



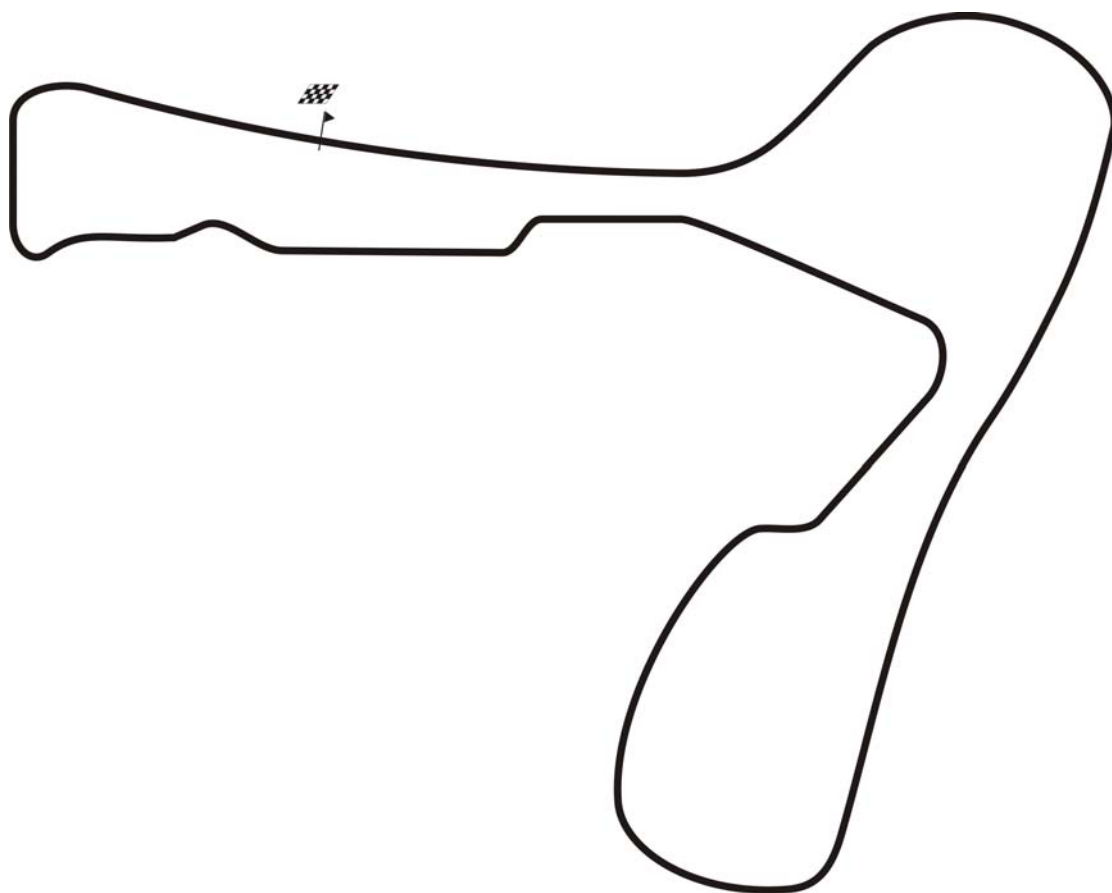
Historic Race Meeting

Cadwell Park
19 April 2009



Timing and Results by MST SYSTEMS Ltd
www.mstworld.com

CADWELL PARK



CIRCUIT LENGTH 2.187 Miles / 3.519 Kilometres



HSCC Historic Road Sports

QUALIFYING - RACE 1 - Cadwell Park - 19 April 2009

| POS | NO | CL | DRIVER | NAT | CAR | TIME | LAPS | GAP | MPH |
|-----|----|----|------------------|-----|------------------|----------|------|--------|-------|
| 1 | 84 | C | Andrew MARLER | | Lotus Elan | 1:44.304 | 9 | | 75.48 |
| 2 | 46 | C | Paul TOOMS | | Lotus Elan S4 | 1:44.310 | 5 | 0.006 | 75.47 |
| 3 | 51 | C | Peter SHAW | | Lotus Elan | 1:44.592 | 9 | 0.288 | 75.27 |
| 4 | 54 | C | Martin HALLIDAY | | Lotus Seven S3 | 1:46.059 | 9 | 1.755 | 74.23 |
| 5 | 65 | A | Julian DODD | | TVR Griffith | 1:47.036 | 8 | 2.732 | 73.55 |
| 6 | 69 | C | Andy SHEPHERD | | Lotus Seven S2 | 1:47.237 | 9 | 2.933 | 73.41 |
| 7 | 2 | D | Robert BARRIE | | Porsche 911S | 1:48.559 | 9 | 4.255 | 72.52 |
| 8 | 71 | E | Dick COFFEY | | Turner Mk1 | 1:49.229 | 9 | 4.925 | 72.08 |
| 9 | 48 | C | Barry ASHDOWN | | Lotus Elan | 1:50.819 | 9 | 6.515 | 71.04 |
| 10 | 1 | B | Colin SHARP | | Triumph TR5 | 1:51.210 | 9 | 6.906 | 70.79 |
| 11 | 78 | B | Jonathon RUSHTON | | Morgan Plus 4 | 1:52.133 | 8 | 7.829 | 70.21 |
| 12 | 49 | E | David REES | | Turner Mk2 BMC | 1:54.097 | 9 | 9.793 | 69.00 |
| 13 | 31 | B | James OWEN | | Triumph TR5 | 1:54.128 | 9 | 9.824 | 68.98 |
| 14 | 60 | D | Dickon PARNELL | | Triumph GT6 Mk2 | 1:56.214 | 8 | 11.910 | 67.74 |
| 15 | 87 | C | Bill SMITH | | Marcos 1600GT | 1:56.588 | 9 | 12.284 | 67.53 |
| 16 | 99 | G | Vicki BANKHURST | | TVR Grantura III | 1:57.762 | 8 | 13.458 | 66.85 |
| 17 | 42 | C | Bob JORDAN | | Lotus Elan | 2:01.138 | 8 | 16.834 | 64.99 |
| 18 | 91 | F | Richard OWEN | | Triumph TR2 | 2:01.931 | 8 | 17.627 | 64.57 |
| 19 | 44 | B | Dave KIRBY | | Triumph TR6 | 2:02.836 | 4 | 18.532 | 64.09 |
| 20 | 57 | B | Simon KING | | Morgan Plus 4 | 2:03.108 | 8 | 18.804 | 63.95 |
| 21 | 14 | E | Paul GARSIDE | | Lotus Elite | 2:08.841 | 8 | 24.537 | 61.10 |
| 22 | 11 | G | Richard JACKSON | | Porsche 911 | 2:08.886 | 8 | 24.582 | 61.08 |

Weather/Track: Sun /Dry

These results are provisional until the conclusion of any judicial and technical matters.

Cadwell Park
Circuit Length = 2.1870 miles.
Start: 09:02 End: 9:17

| | | |
|----------------------|--|-------------|
| Clerk of the Course: | | Timekeeper: |
|----------------------|--|-------------|

HSCC Historic Road Sports

QUALIFYING - LAP ANALYSIS - Cadwell Park - 19 April 2009

| | | |
|---------------|------------------------|--------------|
| 1 | Colin SHARP | Triumph TR5 |
| 1 - X:00.000 | 6 - 1:53.299 | |
| 2 - 2:07.774 | 7 - 1:52.648 | |
| 3 - 1:59.350 | 8 - 1:52.329 | |
| 4 - 1:57.010 | 9 - 1:51.210 | |
| 5 - 1:54.721 | | |
| 2 | Robert BARRIE | Porsche 911S |
| 1 - X:00.000 | 6 - 1:50.535 | |
| 2 - 2:02.162 | 7 - 1:49.869 | |
| 3 - 1:52.681 | 8 - 1:48.559 | |
| 4 - 1:50.603 | 9 - 1:48.859 | |
| 5 - 1:51.017 | | |
| 11 | Richard JACKSON | Porsche 911 |
| 1 - X:00.000 | 6 - 2:08.886 | |
| 2 - 2:24.181 | 7 - 2:11.975 | |
| 3 - 2:09.673 | 8 - 2:09.456 | |
| 4 - 2:10.207 | | |
| 5 - 2:11.022 | | |
| 14 | Paul GARSIDE | Lotus Elite |
| 1 - X:00.000 | 6 - 2:08.841 | |
| 2 - 2:23.713 | 7 - 2:09.449 | |
| 3 - 2:09.632 | 8 - 2:09.275 | |
| 4 - 2:11.152 | | |
| 5 - 2:15.260 | | |
| 31 | James OWEN | Triumph TR5 |
| 1 - X:00.000 | 6 - 1:54.128 | |
| 2 - 2:14.283 | 7 - 1:56.411 | |
| 3 - 2:09.269 | 8 - 2:00.304 | |
| 4 - 1:57.731 | 9 - 1:54.362 | |
| 5 - 1:56.088 | | |
| 42 | Bob JORDAN | Lotus Elan |
| 1 - X:00.000 | 6 - 2:04.218 | |
| 2 - 2:23.702 | 7 - 2:07.554 | |
| 3 - 2:13.460 | 8 - 2:01.138 | |
| 4 - 2:37.362P | | |
| 5 - 2:13.498 | | |

Weather/Track: Sun /Dry

These results are provisional until the conclusion of any judicial and technical matters.

www.mstworld.com

Page 1 of 4

Cadwell Park

Circuit Length = 2.1870 miles.

Start: 09:02 End: 9:17

Printed - 09:22 Sunday, 19 April 2009

HSCC Historic Road Sports

QUALIFYING - LAP ANALYSIS - Cadwell Park - 19 April 2009

(contd.)

| | | |
|---|------------------------|----------------|
| 44 | Dave KIRBY | Triumph TR6 |
| 1 - X:00.000 2 - 2:23.391 3 - 2:09.280 4 - 2:02.836 | | |
| 46 | Paul TOOMS | Lotus Elan S4 |
| 1 - X:00.000 2 - 1:55.105 3 - 1:50.955 4 - 1:45.873 5 - 1:44.310 | | |
| 48 | Barry ASHDOWN | Lotus Elan |
| 1 - X:00.000 6 - 1:53.271 2 - 2:15.040 7 - 1:52.300 3 - 1:59.847 8 - 1:51.266 4 - 1:56.944 9 - 1:50.819 5 - 1:54.394 | | |
| 49 | David REES | Turner Mk2 BMC |
| 1 - X:00.000 6 - 1:54.097 2 - 2:07.559 7 - 1:55.193 3 - 1:59.780 8 - 2:01.303 4 - 1:55.158 9 - 1:55.129 5 - 1:55.698 | | |
| 51 | Peter SHAW | Lotus Elan |
| 1 - X:00.000 6 - 1:54.914 2 - 2:09.697 7 - 1:47.089 3 - 1:51.955 8 - 1:48.695 4 - 1:47.546 9 - 1:44.592 5 - 1:46.855 | | |
| 54 | Martin HALLIDAY | Lotus Seven S3 |
| 1 - X:00.000 6 - 1:57.754 2 - 2:06.409 7 - 1:47.587 3 - 1:55.666 8 - 1:48.236 4 - 1:48.191 9 - 1:46.497 5 - 1:46.059 | | |

Weather/Track: Sun /Dry

These results are provisional until the conclusion of any judicial and technical matters.

www.mstworld.com

Page 2 of 4

Cadwell Park

Circuit Length = 2.1870 miles.

Start: 09:02 End: 9:17

Printed - 09:22 Sunday, 19 April 2009

HSCC Historic Road Sports

QUALIFYING - LAP ANALYSIS - Cadwell Park - 19 April 2009

(contd.)

| | | |
|---------------------|-------------------------|-----------------|
| 57 | Simon KING | Morgan Plus 4 |
| 1 - X:00.000 | 6 - 2:05.122 | |
| 2 - 2:21.581 | 7 - 2:04.493 | |
| 3 - 2:11.709 | 8 - 2:03.108 | |
| 4 - 2:09.602 | | |
| 5 - 2:05.117 | | |
| 60 | Dickon PARNELL | Triumph GT6 Mk2 |
| 1 - X:00.000 | 6 - 1:58.057 | |
| 2 - 2:15.477 | 7 - 1:56.214 | |
| 3 - 2:03.853 | 8 - 1:56.722 | |
| 4 - 2:03.173 | | |
| 5 - 1:59.439 | | |
| 65 | Julian DODD | TVR Griffith |
| 1 - X:00.000 | 6 - 1:51.411 | |
| 2 - 2:10.123 | 7 - 2:14.883 | |
| 3 - 2:01.533 | 8 - 2:26.813 | |
| 4 - 1:55.341 | | |
| 5 - 1:47.036 | | |
| 69 | Andy SHEPHERD | Lotus Seven S2 |
| 1 - X:00.000 | 6 - 2:01.857 | |
| 2 - 2:07.823 | 7 - 1:51.291 | |
| 3 - 1:52.779 | 8 - 1:47.892 | |
| 4 - 1:48.916 | 9 - 1:49.695 | |
| 5 - 1:47.237 | | |
| 71 | Dick COFFEY | Turner Mk1 |
| 1 - X:00.000 | 6 - 1:51.556 | |
| 2 - 2:05.839 | 7 - 1:50.974 | |
| 3 - 1:58.898 | 8 - 1:51.948 | |
| 4 - 1:51.693 | 9 - 1:49.229 | |
| 5 - 1:50.406 | | |
| 78 | Jonathon RUSHTON | Morgan Plus 4 |
| 1 - X:00.000 | 6 - 1:56.358 | |
| 2 - 2:26.643 | 7 - 1:52.829 | |
| 3 - 1:54.875 | 8 - 1:52.133 | |
| 4 - 1:53.968 | | |
| 5 - 2:01.060 | | |

Weather/Track: Sun /Dry

These results are provisional until the conclusion of any judicial and technical matters.

www.mstworld.com

Page 3 of 4

Cadwell Park

Circuit Length = 2.1870 miles.

Start: 09:02 End: 9:17

Printed - 09:22 Sunday, 19 April 2009

HSCC Historic Road Sports

QUALIFYING - LAP ANALYSIS - Cadwell Park - 19 April 2009

(contd.)

| | | |
|---------------------|------------------------|------------------|
| 84 | Andrew MARLER | Lotus Elan |
| 1 - X:00.000 | 6 - 1:49.398 | |
| 2 - 1:56.850 | 7 - 1:45.502 | |
| 3 - 1:49.803 | 8 - 1:46.326 | |
| 4 - 1:46.212 | 9 - 1:44.304 | |
| 5 - 1:44.404 | | |
| 87 | Bill SMITH | Marcos 1600GT |
| 1 - X:00.000 | 6 - 1:57.479 | |
| 2 - 2:07.965 | 7 - 1:56.921 | |
| 3 - 2:01.583 | 8 - 1:57.644 | |
| 4 - 1:57.542 | 9 - 1:59.150 | |
| 5 - 1:56.588 | | |
| 91 | Richard OWEN | Triumph TR2 |
| 1 - X:00.000 | 6 - 2:05.434 | |
| 2 - 2:16.554 | 7 - 2:06.852 | |
| 3 - 2:08.531 | 8 - 2:01.931 | |
| 4 - 2:09.443 | | |
| 5 - 2:07.427 | | |
| 99 | Vicki BANKHURST | TVR Grantura III |
| 1 - X:00.000 | 6 - 1:58.280 | |
| 2 - 2:12.985 | 7 - 1:59.244 | |
| 3 - 2:02.004 | 8 - 1:57.762 | |
| 4 - 1:59.282 | | |
| 5 - 1:58.853 | | |

Weather/Track: Sun /Dry

These results are provisional until the conclusion of any judicial and technical matters.

www.mstworld.com

Page 4 of 4


Cadwell Park
Circuit Length = 2.1870 miles.
Start: 09:02 End: 9:17

Printed - 09:22 Sunday, 19 April 2009

HSCC Historic Road Sports

GRID FOR RACE 1 - Cadwell Park - 19 April 2009

| | | |
|--------|--------------|------------|
| ROW 11 | 11 JACKSON | 14 GARSIDE |
| ROW 10 | 57 KING | 44 KIRBY |
| ROW 9 | 91 OWEN | 42 JORDAN |
| ROW 8 | 99 BANKHURST | 87 SMITH |
| ROW 7 | 60 PARNELL | 31 OWEN |
| ROW 6 | 49 REES | 78 RUSHTON |
| ROW 5 | 1 SHARP | 48 ASHDOWN |
| ROW 4 | 71 COFFEY | 2 BARRIE |
| ROW 3 | 69 SHEPHERD | 65 DODD |
| ROW 2 | 54 HALLIDAY | 51 SHAW |
| ROW 1 | 46 TOOMS | 84 MARLER |
| | | POLE |



Weather/Track: Sun /Dry

These results are provisional until the conclusion of any judicial and technical matters.

Cadwell Park
Circuit Length = 2.1870 miles.
Start: 09:02 End: 9:17

Clerk of the Course:

Timekeeper:

HSCC Historic Road Sports

RACE - LAP ANALYSIS - Cadwell Park - 19 April 2009

| | | |
|---------------------|------------------------|----------------------|
| 1 | Colin SHARP | Triumph TR5 |
| 1 - 2:00.988 | 6 - 1:50.644 | 11 - 1:51.752 |
| 2 - 1:51.111 | 7 - 1:50.043 | 12 - 1:53.687 |
| 3 - 1:51.033 | 8 - 1:50.855 | |
| 4 - 1:51.282 | 9 - 1:52.017 | |
| 5 - 1:50.690 | 10 - 1:51.259 | |
| 2 | Robert BARRIE | Porsche 911S |
| 1 - 1:59.439 | 6 - 1:48.454 | 11 - 1:49.296 |
| 2 - 1:49.262 | 7 - 1:47.576 | 12 - 1:48.301 |
| 3 - 1:49.301 | 8 - 1:49.260 | |
| 4 - 1:48.882 | 9 - 1:48.462 | |
| 5 - 1:48.738 | 10 - 1:48.998 | |
| 11 | Richard JACKSON | Porsche 911 |
| 1 - 2:20.952 | 6 - 2:05.174 | 11 - 2:00.920 |
| 2 - 2:05.005 | 7 - 2:05.781 | |
| 3 - 2:06.067 | 8 - 2:02.227 | |
| 4 - 2:03.809 | 9 - 2:04.876 | |
| 5 - 2:03.840 | 10 - 2:01.711 | |
| 14 | Paul GARSIDE | Lotus Elite |
| 1 - 2:19.569 | 6 - 2:04.747 | 11 - 2:00.358 |
| 2 - 2:06.145 | 7 - 2:05.501 | |
| 3 - 2:07.172 | 8 - 2:02.836 | |
| 4 - 2:05.340 | 9 - 2:04.908 | |
| 5 - 2:03.086 | 10 - 2:04.748 | |
| 31 | James OWEN | Triumph TR5 |
| 1 - 2:03.628 | 6 - 1:51.382 | 11 - 1:50.749 |
| 2 - 1:52.045 | 7 - 1:51.235 | 12 - 1:51.190 |
| 3 - 1:51.339 | 8 - 1:52.034 | |
| 4 - 1:51.198 | 9 - 1:51.465 | |
| 5 - 1:50.513 | 10 - 1:51.405 | |
| 42 | Bob JORDAN | Lotus Elan |
| 1 - 2:07.485 | 6 - 1:54.318 | 11 - 1:54.406 |
| 2 - 1:55.170 | 7 - 1:54.982 | |
| 3 - 1:55.102 | 8 - 1:54.982 | |
| 4 - 1:55.053 | 9 - 1:53.722 | |
| 5 - 1:55.627 | 10 - 1:52.763 | |

Weather/Track: Cloudy /Dry

These results are provisional until the conclusion of any judicial and technical matters.

www.mstworld.com

Page 1 of 4

Cadwell Park

Circuit Length = 2.1870 miles.

Start: 13:06 End: 13:27

Printed - 13:31 Sunday, 19 April 2009

HSCC Historic Road Sports

RACE - LAP ANALYSIS - Cadwell Park - 19 April 2009

(contd.)

| | | |
|---------------------|------------------------|----------------|
| 44 | Dave KIRBY | Triumph TR6 |
| 1 - 2:12.015 | 6 - 1:57.052 | 11 - 1:57.805 |
| 2 - 2:01.096 | 7 - 1:58.508 | |
| 3 - 2:01.997 | 8 - 1:59.027 | |
| 4 - 1:56.594 | 9 - 1:57.542 | |
| 5 - 1:58.452 | 10 - 1:58.750 | |
| 46 | Paul TOOMS | Lotus Elan S4 |
| 1 - 1:52.534 | 6 - 1:44.341 | 11 - 1:45.200 |
| 2 - 1:46.808 | 7 - 1:45.426 | 12 - 1:50.884 |
| 3 - 1:44.841 | 8 - 1:43.997 | |
| 4 - 1:46.075 | 9 - 1:44.685 | |
| 5 - 1:46.180 | 10 - 1:45.301 | |
| 48 | Barry ASHDOWN | Lotus Elan |
| 1 - 1:58.446 | 6 - 1:48.833 | 11 - 1:51.684 |
| 2 - 1:49.724 | 7 - 1:48.635 | 12 - 1:51.054 |
| 3 - 1:50.946 | 8 - 1:52.623 | |
| 4 - 1:50.211 | 9 - 1:48.863 | |
| 5 - 1:47.946 | 10 - 1:50.590 | |
| 49 | David REES | Turner Mk2 BMC |
| 1 - 2:05.437 | 6 - 1:54.308 | 11 - 1:55.136 |
| 2 - 1:54.363 | 7 - 1:54.931 | |
| 3 - 1:55.143 | 8 - 1:55.724 | |
| 4 - 1:56.511 | 9 - 1:53.593 | |
| 5 - 1:57.883 | 10 - 1:53.365 | |
| 51 | Peter SHAW | Lotus Elan |
| 1 - 1:54.004 | 6 - 1:46.897 | 11 - 1:46.707 |
| 2 - 1:46.517 | 7 - 1:45.929 | 12 - 1:47.036 |
| 3 - 1:46.084 | 8 - 1:45.251 | |
| 4 - 1:45.463 | 9 - 1:45.790 | |
| 5 - 1:44.882 | 10 - 1:47.986 | |
| 54 | Martin HALLIDAY | Lotus Seven S3 |
| 1 - 1:54.810 | 6 - 1:46.937 | |
| 2 - 1:46.130 | 7 - 1:45.771 | |
| 3 - 1:46.033 | 8 - 1:46.070 | |
| 4 - 1:45.564 | 9 - 1:44.842 | |
| 5 - 1:44.817 | 10 - 1:48.227 | |

Weather/Track: Cloudy /Dry

These results are provisional until the conclusion of any judicial and technical matters.

www.mstworld.com

Page 2 of 4

Cadwell Park

Circuit Length = 2.1870 miles.

Start: 13:06 End: 13:27

Printed - 13:31 Sunday, 19 April 2009

HSCC Historic Road Sports

RACE - LAP ANALYSIS - Cadwell Park - 19 April 2009

(contd.)

| | | |
|---------------------|-------------------------|----------------------|
| 57 | Simon KING | Morgan Plus 4 |
| 1 - 2:20.450 | 6 - 1:59.934 | 11 - 1:58.322 |
| 2 - 2:02.283 | 7 - 2:01.358 | |
| 3 - 2:00.637 | 8 - 1:57.622 | |
| 4 - 1:59.828 | 9 - 1:57.007 | |
| 5 - 1:58.440 | 10 - 1:57.889 | |
| 60 | Dickon PARNELL | Triumph GT6 Mk2 |
| 1 - 2:09.988 | 6 - 1:53.231 | 11 - 1:54.119 |
| 2 - 1:57.289 | 7 - 1:53.584 | |
| 3 - 1:56.566 | 8 - 1:53.505 | |
| 4 - 1:55.109 | 9 - 1:53.919 | |
| 5 - 1:54.138 | 10 - 1:52.901 | |
| 65 | Julian DODD | TVR Griffith |
| 1 - 1:52.729 | | |
| 2 - 1:46.142 | | |
| 3 - 1:44.526 | | |
| 4 - 1:46.102 | | |
| 5 - 1:46.165 | | |
| 69 | Andy SHEPHERD | Lotus Seven S2 |
| 1 - 1:57.416 | 6 - 1:45.825 | 11 - 1:47.964 |
| 2 - 1:47.000 | 7 - 1:45.761 | 12 - 1:48.325 |
| 3 - 1:45.948 | 8 - 1:47.040 | |
| 4 - 1:46.500 | 9 - 1:46.060 | |
| 5 - 1:45.516 | 10 - 1:46.760 | |
| 71 | Dick COFFEY | Turner Mk1 |
| 1 - 2:04.542 | 6 - 1:52.909 | 11 - 1:49.670 |
| 2 - 1:52.053 | 7 - 1:51.711 | 12 - 1:51.495 |
| 3 - 1:52.956 | 8 - 1:51.907 | |
| 4 - 1:52.539 | 9 - 1:50.894 | |
| 5 - 1:51.741 | 10 - 1:53.387 | |
| 78 | Jonathon RUSHTON | Morgan Plus 4 |
| 1 - 2:03.031 | 6 - 1:52.316 | 11 - 1:53.099 |
| 2 - 1:52.322 | 7 - 1:51.719 | 12 - 1:52.467 |
| 3 - 1:54.078 | 8 - 1:52.363 | |
| 4 - 1:51.753 | 9 - 1:51.023 | |
| 5 - 1:52.004 | 10 - 1:53.345 | |

Weather/Track: Cloudy /Dry

These results are provisional until the conclusion of any judicial and technical matters.

www.mstworld.com

Page 3 of 4

Cadwell Park

Circuit Length = 2.1870 miles.

Start: 13:06 End: 13:27

Printed - 13:31 Sunday, 19 April 2009

HSCC Historic Road Sports

RACE - LAP ANALYSIS - Cadwell Park - 19 April 2009

(contd.)

| | | |
|--------------|------------------------|----------------------|
| 84 | Andrew MARLER | Lotus Elan |
| 1 - 1:53.336 | 6 - 1:45.986 | 11 - 1:44.315 |
| 2 - 1:46.182 | 7 - 1:44.638 | 12 - 1:45.856 |
| 3 - 1:45.034 | 8 - 1:44.731 | |
| 4 - 1:45.921 | 9 - 1:44.370 | |
| 5 - 1:45.430 | 10 - 1:44.804 | |
| 87 | Bill SMITH | Marcos 1600GT |
| 1 - 2:05.468 | 6 - 1:52.226 | 11 - 1:51.759 |
| 2 - 1:52.278 | 7 - 1:51.729 | 12 - 1:51.647 |
| 3 - 1:52.424 | 8 - 1:49.834 | |
| 4 - 1:52.637 | 9 - 1:50.422 | |
| 5 - 1:51.317 | 10 - 1:53.649 | |
| 91 | Richard OWEN | Triumph TR2 |
| 1 - 2:17.126 | 6 - 1:59.883 | 11 - 2:25.066 |
| 2 - 2:02.834 | 7 - 2:01.370 | |
| 3 - 2:02.570 | 8 - 1:57.543 | |
| 4 - 2:01.424 | 9 - 1:59.097 | |
| 5 - 1:58.411 | 10 - 1:55.962 | |
| 99 | Vicki BANKHURST | TVR Grantura III |
| 1 - 2:17.068 | 6 - 1:54.830 | 11 - 1:54.503 |
| 2 - 1:58.811 | 7 - 1:56.475 | |
| 3 - 1:58.231 | 8 - 1:55.370 | |
| 4 - 1:55.598 | 9 - 1:58.883 | |
| 5 - 1:56.135 | 10 - 1:56.487 | |

Weather/Track: Cloudy /Dry

These results are provisional until the conclusion of any judicial and technical matters.

www.mstworld.com

Page 4 of 4

Cadwell Park

Circuit Length = 2.1870 miles.

Start: 13:06 End: 13:27

Printed - 13:31 Sunday, 19 April 2009

HSCC Historic Road Sports

RACE 1 CLASSIFICATION - Cadwell Park - 19 April 2009

| POS | NO | CL | DRIVER | NAT | CAR | TIME | LAPS | GAP | MPH | BEST |
|-----|----|----|------------------|-----|------------------|-----------|------|----------|-------|----------|
| 1 | 84 | C | Andrew MARLER | | Lotus Elan | 21:10.603 | 12 | | 74.35 | 1:44.315 |
| 2 | 46 | C | Paul TOOMS | | Lotus Elan S4 | 21:16.272 | 12 | 5.669 | 74.02 | 1:43.997 |
| 3 | 51 | C | Peter SHAW | | Lotus Elan | 21:22.546 | 12 | 11.943 | 73.66 | 1:44.882 |
| 4 | 69 | C | Andy SHEPHERD | | Lotus Seven S2 | 21:30.115 | 12 | 19.512 | 73.23 | 1:45.516 |
| 5 | 2 | D | Robert BARRIE | | Porsche 911S | 21:55.969 | 12 | 45.366 | 71.79 | 1:47.576 |
| 6 | 48 | C | Barry ASHDOWN | | Lotus Elan | 22:09.555 | 12 | 58.952 | 71.06 | 1:47.946 |
| 7 | 1 | B | Colin SHARP | | Triumph TR5 | 22:25.361 | 12 | 1:14.758 | 70.22 | 1:50.043 |
| 8 | 31 | B | James OWEN | | Triumph TR5 | 22:28.183 | 12 | 1:17.580 | 70.07 | 1:50.513 |
| 9 | 87 | C | Bill SMITH | | Marcos 1600GT | 22:35.390 | 12 | 1:24.787 | 69.70 | 1:49.834 |
| 10 | 71 | E | Dick COFFEY | | Turner Mk1 | 22:35.804 | 12 | 1:25.201 | 69.68 | 1:49.670 |
| 11 | 78 | B | Jonathon RUSHTON | | Morgan Plus 4 | 22:39.520 | 12 | 1:28.917 | 69.49 | 1:51.023 |
| 12 | 42 | C | Bob JORDAN | | Lotus Elan | 21:13.610 | 11 | 1 LAP | 68.00 | 1:52.763 |
| 13 | 60 | D | Dickon PARNELL | | Triumph GT6 Mk2 | 21:14.349 | 11 | 1 LAP | 67.96 | 1:52.901 |
| 14 | 49 | E | David REES | | Turner Mk2 BMC | 21:16.394 | 11 | 1 LAP | 67.85 | 1:53.365 |
| 15 | 99 | G | Vicki BANKHURST | | TVR Grantura III | 21:42.391 | 11 | 1 LAP | 66.49 | 1:54.503 |
| 16 | 44 | B | Dave KIRBY | | Triumph TR6 | 21:58.838 | 11 | 1 LAP | 65.66 | 1:56.594 |
| 17 | 57 | B | Simon KING | | Morgan Plus 4 | 22:13.770 | 11 | 1 LAP | 64.93 | 1:57.007 |
| 18 | 91 | F | Richard OWEN | | Triumph TR2 | 22:41.286 | 11 | 1 LAP | 63.62 | 1:55.962 |
| 19 | 11 | G | Richard JACKSON | | Porsche 911 | 23:00.362 | 11 | 1 LAP | 62.74 | 2:00.920 |
| 20 | 14 | E | Paul GARSIDE | | Lotus Elite | 23:04.410 | 11 | 1 LAP | 62.55 | 2:00.358 |

NOT CLASSIFIED

| | | | | | | | | | |
|----|---|-----------------|--|----------------|-----------|----|--------|-------|----------|
| 54 | C | Martin HALLIDAY | | Lotus Seven S3 | 17:49.201 | 10 | D.N.F. | 73.63 | 1:44.817 |
| 65 | A | Julian DODD | | TVR Griffith | 8:55.664 | 5 | D.N.F. | 73.49 | 1:44.526 |

FASTEST LAP

| | | | | | | | | |
|----|---|-----------------|--|------------------|----------|----|----------|-----------|
| 46 | C | Paul TOOMS | | Lotus Elan S4 | 1:43.997 | 8 | 75.70mph | 121.83kph |
| 65 | A | Julian DODD | | TVR Griffith | 1:44.526 | 3 | 75.32mph | 121.22kph |
| 2 | D | Robert BARRIE | | Porsche 911S | 1:47.576 | 7 | 73.18mph | 117.78kph |
| 71 | E | Dick COFFEY | | Turner Mk1 | 1:49.670 | 11 | 71.79mph | 115.53kph |
| 1 | B | Colin SHARP | | Triumph TR5 | 1:50.043 | 7 | 71.54mph | 115.14kph |
| 99 | G | Vicki BANKHURST | | TVR Grantura III | 1:54.503 | 11 | 68.76mph | 110.65kph |
| 91 | F | Richard OWEN | | Triumph TR2 | 1:55.962 | 10 | 67.89mph | 109.26kph |

Weather/Track: Cloudy /Dry

These results are provisional until the conclusion of any judicial and technical matters.

Cadwell Park

Circuit Length = 2.1870 miles.

Start: 13:06 End: 13:27

Clerk of the Course:

Timekeeper:

HSCC Historic Road Sports

RACE - LAP CHART - Cadwell Park - 19 April 2009

| Lap 1 | | | Lap 2 | | | Lap 3 | | | Lap 4 | | | Lap 5 | | |
|-------|--------|----------|-------|--------|----------|-------|----------|----------|-------|----------|----------|-------|----------|----------|
| No | Behind | Laptime | No | Behind | Laptime | No | Behind | Laptime | No | Behind | Laptime | No | Behind | Laptime |
| 46 | | 1:52.534 | 65 | | 1:46.142 | 65 | | 1:44.526 | 65 | | 1:46.102 | 65 | | 1:46.165 |
| 65 | 0.195 | 1:52.729 | 46 | 0.471 | 1:46.808 | 46 | 0.786 | 1:44.841 | 46 | 0.759 | 1:46.075 | 84 | 0.239 | 1:45.430 |
| 84 | 0.802 | 1:53.336 | 84 | 0.647 | 1:46.182 | 84 | 1.155 | 1:45.034 | 84 | 0.974 | 1:45.921 | 46 | 0.774 | 1:46.180 |
| 51 | 1.470 | 1:54.004 | 51 | 1.650 | 1:46.517 | 51 | 3.208 | 1:46.084 | 51 | 2.569 | 1:45.463 | 51 | 1.286 | 1:44.882 |
| 54 | 2.276 | 1:54.810 | 54 | 2.069 | 1:46.130 | 54 | 3.576 | 1:46.033 | 54 | 3.038 | 1:45.564 | 54 | 1.690 | 1:44.817 |
| 69 | 4.882 | 1:57.416 | 69 | 5.545 | 1:47.000 | 69 | 6.967 | 1:45.948 | 69 | 7.365 | 1:46.500 | 69 | 6.716 | 1:45.516 |
| 48 | 5.912 | 1:58.446 | 48 | 9.299 | 1:49.724 | 2 | 14.605 | 1:49.301 | 2 | 17.385 | 1:48.882 | 2 | 19.958 | 1:48.738 |
| 2 | 6.905 | 1:59.439 | 2 | 9.830 | 1:49.262 | 48 | 15.719 | 1:50.946 | 48 | 19.828 | 1:50.211 | 48 | 21.609 | 1:47.946 |
| 1 | 8.454 | 2:00.988 | 1 | 13.228 | 1:51.111 | 1 | 19.735 | 1:51.033 | 1 | 24.915 | 1:51.282 | 1 | 29.440 | 1:50.690 |
| 78 | 10.497 | 2:03.031 | 78 | 16.482 | 1:52.322 | 31 | 23.615 | 1:51.339 | 31 | 28.711 | 1:51.198 | 31 | 33.059 | 1:50.513 |
| 31 | 11.094 | 2:03.628 | 31 | 16.802 | 1:52.045 | 78 | 26.034 | 1:54.078 | 78 | 31.685 | 1:51.753 | 78 | 37.524 | 1:52.004 |
| 71 | 12.008 | 2:04.542 | 71 | 17.724 | 1:52.053 | 71 | 26.154 | 1:52.956 | 71 | 32.591 | 1:52.539 | 71 | 38.167 | 1:51.741 |
| 49 | 12.903 | 2:05.437 | 87 | 18.875 | 1:52.278 | 87 | 26.773 | 1:52.424 | 87 | 33.308 | 1:52.637 | 87 | 38.460 | 1:51.317 |
| 87 | 12.934 | 2:05.468 | 49 | 20.929 | 1:54.363 | 49 | 31.546 | 1:55.143 | 49 | 41.955 | 1:56.511 | 42 | 52.773 | 1:55.627 |
| 42 | 14.951 | 2:07.485 | 42 | 23.784 | 1:55.170 | 42 | 34.360 | 1:55.102 | 42 | 43.311 | 1:55.053 | 49 | 53.673 | 1:57.883 |
| 60 | 17.454 | 2:09.988 | 60 | 28.406 | 1:57.289 | 60 | 40.446 | 1:56.566 | 60 | 49.453 | 1:55.109 | 60 | 57.426 | 1:54.138 |
| 44 | 19.481 | 2:12.015 | 44 | 34.240 | 2:01.096 | 99 | 50.713 | 1:58.231 | 99 | 1:00.209 | 1:55.598 | 99 | 1:10.179 | 1:56.135 |
| 99 | 24.534 | 2:17.068 | 99 | 37.008 | 1:58.811 | 44 | 51.711 | 2:01.997 | 44 | 1:02.203 | 1:56.594 | 44 | 1:14.490 | 1:58.452 |
| 91 | 24.592 | 2:17.126 | 91 | 41.089 | 2:02.834 | 91 | 59.133 | 2:02.570 | 57 | 1:13.699 | 1:59.828 | 57 | 1:25.974 | 1:58.440 |
| 14 | 27.035 | 2:19.569 | 57 | 43.862 | 2:02.283 | 57 | 59.973 | 2:00.637 | 91 | 1:14.455 | 2:01.424 | 91 | 1:26.701 | 1:58.411 |
| 57 | 27.916 | 2:20.450 | 14 | 46.843 | 2:06.145 | 11 | 1:08.627 | 2:06.067 | 11 | 1:26.334 | 2:03.809 | 11 | 1:44.009 | 2:03.840 |
| 11 | 28.418 | 2:20.952 | 11 | 47.086 | 2:05.005 | 14 | 1:09.489 | 2:07.172 | 14 | 1:28.727 | 2:05.340 | | | |

Weather/Track: Cloudy /Dry

www.mstworld.com

Page 1 of 3

Cadwell Park
Circuit Length = 2.1870 miles.
Start: 13:06 End: 13:27

Printed - 13:31 Sunday, 19 April 2009

HSCC Historic Road Sports

RACE - LAP CHART - Cadwell Park - 19 April 2009

(contd.)

| Lap 6 | | | Lap 7 | | | Lap 8 | | | Lap 9 | | | Lap 10 | | |
|-------|----------|----------|-------|----------|----------|-------|----------|----------|-------|----------|----------|--------|----------|----------|
| No | Behind | Laptime | No | Behind | Laptime | No | Behind | Laptime | No | Behind | Laptime | No | Behind | Laptime |
| 46 | | 1:44.341 | 46 | | 1:45.426 | 46 | | 1:43.997 | 46 | | 1:44.685 | 46 | | 1:45.301 |
| 14 | 1 LAP | 2:03.086 | 84 | 0.322 | 1:44.638 | 84 | 1.056 | 1:44.731 | 84 | 0.741 | 1:44.370 | 84 | 0.244 | 1:44.804 |
| 84 | 1.110 | 1:45.986 | 51 | 3.571 | 1:45.929 | 51 | 4.825 | 1:45.251 | 51 | 5.930 | 1:45.790 | 51 | 8.615 | 1:47.986 |
| 51 | 3.068 | 1:46.897 | 54 | 3.857 | 1:45.771 | 54 | 5.930 | 1:46.070 | 54 | 6.087 | 1:44.842 | 54 | 9.013 | 1:48.227 |
| 54 | 3.512 | 1:46.937 | 69 | 7.761 | 1:45.761 | 69 | 10.804 | 1:47.040 | 44 | 1 LAP | 1:59.027 | 99 | 1 LAP | 1:58.883 |
| 69 | 7.426 | 1:45.825 | 11 | 1 LAP | 2:05.174 | 57 | 1 LAP | 2:01.358 | 69 | 12.179 | 1:46.060 | 69 | 13.638 | 1:46.760 |
| 2 | 23.297 | 1:48.454 | 14 | 1 LAP | 2:04.747 | 91 | 1 LAP | 2:01.370 | 57 | 1 LAP | 1:57.622 | 44 | 1 LAP | 1:57.542 |
| 48 | 25.327 | 1:48.833 | 2 | 25.447 | 1:47.576 | 2 | 30.710 | 1:49.260 | 91 | 1 LAP | 1:57.543 | 57 | 1 LAP | 1:57.007 |
| 1 | 34.969 | 1:50.644 | 48 | 28.536 | 1:48.635 | 48 | 37.162 | 1:52.623 | 2 | 34.487 | 1:48.462 | 2 | 38.184 | 1:48.998 |
| 31 | 39.326 | 1:51.382 | 1 | 39.586 | 1:50.043 | 11 | 1 LAP | 2:05.781 | 48 | 41.340 | 1:48.863 | 91 | 1 LAP | 1:59.097 |
| 78 | 44.725 | 1:52.316 | 31 | 45.135 | 1:51.235 | 14 | 1 LAP | 2:05.501 | 1 | 53.776 | 1:52.017 | 48 | 46.629 | 1:50.590 |
| 87 | 45.571 | 1:52.226 | 78 | 51.018 | 1:51.719 | 1 | 46.444 | 1:50.855 | 11 | 1 LAP | 2:02.227 | 1 | 59.734 | 1:51.259 |
| 71 | 45.961 | 1:52.909 | 87 | 51.874 | 1:51.729 | 31 | 53.172 | 1:52.034 | 14 | 1 LAP | 2:02.836 | 31 | 1:06.056 | 1:51.405 |
| 42 | 1:01.976 | 1:54.318 | 71 | 52.246 | 1:51.711 | 87 | 57.711 | 1:49.834 | 31 | 59.952 | 1:51.465 | 87 | 1:11.796 | 1:53.649 |
| 49 | 1:02.866 | 1:54.308 | 42 | 1:11.532 | 1:54.982 | 78 | 59.384 | 1:52.363 | 87 | 1:03.448 | 1:50.422 | 78 | 1:13.766 | 1:53.345 |
| 60 | 1:05.542 | 1:53.231 | 49 | 1:12.371 | 1:54.931 | 71 | 1:00.156 | 1:51.907 | 78 | 1:05.722 | 1:51.023 | 71 | 1:14.451 | 1:53.387 |
| 99 | 1:19.894 | 1:54.830 | 60 | 1:13.700 | 1:53.584 | 42 | 1:22.517 | 1:54.982 | 71 | 1:06.365 | 1:50.894 | 11 | 1 LAP | 2:04.876 |
| 44 | 1:26.427 | 1:57.052 | 99 | 1:30.943 | 1:56.475 | 60 | 1:23.208 | 1:53.505 | 42 | 1:31.554 | 1:53.722 | 14 | 1 LAP | 2:04.908 |
| 57 | 1:40.793 | 1:59.934 | 44 | 1:39.509 | 1:58.508 | 49 | 1:24.098 | 1:55.724 | 60 | 1:32.442 | 1:53.919 | 42 | 1:39.016 | 1:52.763 |
| 91 | 1:41.469 | 1:59.883 | | | | 99 | 1:42.316 | 1:55.370 | 49 | 1:33.006 | 1:53.593 | 60 | 1:40.042 | 1:52.901 |
| | | | | | | | | | | | | 49 | 1:41.070 | 1:53.365 |

Weather/Track: Cloudy /Dry

www.mstworld.com

Page 2 of 3

Cadwell Park
Circuit Length = 2.1870 miles.
Start: 13:06 End: 13:27

Printed - 13:31 Sunday, 19 April 2009

HSCC Historic Road Sports

RACE - LAP CHART - Cadwell Park - 19 April 2009

(contd.)

| Lap 11 | | | Lap 12 | | | Lap 13 | | | Lap 14 | | | Lap 15 | | |
|--------|----------|----------|--------|----------|----------|--------|--------|---------|--------|--------|---------|--------|--------|---------|
| No | Behind | Laptime | No | Behind | Laptime | No | Behind | Laptime | No | Behind | Laptime | No | Behind | Laptime |
| 84 | | 1:44.315 | 84 | | 1:45.856 | | | | | | | | | |
| 46 | 0.641 | 1:45.200 | 42 | 1 LAP | 1:54.406 | | | | | | | | | |
| 51 | 10.763 | 1:46.707 | 60 | 1 LAP | 1:54.119 | | | | | | | | | |
| 69 | 17.043 | 1:47.964 | 46 | 5.669 | 1:50.884 | | | | | | | | | |
| 99 | 1 LAP | 1:56.487 | 49 | 1 LAP | 1:55.136 | | | | | | | | | |
| 44 | 1 LAP | 1:58.750 | 51 | 11.943 | 1:47.036 | | | | | | | | | |
| 2 | 42.921 | 1:49.296 | 69 | 19.512 | 1:48.325 | | | | | | | | | |
| 57 | 1 LAP | 1:57.889 | 99 | 1 LAP | 1:54.503 | | | | | | | | | |
| 91 | 1 LAP | 1:55.962 | 2 | 45.366 | 1:48.301 | | | | | | | | | |
| 48 | 53.754 | 1:51.684 | 44 | 1 LAP | 1:57.805 | | | | | | | | | |
| 1 | 1:06.927 | 1:51.752 | 48 | 58.952 | 1:51.054 | | | | | | | | | |
| 31 | 1:12.246 | 1:50.749 | 57 | 1 LAP | 1:58.322 | | | | | | | | | |
| 87 | 1:18.996 | 1:51.759 | 1 | 1:14.758 | 1:53.687 | | | | | | | | | |
| 71 | 1:19.562 | 1:49.670 | 31 | 1:17.580 | 1:51.190 | | | | | | | | | |
| 78 | 1:22.306 | 1:53.099 | 87 | 1:24.787 | 1:51.647 | | | | | | | | | |
| 11 | 1 LAP | 2:01.711 | 71 | 1:25.201 | 1:51.495 | | | | | | | | | |
| 14 | 1 LAP | 2:04.748 | 78 | 1:28.917 | 1:52.467 | | | | | | | | | |
| | | | 91 | 1 LAP | 2:25.066 | | | | | | | | | |
| | | | 11 | 1 LAP | 2:00.920 | | | | | | | | | |
| | | | 14 | 1 LAP | 2:00.358 | | | | | | | | | |

Weather/Track: Cloudy /Dry

www.mstworld.com

Page 3 of 3

Cadwell Park
Circuit Length = 2.1870 miles.
Start: 13:06 End: 13:27

Printed - 13:31 Sunday, 19 April 2009

**HSCC 'Grandstand Sports Tours' Formula Ford supported by Avon Tyres
 QUALIFYING - RACE 2 - Cadwell Park - 19 April 2009**

| POS | NO | CL | DRIVER | NAT | CAR | TIME | LAPS | GAP | MPH |
|-----|----|----|-------------------|-----|-----------------|----------|------|--------|-------|
| 1 | 11 | | Westie MITCHELL | | Merlyn Mk20 | 1:36.996 | 4 | | 81.17 |
| 2 | 7 | | Amanda WHITAKER | | Elden Mk8 | 1:37.133 | 9 | 0.137 | 81.05 |
| 3 | 57 | | David WILD | | Lola T200 | 1:37.348 | 9 | 0.352 | 80.87 |
| 4 | 38 | | John HAYES-HARLOW | | Elden Mk 8/10 | 1:37.565 | 10 | 0.569 | 80.69 |
| 5 | 5 | | Benn SIMMS | | Alexis Mk14 | 1:37.773 | 9 | 0.777 | 80.52 |
| 6 | 32 | | Robert WAINWRIGHT | | Elden Mk8 | 1:37.875 | 10 | 0.879 | 80.44 |
| 7 | 79 | | Diogo FERRAO | | Merlyn Mk20 | 1:38.148 | 10 | 1.152 | 80.21 |
| 8 | 92 | N | Simon TOYNE | | Lola T200 | 1:38.481 | 9 | 1.485 | 79.94 |
| 9 | 70 | | John HARRISON | | Lola T200 | 1:38.638 | 10 | 1.642 | 79.81 |
| 10 | 67 | | Paul McMORRAN | | Crossle 20F | 1:39.541 | 10 | 2.545 | 79.09 |
| 11 | 77 | | Chris SHARPLES | | Palliser WDF1 | 1:39.544 | 9 | 2.548 | 79.09 |
| 12 | 9 | | Adam SYKES | | Merlyn Mk11A | 1:39.663 | 10 | 2.667 | 78.99 |
| 13 | 6 | | Neil DAVIES | | Lotus 61MX | 1:41.821 | 9 | 4.825 | 77.32 |
| 14 | 4 | | John SYKES | | Merlyn Mk11A/20 | 1:41.872 | 6 | 4.876 | 77.28 |
| 15 | 44 | | John BLADON | TR | Merlyn Mk11A | 1:41.930 | 9 | 4.934 | 77.24 |
| 16 | 69 | | Dave LOWE | | Lotus 69 | 1:42.751 | 9 | 5.755 | 76.62 |
| 17 | 27 | | Dick DIXON | | Lotus 61 | 1:44.232 | 9 | 7.236 | 75.53 |
| 18 | 56 | | Alan FAIRBROTHER | | Merlyn Mk20 | 1:44.621 | 9 | 7.625 | 75.25 |
| 19 | 63 | | Matthew STURMER | | Macon MR8 | 1:44.872 | 9 | 7.876 | 75.07 |
| 20 | 55 | | Roger ARNOLD | | Merlyn Mk20 | 1:44.948 | 9 | 7.952 | 75.02 |
| 21 | 8 | | Andrew MANSELL | | Merlyn Mk11A | 1:45.974 | 8 | 8.978 | 74.29 |
| 22 | 31 | | Roy SIERGIEJEW | | Merlyn Mk17 | 1:46.693 | 9 | 9.697 | 73.79 |
| 23 | 28 | | Michael WALES | | Merlyn Mk20 | 1:48.625 | 9 | 11.629 | 72.48 |
| 24 | 39 | | David OWEN | | Merlyn Mk20 | 1:51.807 | 4 | 14.811 | 70.41 |
| 25 | 87 | | Paul STRINGER | | Lotus 51 | 1:53.258 | 8 | 16.262 | 69.51 |
| 26 | 15 | | Gareth PAUL | | Merlyn Mk17A | 1:54.133 | 8 | 17.137 | 68.98 |
| 27 | 65 | | Terry FULLERTON | | Merlyn 11A | 2:06.626 | 8 | 29.630 | 62.17 |

TR = Transponder Not Working

Weather/Track : Cloudy/ Dry. Car 5 reserve

These results are provisional until the conclusion of any judicial and technical matters.

Cadwell Park

Circuit Length = 2.1870 miles.

Start: 9:27 End: 9:42

| | | |
|----------------------|--|-------------|
| Clerk of the Course: | | Timekeeper: |
|----------------------|--|-------------|

**HSCC 'Grandstand Sports Tours' Formula Ford supported by Avon Tyres
QUALIFYING - LAP ANALYSIS - Cadwell Park - 19 April 2009**

| | | |
|---------------------|------------------------|-----------------|
| 4 | John SYKES | Merlyn Mk11A/20 |
| 1 - X:00.000 | 6 - 1:53.924 | |
| 2 - 1:49.218 | | |
| 3 - 1:41.872 | | |
| 4 - 1:42.857 | | |
| 5 - 1:47.464 | | |
| 5 | Benn SIMMS | Alexis Mk14 |
| 1 - X:00.000 | 6 - 1:41.187 | |
| 2 - 1:51.327 | 7 - 1:42.189 | |
| 3 - 1:41.480 | 8 - 1:42.154 | |
| 4 - 1:43.533 | 9 - 1:37.773 | |
| 5 - 1:41.069 | | |
| 6 | Neil DAVIES | Lotus 61MX |
| 1 - X:00.000 | 6 - 1:49.424 | |
| 2 - 2:00.458 | 7 - 1:45.616 | |
| 3 - 1:46.860 | 8 - 1:48.317 | |
| 4 - 1:45.518 | 9 - 1:41.821 | |
| 5 - 1:45.077 | | |
| 7 | Amanda WHITAKER | Elden Mk8 |
| 1 - X:00.000 | 6 - 3:06.336P | |
| 2 - 1:47.435 | 7 - 1:45.311 | |
| 3 - 1:38.614 | 8 - 1:43.099 | |
| 4 - 1:37.133 | 9 - 1:39.228 | |
| 5 - 1:38.168 | | |
| 8 | Andrew MANSELL | Merlyn Mk11A |
| 1 - X:00.000 | 6 - 3:58.737 | |
| 2 - 2:01.368 | 7 - 1:47.344 | |
| 3 - 1:53.728 | 8 - 1:46.365 | |
| 4 - 1:45.974 | | |
| 5 - 1:47.167 | | |
| 9 | Adam SYKES | Merlyn Mk11A |
| 1 - X:00.000 | 6 - 1:49.992 | |
| 2 - 1:47.436 | 7 - 1:45.033 | |
| 3 - 1:44.832 | 8 - 1:39.663 | |
| 4 - 1:40.189 | 9 - 1:40.285 | |
| 5 - 1:43.147 | 10 - 1:45.274 | |

TR = Transponder Not Working

Weather/Track: Sun /Dry

These results are provisional until the conclusion of any judicial and technical matters.

www.mstworld.com

Page 1 of 5

Cadwell Park

Circuit Length = 2.1870 miles.

Start: 9:27 End: 9:42

Printed - 09:45 Sunday, 19 April 2009

HSCC 'Grandstand Sports Tours' Formula Ford supported by Avon Tyres
QUALIFYING - LAP ANALYSIS - Cadwell Park - 19 April 2009
 (contd.)

| | | |
|--|--------------------------|--------------|
| 11 | Westie MITCHELL | Merlyn Mk20 |
| 1 - X:00.000 2 - 1:43.727 3 - 1:40.534 4 - 1:36.996 | | |
| 15 | Gareth PAUL | Merlyn Mk17A |
| 1 - X:00.000 6 - 2:02.650 2 - 2:08.492 7 - 1:55.778 3 - 2:02.595 8 - 1:54.133 4 - 1:58.652 5 - 2:05.429 | | |
| 27 | Dick DIXON | Lotus 61 |
| 1 - X:00.000 6 - 1:52.856 2 - 2:08.778 7 - 1:51.337 3 - 1:50.199 8 - 1:44.655 4 - 1:47.934 9 - 1:44.232 5 - 1:49.937 | | |
| 28 | Michael WALES | Merlyn Mk20 |
| 1 - X:00.000 6 - 1:59.669 2 - 1:55.946 7 - 1:51.266 3 - 1:52.664 8 - 1:50.237 4 - 1:51.554 9 - 1:48.625 5 - 1:52.660 | | |
| 31 | Roy SIERGIEJEW | Merlyn Mk17 |
| 1 - X:00.000 6 - 2:02.048 2 - 1:55.234 7 - 1:47.746 3 - 1:51.581 8 - 1:49.404 4 - 1:48.676 9 - 1:46.693 5 - 1:47.199 | | |
| 32 | Robert WAINWRIGHT | Elden Mk8 |
| 1 - X:00.000 6 - 1:42.135 2 - 1:54.759 7 - 1:42.821 3 - 1:45.282 8 - 1:41.212 4 - 1:43.040 9 - 1:38.675 5 - 1:43.604 10 - 1:37.875 | | |

TR = Transponder Not Working

Weather/Track: Sun /Dry

These results are provisional until the conclusion of any judicial and technical matters.

www.mstworld.com

Page 2 of 5

Cadwell Park

Circuit Length = 2.1870 miles.

Start: 9:27 End: 9:42

Printed - 09:45 Sunday, 19 April 2009

HSCC 'Grandstand Sports Tours' Formula Ford supported by Avon Tyres
QUALIFYING - LAP ANALYSIS - Cadwell Park - 19 April 2009
 (contd.)

| | | |
|---------------------|--------------------------|-----------------|
| 38 | John HAYES-HARLOW | Elden Mk 8/10 |
| 1 - X:00.000 | 6 - 1:50.117 | |
| 2 - 1:44.671 | 7 - 1:38.133 | |
| 3 - 1:39.755 | 8 - 1:48.455 | |
| 4 - 1:37.565 | 9 - 1:37.732 | |
| 5 - 1:38.022 | 10 - 2:16.932P | |
| 39 | David OWEN | Merlyn Mk20 |
| 1 - X:00.000 | | |
| 2 - 2:04.405 | | |
| 3 - 1:51.807 | | |
| 4 - 1:52.246 | | |
| 44 | John BLADON | TR Merlyn Mk11A |
| 1 - X:00.000 | 6 - 2:00.340 | |
| 2 - 1:56.235 | 7 - 1:45.683 | |
| 3 - 1:47.838 | 8 - 1:46.901 | |
| 4 - 1:44.823 | 9 - 1:41.930 | |
| 5 - 1:47.138 | | |
| 55 | Roger ARNOLD | Merlyn Mk20 |
| 1 - X:00.000 | 6 - 2:05.880 | |
| 2 - 2:03.928 | 7 - 1:50.322 | |
| 3 - 1:53.611 | 8 - 1:44.948 | |
| 4 - 1:48.348 | 9 - 1:45.203 | |
| 5 - 1:49.960 | | |
| 56 | Alan FAIRBROTHER | Merlyn Mk20 |
| 1 - X:00.000 | 6 - 1:48.909 | |
| 2 - 2:03.248 | 7 - 1:47.268 | |
| 3 - 1:49.831 | 8 - 1:50.071 | |
| 4 - 1:46.445 | 9 - 1:44.621 | |
| 5 - 1:48.959 | | |
| 57 | David WILD | Lola T200 |
| 1 - X:00.000 | 6 - 2:14.535P | |
| 2 - 1:48.048 | 7 - 1:46.453 | |
| 3 - 1:39.632 | 8 - 1:38.532 | |
| 4 - 1:42.720 | 9 - 1:37.348 | |
| 5 - 1:41.866 | | |

TR = Transponder Not Working

Weather/Track: Sun /Dry

These results are provisional until the conclusion of any judicial and technical matters.

www.mstworld.com

Page 3 of 5

Cadwell Park

Circuit Length = 2.1870 miles.

Start: 9:27 End: 9:42

Printed - 09:45 Sunday, 19 April 2009

HSCC 'Grandstand Sports Tours' Formula Ford supported by Avon Tyres
QUALIFYING - LAP ANALYSIS - Cadwell Park - 19 April 2009
 (contd.)

| | | |
|---------------------|------------------------|---------------|
| 63 | Matthew STURMER | Macon MR8 |
| 1 - X:00.000 | 6 - 2:01.379 | |
| 2 - 1:56.675 | 7 - 1:48.768 | |
| 3 - 1:51.589 | 8 - 1:51.561 | |
| 4 - 1:47.945 | 9 - 1:44.872 | |
| 5 - 1:50.456 | | |
| 65 | Terry FULLERTON | Merlyn 11A |
| 1 - X:00.000 | 6 - 2:09.143 | |
| 2 - 2:11.210 | 7 - 2:14.929 | |
| 3 - 2:08.549 | 8 - 2:07.011 | |
| 4 - 2:06.626 | | |
| 5 - 2:13.313 | | |
| 67 | Paul McMORRAN | Crossle 20F |
| 1 - X:00.000 | 6 - 1:42.514 | |
| 2 - 1:49.056 | 7 - 1:43.344 | |
| 3 - 1:46.551 | 8 - 1:40.482 | |
| 4 - 1:41.389 | 9 - 1:39.541 | |
| 5 - 1:41.516 | 10 - 1:40.892 | |
| 69 | Dave LOWE | Lotus 69 |
| 1 - X:00.000 | 6 - 1:46.458 | |
| 2 - 1:56.428 | 7 - 1:43.964 | |
| 3 - 1:45.415 | 8 - 1:45.026 | |
| 4 - 1:42.751 | 9 - 1:45.713 | |
| 5 - 1:44.650 | | |
| 70 | John HARRISON | Lola T200 |
| 1 - X:00.000 | 6 - 1:44.153 | |
| 2 - 1:51.340 | 7 - 1:42.428 | |
| 3 - 1:47.052 | 8 - 1:40.796 | |
| 4 - 1:45.381 | 9 - 1:39.132 | |
| 5 - 1:40.539 | 10 - 1:38.638 | |
| 77 | Chris SHARPLES | Palliser WDF1 |
| 1 - X:00.000 | 6 - 1:47.948 | |
| 2 - 1:59.842 | 7 - 1:47.364 | |
| 3 - 1:49.848 | 8 - 1:46.892 | |
| 4 - 1:43.938 | 9 - 1:39.544 | |
| 5 - 1:44.333 | | |

TR = Transponder Not Working

Weather/Track: Sun /Dry

These results are provisional until the conclusion of any judicial and technical matters.

www.mstworld.com

Page 4 of 5

Cadwell Park

Circuit Length = 2.1870 miles.

Start: 9:27 End: 9:42

Printed - 09:45 Sunday, 19 April 2009

HSCC 'Grandstand Sports Tours' Formula Ford supported by Avon Tyres
QUALIFYING - LAP ANALYSIS - Cadwell Park - 19 April 2009
 (contd.)

| | | |
|---------------------|----------------------|-------------|
| 79 | Diogo FERRAO | Merlyn Mk20 |
| 1 - X:00.000 | 6 - 1:45.923 | |
| 2 - 1:44.841 | 7 - 1:42.503 | |
| 3 - 1:40.511 | 8 - 1:39.409 | |
| 4 - 1:38.148 | 9 - 1:47.458 | |
| 5 - 1:42.590 | 10 - 1:56.093 | |
| 87 | Paul STRINGER | Lotus 51 |
| 1 - X:00.000 | 6 - 1:59.096 | |
| 2 - 2:05.850 | 7 - 1:53.258 | |
| 3 - 1:59.269 | 8 - 1:54.250 | |
| 4 - 1:57.358 | | |
| 5 - 2:01.395 | | |
| 92 | Simon TOYNE | Lola T200 |
| 1 - X:00.000 | 6 - 1:50.477 | |
| 2 - 1:55.480 | 7 - 1:40.923 | |
| 3 - 1:43.020 | 8 - 2:00.478 | |
| 4 - 1:40.840 | 9 - 1:38.481 | |
| 5 - 1:45.365 | | |

TR = Transponder Not Working

Weather/Track: Sun /Dry

These results are provisional until the conclusion of any judicial and technical matters.

www.mstworld.com

Page 5 of 5

Cadwell Park

Circuit Length = 2.1870 miles.

Start: 9:27 End: 9:42

Printed - 09:45 Sunday, 19 April 2009

**HSCC 'Grandstand Sports Tours' Formula Ford supported by Avon Tyres
GRID FOR RACE 2 - Cadwell Park - 19 April 2009**

ROW
13
ROW
12
ROW
11
ROW
10
ROW
9
ROW
8
ROW
7
ROW
6
ROW
5
ROW
4
ROW
3
ROW
2
ROW
1

65 FULLERTON

87 STRINGER

28 WALES

8 MANSELL

63 STURMER

27 DIXON

44 BLADON

6 DAVIES

77 SHARPLES

70 HARRISON

79 FERRAO

38 HAYES-HARLOW

7 WHITAKER

15 PAUL

39 OWEN

31 SIERGIEJEW

55 ARNOLD

56 FAIRBROTHER

69 LOWE

4 SYKES

9 SYKES

67 McMORRAN


92 TOYNE

32 WAINWRIGHT

57 WILD

11 MITCHELL

POLE



TR = Transponder Not Working
Weather/Track : Cloudy/ Dry. Car 5 reserve
These results are provisional until the conclusion of any judicial and technical matters.

Cadwell Park
Circuit Length = 2.1870 miles.
Start: 9:27 End: 9:42

| | | |
|----------------------|--|-------------|
| Clerk of the Course: | | Timekeeper: |
|----------------------|--|-------------|

HSCC 'Grandstand Sports Tours' Formula Ford supported by Avon Tyres
RACE 2 CLASSIFICATION - Cadwell Park - 19 April 2009

| POS | NO | CL | DRIVER | NAT | CAR | TIME | LAPS | GAP | MPH | BEST |
|-----|----|----|-------------------|-----|-----------------|-----------|------|----------|-------|----------|
| 1 | 7 | | Amanda WHITAKER | | Elden Mk8 | 21:06.714 | 13 | | 80.80 | 1:35.864 |
| 2 | 11 | | Westie MITCHELL | | Merlyn Mk20 | 21:18.339 | 13 | 11.625 | 80.06 | 1:35.845 |
| 3 | 57 | | David WILD | | Lola T200 | 21:25.573 | 13 | 18.859 | 79.61 | 1:37.780 |
| 4 | 32 | | Robert WAINWRIGHT | | Elden Mk8 | 21:32.547 | 13 | 25.833 | 79.18 | 1:37.617 |
| 5 | 38 | | John HAYES-HARLOW | | Elden Mk 8/10 | 21:40.438 | 13 | 33.724 | 78.70 | 1:37.444 |
| 6 | 77 | | Chris SHARPLES | | Palliser WDF1 | 21:46.138 | 13 | 39.424 | 78.36 | 1:38.598 |
| 7 | 70 | | John HARRISON | | Lola T200 | 21:46.289 | 13 | 39.575 | 78.35 | 1:38.640 |
| 8 | 79 | | Diogo FERRAO | | Merlyn Mk20 | 21:54.041 | 13 | 47.327 | 77.89 | 1:38.647 |
| 9 | 67 | | Paul McMORRAN | | Crossle 20F | 22:06.506 | 13 | 59.792 | 77.15 | 1:38.588 |
| 10 | 4 | | John SYKES | | Merlyn Mk11A/20 | 22:07.730 | 13 | 1:01.016 | 77.08 | 1:39.984 |
| 11 | 6 | | Neil DAVIES | | Lotus 61MX | 22:08.487 | 13 | 1:01.773 | 77.04 | 1:40.560 |
| 12 | 69 | | Dave LOWE | | Lotus 69 | 22:09.268 | 13 | 1:02.554 | 76.99 | 1:39.703 |
| 13 | 44 | | John BLADON | | Merlyn Mk11A | 22:09.989 | 13 | 1:03.275 | 76.95 | 1:39.439 |
| 14 | 92 | N | Simon TOYNE | | Lola T200 | 22:10.419 | 13 | 1:03.705 | 76.93 | 1:38.379 |
| 15 | 56 | | Alan FAIRBROTHER | | Merlyn Mk20 | 22:33.848 | 13 | 1:27.134 | 75.60 | 1:42.071 |
| 16 | 8 | | Andrew MANSELL | | Merlyn Mk11A | 22:34.412 | 13 | 1:27.698 | 75.56 | 1:42.021 |
| 17 | 63 | | Matthew STURMER | | Macon MR8 | 22:35.354 | 13 | 1:28.640 | 75.51 | 1:41.472 |
| 18 | 55 | | Roger ARNOLD | | Merlyn Mk20 | 21:06.784 | 12 | 1 LAP | 74.58 | 1:42.841 |
| 19 | 39 | | David OWEN | | Merlyn Mk20 | 21:35.067 | 12 | 1 LAP | 72.95 | 1:43.336 |
| 20 | 31 | | Roy SIERGIEJEW | | Merlyn Mk17 | 21:35.980 | 12 | 1 LAP | 72.90 | 1:45.653 |
| 21 | 28 | | Michael WALES | | Merlyn Mk20 | 21:38.259 | 12 | 1 LAP | 72.77 | 1:44.599 |
| 22 | 87 | | Paul STRINGER | | Lotus 51 | 22:29.742 | 12 | 1 LAP | 69.99 | 1:49.277 |
| 23 | 65 | | Terry FULLERTON | | Merlyn 11A | 22:04.521 | 11 | 2 LAPS | 65.38 | 1:56.536 |

NOT CLASSIFIED

| | | | | | | | |
|----|------------|--------------|-----------|----|--------|-------|----------|
| 5 | Benn SIMMS | Alexis Mk14 | 18:31.810 | 11 | D.N.F. | 77.89 | 1:36.669 |
| 27 | Dick DIXON | Lotus 61 | 15:44.945 | 9 | D.N.F. | 74.98 | 1:43.059 |
| 9 | Adam SYKES | Merlyn Mk11A | 14:02.009 | 8 | D.N.F. | 74.80 | 1:41.137 |

FASTEST LAP

| | | | | | | |
|----|-----------------|-------------|----------|----|----------|-----------|
| 11 | Westie MITCHELL | Merlyn Mk20 | 1:35.845 | 9 | 82.14mph | 132.19kph |
| 92 | N Simon TOYNE | Lola T200 | 1:38.379 | 10 | 80.02mph | 128.79kph |

Weather/Track: Cloudy /Dry

These results are provisional until the conclusion of any judicial and technical matters.

Cadwell Park
 Circuit Length = 2.1870 miles.
 Start: 13:41 End: 14:02

Clerk of the Course:

Timekeeper:

**HSCC 'Grandstand Sports Tours' Formula Ford supported by Avon Tyres
RACE - LAP ANALYSIS - Cadwell Park - 19 April 2009**

| | | |
|----------|------------------------|----------------------|
| 4 | John SYKES | Merlyn Mk11A/20 |
| 1 - | 1:53.665 | 6 - 1:41.451 |
| 2 - | 1:41.331 | 7 - 1:41.604 |
| 3 - | 1:41.899 | 8 - 1:40.600 |
| 4 - | 1:41.626 | 9 - 1:40.776 |
| 5 - | 1:42.466 | 10 - 1:41.357 |
| 11 - | 1:40.637 | 12 - 1:39.984 |
| | | 13 - 1:40.334 |
| 5 | Benn SIMMS | Alexis Mk14 |
| 1 - | 1:56.286 | 6 - 1:41.489 |
| 2 - | 1:43.324 | 7 - 1:39.703 |
| 3 - | 1:40.334 | 8 - 1:38.136 |
| 4 - | 1:39.011 | 9 - 1:37.559 |
| 5 - | 1:41.610 | 10 - 1:37.689 |
| 11 - | 1:36.669 | |
| 6 | Neil DAVIES | Lotus 61MX |
| 1 - | 1:52.377 | 6 - 1:41.055 |
| 2 - | 1:40.664 | 7 - 1:41.612 |
| 3 - | 1:41.525 | 8 - 1:41.164 |
| 4 - | 1:41.171 | 9 - 1:40.560 |
| 5 - | 1:41.740 | 10 - 1:40.932 |
| 11 - | 1:40.944 | 12 - 1:42.879 |
| | | 13 - 1:41.864 |
| 7 | Amanda WHITAKER | Elden Mk8 |
| 1 - | 1:43.439 | 6 - 1:36.797 |
| 2 - | 1:37.442 | 7 - 1:36.173 |
| 3 - | 1:36.447 | 8 - 1:36.582 |
| 4 - | 1:36.991 | 9 - 1:36.480 |
| 5 - | 1:37.102 | 10 - 1:38.819 |
| 11 - | 1:36.348 | 12 - 1:35.864 |
| | | 13 - 1:38.230 |
| 8 | Andrew MANSELL | Merlyn Mk11A |
| 1 - | 1:57.848 | 6 - 1:42.605 |
| 2 - | 1:43.593 | 7 - 1:44.367 |
| 3 - | 1:43.482 | 8 - 1:43.925 |
| 4 - | 1:43.568 | 9 - 1:43.645 |
| 5 - | 1:42.283 | 10 - 1:42.426 |
| 11 - | 1:42.021 | 12 - 1:42.439 |
| | | 13 - 1:42.210 |
| 9 | Adam SYKES | Merlyn Mk11A |
| 1 - | 1:57.133 | 6 - 1:42.230 |
| 2 - | 1:43.407 | 7 - 1:42.355 |
| 3 - | 1:49.470 | 8 - 1:44.134 |
| 4 - | 1:42.143 | |
| 5 - | 1:41.137 | |

Weather/Track: Cloudy /Dry

HSCC 'Grandstand Sports Tours' Formula Ford supported by Avon Tyres
RACE - LAP ANALYSIS - Cadwell Park - 19 April 2009
 (contd.)

| | | |
|---------------------|--------------------------|----------------------|
| 11 | Westie MITCHELL | Merlyn Mk20 |
| 1 - 1:44.621 | 6 - 1:36.428 | 11 - 1:35.868 |
| 2 - 1:37.215 | 7 - 1:36.658 | 12 - 1:44.991 |
| 3 - 1:38.182 | 8 - 1:36.982 | 13 - 1:39.985 |
| 4 - 1:36.965 | 9 - 1:35.845 | |
| 5 - 1:36.364 | 10 - 1:38.235 | |
| 27 | Dick DIXON | Lotus 61 |
| 1 - 1:54.654 | 6 - 1:43.893 | |
| 2 - 1:43.733 | 7 - 1:44.589 | |
| 3 - 1:43.660 | 8 - 1:44.262 | |
| 4 - 1:43.473 | 9 - 1:43.622 | |
| 5 - 1:43.059 | | |
| 28 | Michael WALES | Merlyn Mk20 |
| 1 - 2:02.539 | 6 - 1:46.511 | 11 - 1:46.131 |
| 2 - 1:49.102 | 7 - 1:48.574 | 12 - 1:44.599 |
| 3 - 1:48.184 | 8 - 1:47.177 | |
| 4 - 1:46.376 | 9 - 1:47.539 | |
| 5 - 1:46.207 | 10 - 1:45.320 | |
| 31 | Roy SIERGIEJEV | Merlyn Mk17 |
| 1 - 2:02.136 | 6 - 1:45.853 | 11 - 1:45.936 |
| 2 - 1:48.513 | 7 - 1:46.891 | 12 - 1:46.825 |
| 3 - 1:47.396 | 8 - 1:45.653 | |
| 4 - 1:47.051 | 9 - 1:47.610 | |
| 5 - 1:46.355 | 10 - 1:45.761 | |
| 32 | Robert WAINWRIGHT | Elden Mk8 |
| 1 - 1:46.202 | 6 - 1:38.703 | 11 - 1:38.213 |
| 2 - 1:38.319 | 7 - 1:37.617 | 12 - 1:39.634 |
| 3 - 1:40.168 | 8 - 1:38.318 | 13 - 1:38.928 |
| 4 - 1:41.630 | 9 - 1:38.085 | |
| 5 - 1:38.922 | 10 - 1:37.808 | |
| 38 | John HAYES-HARLOW | Elden Mk 8/10 |
| 1 - 1:47.210 | 6 - 1:38.598 | 11 - 1:37.568 |
| 2 - 1:38.204 | 7 - 1:38.422 | 12 - 1:41.558 |
| 3 - 1:39.345 | 8 - 1:37.444 | 13 - 1:41.470 |
| 4 - 1:44.451 | 9 - 1:38.480 | |
| 5 - 1:39.404 | 10 - 1:38.284 | |

Weather/Track: Cloudy /Dry

HSCC 'Grandstand Sports Tours' Formula Ford supported by Avon Tyres
RACE - LAP ANALYSIS - Cadwell Park - 19 April 2009
 (contd.)

| | | |
|--------------|-------------------------|----------------------|
| 39 | David OWEN | Merlyn Mk20 |
| 1 - 2:03.894 | 6 - 1:44.635 | 11 - 1:43.336 |
| 2 - 1:47.976 | 7 - 1:56.528 | 12 - 1:45.563 |
| 3 - 1:47.043 | 8 - 1:44.017 | |
| 4 - 1:46.364 | 9 - 1:46.405 | |
| 5 - 1:44.399 | 10 - 1:44.907 | |
| 44 | John BLADON | Merlyn Mk11A |
| 1 - 1:53.141 | 6 - 1:41.534 | 11 - 1:40.368 |
| 2 - 1:41.433 | 7 - 1:41.746 | 12 - 1:40.005 |
| 3 - 1:41.984 | 8 - 1:44.549 | 13 - 1:41.370 |
| 4 - 1:41.731 | 9 - 1:40.600 | |
| 5 - 1:42.089 | 10 - 1:39.439 | |
| 55 | Roger ARNOLD | Merlyn Mk20 |
| 1 - 1:55.674 | 6 - 1:44.771 | 11 - 1:42.914 |
| 2 - 1:43.208 | 7 - 1:43.719 | 12 - 1:44.174 |
| 3 - 1:51.610 | 8 - 1:42.841 | |
| 4 - 1:44.315 | 9 - 1:45.232 | |
| 5 - 1:44.800 | 10 - 1:43.526 | |
| 56 | Alan FAIRBROTHER | Merlyn Mk20 |
| 1 - 1:55.591 | 6 - 1:43.890 | 11 - 1:42.071 |
| 2 - 1:43.939 | 7 - 1:44.165 | 12 - 1:42.090 |
| 3 - 1:44.883 | 8 - 1:43.089 | 13 - 1:42.361 |
| 4 - 1:42.361 | 9 - 1:43.693 | |
| 5 - 1:42.529 | 10 - 1:43.186 | |
| 57 | David WILD | Lola T200 |
| 1 - 1:45.888 | 6 - 1:37.780 | 11 - 1:39.347 |
| 2 - 1:38.199 | 7 - 1:37.799 | 12 - 1:38.915 |
| 3 - 1:38.117 | 8 - 1:37.999 | 13 - 1:38.975 |
| 4 - 1:38.142 | 9 - 1:38.409 | |
| 5 - 1:38.170 | 10 - 1:37.833 | |
| 63 | Matthew STURMER | Macon MR8 |
| 1 - 1:58.842 | 6 - 1:42.599 | 11 - 1:41.472 |
| 2 - 1:43.607 | 7 - 1:46.226 | 12 - 1:42.502 |
| 3 - 1:43.281 | 8 - 1:41.994 | 13 - 1:41.989 |
| 4 - 1:44.105 | 9 - 1:43.860 | |
| 5 - 1:42.871 | 10 - 1:42.006 | |

Weather/Track: Cloudy /Dry

HSCC 'Grandstand Sports Tours' Formula Ford supported by Avon Tyres
RACE - LAP ANALYSIS - Cadwell Park - 19 April 2009
 (contd.)

| | | |
|--------------|------------------------|----------------------|
| 65 | Terry FULLERTON | Merlyn 11A |
| 1 - 2:07.464 | 6 - 2:03.295 | 11 - 1:56.536 |
| 2 - 1:57.559 | 7 - 1:59.820 | |
| 3 - 2:00.139 | 8 - 1:58.654 | |
| 4 - 1:59.307 | 9 - 2:00.297 | |
| 5 - 2:00.588 | 10 - 2:00.862 | |
| 67 | Paul McMORRAN | Crossle 20F |
| 1 - 1:50.074 | 6 - 1:39.058 | 11 - 1:40.379 |
| 2 - 1:40.093 | 7 - 1:38.771 | 12 - 1:49.922 |
| 3 - 1:39.051 | 8 - 1:38.588 | 13 - 1:44.901 |
| 4 - 1:40.513 | 9 - 1:46.059 | |
| 5 - 1:40.188 | 10 - 1:38.909 | |
| 69 | Dave LOWE | Lotus 69 |
| 1 - 1:56.783 | 6 - 1:39.815 | 11 - 1:40.057 |
| 2 - 1:43.193 | 7 - 1:40.923 | 12 - 1:39.937 |
| 3 - 1:44.169 | 8 - 1:40.848 | 13 - 1:41.548 |
| 4 - 1:41.528 | 9 - 1:40.350 | |
| 5 - 1:40.414 | 10 - 1:39.703 | |
| 70 | John HARRISON | Lola T200 |
| 1 - 1:49.165 | 6 - 1:40.306 | 11 - 1:39.922 |
| 2 - 1:39.102 | 7 - 1:40.283 | 12 - 1:39.803 |
| 3 - 1:39.111 | 8 - 1:38.640 | 13 - 1:40.331 |
| 4 - 1:41.183 | 9 - 1:39.925 | |
| 5 - 1:39.573 | 10 - 1:38.945 | |
| 77 | Chris SHARPLES | Palliser WDF1 |
| 1 - 1:51.861 | 6 - 1:39.247 | 11 - 1:39.443 |
| 2 - 1:39.987 | 7 - 1:38.850 | 12 - 1:38.787 |
| 3 - 1:38.613 | 8 - 1:38.598 | 13 - 1:39.844 |
| 4 - 1:39.584 | 9 - 1:39.377 | |
| 5 - 1:41.930 | 10 - 1:40.017 | |
| 79 | Diogo FERRAO | Merlyn Mk20 |
| 1 - 1:49.802 | 6 - 1:38.894 | 11 - 1:40.087 |
| 2 - 1:39.397 | 7 - 1:39.537 | 12 - 1:39.514 |
| 3 - 1:38.812 | 8 - 1:38.647 | 13 - 1:47.317 |
| 4 - 1:41.736 | 9 - 1:39.846 | |
| 5 - 1:40.935 | 10 - 1:39.517 | |

Weather/Track: Cloudy /Dry

HSCC 'Grandstand Sports Tours' Formula Ford supported by Avon Tyres
RACE - LAP ANALYSIS - Cadwell Park - 19 April 2009
 (contd.)

| | | |
|---------------------|----------------------|---------------|
| 87 | Paul STRINGER | Lotus 51 |
| 1 - 2:04.577 | 6 - 1:51.401 | 11 - 1:52.182 |
| 2 - 1:49.277 | 7 - 1:52.938 | 12 - 1:49.454 |
| 3 - 1:49.589 | 8 - 1:53.022 | |
| 4 - 1:51.034 | 9 - 1:54.389 | |
| 5 - 1:50.806 | 10 - 1:51.073 | |
| 92 | Simon TOYNE | Lola T200 |
| 1 - 1:50.345 | 6 - 1:43.306 | 11 - 1:39.125 |
| 2 - 1:41.985 | 7 - 1:58.840 | 12 - 1:40.618 |
| 3 - 1:38.412 | 8 - 1:41.205 | 13 - 1:39.795 |
| 4 - 1:39.643 | 9 - 1:38.552 | |
| 5 - 1:40.214 | 10 - 1:38.379 | |

Weather/Track: Cloudy /Dry

HSCC 'Grandstand Sports Tours' Formula Ford supported by Avon Tyres
RACE - LAP CHART - Cadwell Park - 19 April 2009

| Lap 1 | | | Lap 2 | | | Lap 3 | | | Lap 4 | | | Lap 5 | | |
|-------|--------|----------|-------|--------|----------|-------|----------|----------|-------|----------|----------|-------|----------|----------|
| No | Behind | Laptime | No | Behind | Laptime | No | Behind | Laptime | No | Behind | Laptime | No | Behind | Laptime |
| 7 | | 1:43.439 | 7 | | 1:37.442 | 7 | | 1:36.447 | 7 | | 1:36.991 | 7 | | 1:37.102 |
| 11 | 1.182 | 1:44.621 | 11 | 0.955 | 1:37.215 | 11 | 2.690 | 1:38.182 | 11 | 2.664 | 1:36.965 | 11 | 1.926 | 1:36.364 |
| 57 | 2.449 | 1:45.888 | 57 | 3.206 | 1:38.199 | 57 | 4.876 | 1:38.117 | 57 | 6.027 | 1:38.142 | 57 | 7.095 | 1:38.170 |
| 32 | 2.763 | 1:46.202 | 32 | 3.640 | 1:38.319 | 32 | 7.361 | 1:40.168 | 32 | 12.000 | 1:41.630 | 32 | 13.820 | 1:38.922 |
| 38 | 3.771 | 1:47.210 | 38 | 4.533 | 1:38.204 | 38 | 7.431 | 1:39.345 | 70 | 14.242 | 1:41.183 | 70 | 16.713 | 1:39.573 |
| 70 | 5.726 | 1:49.165 | 70 | 7.386 | 1:39.102 | 70 | 10.050 | 1:39.111 | 38 | 14.891 | 1:44.451 | 38 | 17.193 | 1:39.404 |
| 79 | 6.363 | 1:49.802 | 79 | 8.318 | 1:39.397 | 79 | 10.683 | 1:38.812 | 67 | 15.412 | 1:40.513 | 67 | 18.498 | 1:40.188 |
| 67 | 6.635 | 1:50.074 | 67 | 9.286 | 1:40.093 | 67 | 11.890 | 1:39.051 | 79 | 15.428 | 1:41.736 | 92 | 19.178 | 1:40.214 |
| 92 | 6.906 | 1:50.345 | 77 | 10.967 | 1:39.987 | 77 | 13.133 | 1:38.613 | 77 | 15.726 | 1:39.584 | 79 | 19.261 | 1:40.935 |
| 77 | 8.422 | 1:51.861 | 92 | 11.449 | 1:41.985 | 92 | 13.414 | 1:38.412 | 92 | 16.066 | 1:39.643 | 77 | 20.554 | 1:41.930 |
| 6 | 8.938 | 1:52.377 | 6 | 12.160 | 1:40.664 | 6 | 17.238 | 1:41.525 | 6 | 21.418 | 1:41.171 | 6 | 26.056 | 1:41.740 |
| 44 | 9.702 | 1:53.141 | 44 | 13.693 | 1:41.433 | 44 | 19.230 | 1:41.984 | 44 | 23.970 | 1:41.731 | 44 | 28.957 | 1:42.089 |
| 4 | 10.226 | 1:53.665 | 4 | 14.115 | 1:41.331 | 4 | 19.567 | 1:41.899 | 4 | 24.202 | 1:41.626 | 5 | 29.144 | 1:41.610 |
| 27 | 11.215 | 1:54.654 | 27 | 17.506 | 1:43.733 | 5 | 22.616 | 1:40.334 | 5 | 24.636 | 1:39.011 | 4 | 29.566 | 1:42.466 |
| 56 | 12.152 | 1:55.591 | 55 | 18.001 | 1:43.208 | 27 | 24.719 | 1:43.660 | 27 | 31.201 | 1:43.473 | 69 | 34.666 | 1:40.414 |
| 55 | 12.235 | 1:55.674 | 56 | 18.649 | 1:43.939 | 69 | 26.817 | 1:44.169 | 69 | 31.354 | 1:41.528 | 27 | 37.158 | 1:43.059 |
| 5 | 12.847 | 1:56.286 | 5 | 18.729 | 1:43.324 | 56 | 27.085 | 1:44.883 | 56 | 32.455 | 1:42.361 | 56 | 37.882 | 1:42.529 |
| 69 | 13.344 | 1:56.783 | 69 | 19.095 | 1:43.193 | 8 | 27.595 | 1:43.482 | 8 | 34.172 | 1:43.568 | 8 | 39.353 | 1:42.283 |
| 9 | 13.694 | 1:57.133 | 9 | 19.659 | 1:43.407 | 63 | 28.402 | 1:43.281 | 63 | 35.516 | 1:44.105 | 63 | 41.285 | 1:42.871 |
| 8 | 14.409 | 1:57.848 | 8 | 20.560 | 1:43.593 | 9 | 32.682 | 1:49.470 | 9 | 37.834 | 1:42.143 | 9 | 41.869 | 1:41.137 |
| 63 | 15.403 | 1:58.842 | 63 | 21.568 | 1:43.607 | 55 | 33.164 | 1:51.610 | 55 | 40.488 | 1:44.315 | 55 | 48.186 | 1:44.800 |
| 31 | 18.697 | 2:02.136 | 31 | 29.768 | 1:48.513 | 31 | 40.717 | 1:47.396 | 31 | 50.777 | 1:47.051 | 39 | 58.255 | 1:44.399 |
| 28 | 19.100 | 2:02.539 | 28 | 30.760 | 1:49.102 | 39 | 41.585 | 1:47.043 | 39 | 50.958 | 1:46.364 | 31 | 1:00.030 | 1:46.355 |
| 39 | 20.455 | 2:03.894 | 39 | 30.989 | 1:47.976 | 28 | 42.497 | 1:48.184 | 28 | 51.882 | 1:46.376 | 28 | 1:00.987 | 1:46.207 |
| 87 | 21.138 | 2:04.577 | 87 | 32.973 | 1:49.277 | 87 | 46.115 | 1:49.589 | 87 | 1:00.158 | 1:51.034 | 87 | 1:13.862 | 1:50.806 |
| 65 | 24.025 | 2:07.464 | 65 | 44.142 | 1:57.559 | 65 | 1:07.834 | 2:00.139 | 65 | 1:30.150 | 1:59.307 | | | |

Weather/Track: Cloudy /Dry

HSCC 'Grandstand Sports Tours' Formula Ford supported by Avon Tyres
RACE - LAP CHART - Cadwell Park - 19 April 2009
 (contd.)

| Lap 6 | | | Lap 7 | | | Lap 8 | | | Lap 9 | | | Lap 10 | | |
|-------|----------|----------|-------|----------|----------|-------|----------|----------|-------|----------|----------|--------|----------|----------|
| No | Behind | Laptime | No | Behind | Laptime | No | Behind | Laptime | No | Behind | Laptime | No | Behind | Laptime |
| 7 | | 1:36.797 | 7 | | 1:36.173 | 7 | | 1:36.582 | 7 | | 1:36.480 | 7 | | 1:38.819 |
| 11 | 1.557 | 1:36.428 | 11 | 2.042 | 1:36.658 | 11 | 2.442 | 1:36.982 | 11 | 1.807 | 1:35.845 | 31 | 1 LAP | 1:47.610 |
| 57 | 8.078 | 1:37.780 | 57 | 9.704 | 1:37.799 | 87 | 1 LAP | 1:52.938 | 57 | 13.050 | 1:38.409 | 11 | 1.223 | 1:38.235 |
| 32 | 15.726 | 1:38.703 | 32 | 17.170 | 1:37.617 | 57 | 11.121 | 1:37.999 | 32 | 20.511 | 1:38.085 | 39 | 1 LAP | 1:46.405 |
| 65 | 1 LAP | 2:00.588 | 38 | 21.243 | 1:38.422 | 32 | 18.906 | 1:38.318 | 38 | 24.105 | 1:38.480 | 28 | 1 LAP | 1:47.539 |
| 38 | 18.994 | 1:38.598 | 67 | 23.357 | 1:38.771 | 38 | 22.105 | 1:37.444 | 87 | 1 LAP | 1:53.022 | 57 | 12.064 | 1:37.833 |
| 70 | 20.222 | 1:40.306 | 70 | 24.332 | 1:40.283 | 67 | 25.363 | 1:38.588 | 70 | 29.835 | 1:39.925 | 32 | 19.500 | 1:37.808 |
| 67 | 20.759 | 1:39.058 | 79 | 24.722 | 1:39.537 | 70 | 26.390 | 1:38.640 | 79 | 30.153 | 1:39.846 | 38 | 23.570 | 1:38.284 |
| 79 | 21.358 | 1:38.894 | 77 | 25.681 | 1:38.850 | 79 | 26.787 | 1:38.647 | 77 | 30.594 | 1:39.377 | 70 | 29.961 | 1:38.945 |
| 77 | 23.004 | 1:39.247 | 6 | 35.753 | 1:41.612 | 77 | 27.697 | 1:38.598 | 67 | 34.942 | 1:46.059 | 79 | 30.851 | 1:39.517 |
| 92 | 25.687 | 1:43.306 | 5 | 37.366 | 1:39.703 | 5 | 38.920 | 1:38.136 | 5 | 39.999 | 1:37.559 | 77 | 31.792 | 1:40.017 |
| 6 | 30.314 | 1:41.055 | 44 | 39.267 | 1:41.746 | 6 | 40.335 | 1:41.164 | 6 | 44.415 | 1:40.560 | 67 | 35.032 | 1:38.909 |
| 44 | 33.694 | 1:41.534 | 4 | 39.651 | 1:41.604 | 4 | 43.669 | 1:40.600 | 4 | 47.965 | 1:40.776 | 5 | 38.869 | 1:37.689 |
| 5 | 33.836 | 1:41.489 | 69 | 42.434 | 1:40.923 | 69 | 46.700 | 1:40.848 | 69 | 50.570 | 1:40.350 | 87 | 1 LAP | 1:54.389 |
| 4 | 34.220 | 1:41.451 | 65 | 1 LAP | 2:03.295 | 44 | 47.234 | 1:44.549 | 44 | 51.354 | 1:40.600 | 6 | 46.528 | 1:40.932 |
| 69 | 37.684 | 1:39.815 | 92 | 48.354 | 1:58.840 | 92 | 52.977 | 1:41.205 | 92 | 55.049 | 1:38.552 | 4 | 50.503 | 1:41.357 |
| 27 | 44.254 | 1:43.893 | 27 | 52.670 | 1:44.589 | 56 | 59.474 | 1:43.089 | 56 | 1:06.687 | 1:43.693 | 69 | 51.454 | 1:39.703 |
| 56 | 44.975 | 1:43.890 | 56 | 52.967 | 1:44.165 | 27 | 1:00.350 | 1:44.262 | 27 | 1:07.492 | 1:43.622 | 44 | 51.974 | 1:39.439 |
| 8 | 45.161 | 1:42.605 | 8 | 53.355 | 1:44.367 | 8 | 1:00.698 | 1:43.925 | 8 | 1:07.863 | 1:43.645 | 92 | 54.609 | 1:38.379 |
| 63 | 47.087 | 1:42.599 | 9 | 53.484 | 1:42.355 | 9 | 1:01.036 | 1:44.134 | 63 | 1:09.932 | 1:43.860 | 56 | 1:11.054 | 1:43.186 |
| 9 | 47.302 | 1:42.230 | 63 | 57.140 | 1:46.226 | 63 | 1:02.552 | 1:41.994 | 55 | 1:18.717 | 1:45.232 | 8 | 1:11.470 | 1:42.426 |
| 55 | 56.160 | 1:44.771 | 55 | 1:03.706 | 1:43.719 | 65 | 1 LAP | 1:59.820 | 65 | 1 LAP | 1:58.654 | 63 | 1:13.119 | 1:42.006 |
| 39 | 1:06.093 | 1:44.635 | 31 | 1:19.804 | 1:46.891 | 55 | 1:09.965 | 1:42.841 | | | | 55 | 1:23.424 | 1:43.526 |
| 31 | 1:09.086 | 1:45.853 | 28 | 1:23.102 | 1:48.574 | 31 | 1:28.875 | 1:45.653 | | | | | | |
| 28 | 1:10.701 | 1:46.511 | 39 | 1:26.448 | 1:56.528 | 28 | 1:33.697 | 1:47.177 | | | | | | |
| 87 | 1:28.466 | 1:51.401 | | | | 39 | 1:33.883 | 1:44.017 | | | | | | |

Weather/Track: Cloudy /Dry

HSCC 'Grandstand Sports Tours' Formula Ford supported by Avon Tyres
RACE - LAP CHART - Cadwell Park - 19 April 2009
 (contd.)

| Lap 11 | | | Lap 12 | | | Lap 13 | | | Lap 14 | | | Lap 15 | | |
|--------|----------|----------|--------|----------|----------|--------|----------|----------|--------|--------|---------|--------|--------|---------|
| No | Behind | Laptime | No | Behind | Laptime | No | Behind | Laptime | No | Behind | Laptime | No | Behind | Laptime |
| 7 | | 1:36.348 | 7 | | 1:35.864 | 7 | | 1:38.230 | | | | | | |
| 11 | 0.743 | 1:35.868 | 11 | 9.870 | 1:44.991 | 55 | 1 LAP | 1:44.174 | | | | | | |
| 31 | 1 LAP | 1:45.761 | 57 | 18.114 | 1:38.915 | 11 | 11.625 | 1:39.985 | | | | | | |
| 39 | 1 LAP | 1:44.907 | 31 | 1 LAP | 1:45.936 | 57 | 18.859 | 1:38.975 | | | | | | |
| 65 | 2 LAPS | 2:00.297 | 39 | 1 LAP | 1:43.336 | 32 | 25.833 | 1:38.928 | | | | | | |
| 28 | 1 LAP | 1:45.320 | 32 | 25.135 | 1:39.634 | 39 | 1 LAP | 1:45.563 | | | | | | |
| 57 | 15.063 | 1:39.347 | 28 | 1 LAP | 1:46.131 | 31 | 1 LAP | 1:46.825 | | | | | | |
| 32 | 21.365 | 1:38.213 | 38 | 30.484 | 1:41.558 | 28 | 1 LAP | 1:44.599 | | | | | | |
| 38 | 24.790 | 1:37.568 | 70 | 37.474 | 1:39.803 | 38 | 33.724 | 1:41.470 | | | | | | |
| 70 | 33.535 | 1:39.922 | 77 | 37.810 | 1:38.787 | 77 | 39.424 | 1:39.844 | | | | | | |
| 79 | 34.590 | 1:40.087 | 79 | 38.240 | 1:39.514 | 70 | 39.575 | 1:40.331 | | | | | | |
| 77 | 34.887 | 1:39.443 | 65 | 2 LAPS | 2:00.862 | 79 | 47.327 | 1:47.317 | | | | | | |
| 67 | 39.063 | 1:40.379 | 67 | 53.121 | 1:49.922 | 65 | 2 LAPS | 1:56.536 | | | | | | |
| 5 | 39.190 | 1:36.669 | 6 | 58.139 | 1:42.879 | 67 | 59.792 | 1:44.901 | | | | | | |
| 6 | 51.124 | 1:40.944 | 4 | 58.912 | 1:39.984 | 4 | 1:01.016 | 1:40.334 | | | | | | |
| 4 | 54.792 | 1:40.637 | 69 | 59.236 | 1:39.937 | 6 | 1:01.773 | 1:41.864 | | | | | | |
| 69 | 55.163 | 1:40.057 | 44 | 1:00.135 | 1:40.005 | 69 | 1:02.554 | 1:41.548 | | | | | | |
| 87 | 1 LAP | 1:51.073 | 92 | 1:02.140 | 1:40.618 | 44 | 1:03.275 | 1:41.370 | | | | | | |
| 44 | 55.994 | 1:40.368 | 87 | 1 LAP | 1:52.182 | 92 | 1:03.705 | 1:39.795 | | | | | | |
| 92 | 57.386 | 1:39.125 | 56 | 1:23.003 | 1:42.090 | 87 | 1 LAP | 1:49.454 | | | | | | |
| 56 | 1:16.777 | 1:42.071 | 8 | 1:23.718 | 1:42.439 | 56 | 1:27.134 | 1:42.361 | | | | | | |
| 8 | 1:17.143 | 1:42.021 | 63 | 1:24.881 | 1:42.502 | 8 | 1:27.698 | 1:42.210 | | | | | | |
| 63 | 1:18.243 | 1:41.472 | | | | 63 | 1:28.640 | 1:41.989 | | | | | | |
| 55 | 1:29.990 | 1:42.914 | | | | | | | | | | | | |

Weather/Track: Cloudy /Dry

**HSCC 'Grandstand Sports Tours' Formula Ford supported by Avon Tyres
GRID FOR RACE 9 - Cadwell Park - 19 April 2009**

| | | |
|--------|---------------|-----------------|
| ROW 13 | 9 SYKES | 27 DIXON |
| ROW 12 | 5 SIMMS | 65 FULLERTON |
| ROW 11 | 87 STRINGER | 28 WALES |
| ROW 10 | 31 SIERGIEJEV | 39 OWEN |
| ROW 9 | 55 ARNOLD | 63 STURMER |
| ROW 8 | 8 MANSELL | 56 FAIRBROTHER |
| ROW 7 | 92 TOYNE | 44 BLADON |
| ROW 6 | 69 LOWE | 6 DAVIES |
| ROW 5 | 4 SYKES | 67 McMORRAN |
| ROW 4 | 79 FERRAO | 70 HARRISON |
| ROW 3 | 77 SHARPLES | 38 HAYES-HARLOW |
| ROW 2 | 32 WAINWRIGHT | 57 WILD |
| ROW 1 | 11 MITCHELL | 7 WHITAKER |
| | | POLE |

Weather/Track: Cloudy /Dry

These results are provisional until the conclusion of any judicial and technical matters.

Cadwell Park
Circuit Length = 2.1870 miles.
Start: 13:41 End: 14:02

Clerk of the Course:

Timekeeper:

HSCC/FJHRA Millers Oils Historic Formula Junior Championship Race A
QUALIFYING - RACE 3 - Cadwell Park - 19 April 2009

| POS | NO | CL | DRIVER | NAT | CAR | TIME | LAPS | GAP | MPH |
|-----|----|----|-------------------|-----|---------------|----------|------|--------|-------|
| 1 | 12 | B | Stuart ROACH | | Alexis Mk2 | 1:45.175 | 9 | | 74.85 |
| 2 | 15 | B | Ian BANKHURST | | Gemini Mk2 | 1:45.271 | 10 | 0.096 | 74.79 |
| 3 | 4 | B | Derek WALKER | | Terrier Mk IV | 1:47.670 | 9 | 2.495 | 73.12 |
| 4 | 2 | B | Jack WOODHOUSE | | Elva 100 | 1:48.715 | 9 | 3.540 | 72.42 |
| 5 | 99 | B | Peter St BARBE | | Elva 100 | 1:56.355 | 9 | 11.180 | 67.66 |
| 6 | 6 | B | Stephen BARLOW | | BMC Mk1 | 1:57.308 | 9 | 12.133 | 67.11 |
| 7 | 13 | B | Keith ROACH | | Gemini Mk2 | 1:58.297 | 9 | 13.122 | 66.55 |
| 8 | 26 | B | Roger DEXTER | | Elva 100 | 1:58.418 | 8 | 13.243 | 66.48 |
| 9 | 17 | B | Duncan RABAGLIATI | | Alexis HF1 | 1:58.777 | 9 | 13.602 | 66.28 |
| 10 | 23 | B | Justin FLEMING | | Elva 100 | 2:01.376 | 8 | 16.201 | 64.86 |
| 11 | 20 | B | Geoffrey O'NION | | Elva 100 | 2:01.416 | 8 | 16.241 | 64.84 |
| 12 | 19 | A | Jan BIEKENS | | Stanguellini | 2:12.916 | 7 | 27.741 | 59.23 |
| 13 | 28 | B | David BISHOP | | Elva 100 | 2:15.725 | 7 | 30.550 | 58.00 |
| 14 | 7 | A | Tony PEARSON | | Bandini | 2:20.652 | 7 | 35.477 | 55.97 |

Weather/Track: Cloudy /Dry

These results are provisional until the conclusion of any judicial and technical matters.

Cadwell Park

Circuit Length = 2.1870 miles.

Start: 9:51 End: 10:06

Clerk of the Course:

Timekeeper:

HSCC/FJHRA Millers Oils Historic Formula Junior Championship Race A QUALIFYING - LAP ANALYSIS - Cadwell Park - 19 April 2009

| | | |
|---------------------|-----------------------|---------------|
| 2 | Jack WOODHOUSE | Elva 100 |
| 1 - X:00.000 | 6 - 1:48.715 | |
| 2 - 1:57.901 | 7 - 1:51.437 | |
| 3 - 1:51.297 | 8 - 1:52.630 | |
| 4 - 1:52.031 | 9 - 1:53.727 | |
| 5 - 1:51.265 | | |
| 4 | Derek WALKER | Terrier Mk IV |
| 1 - X:00.000 | 6 - 1:48.177 | |
| 2 - 2:07.822 | 7 - 1:47.670 | |
| 3 - 1:52.367 | 8 - 1:53.333 | |
| 4 - 1:48.186 | 9 - 1:52.402 | |
| 5 - 1:51.527 | | |
| 6 | Stephen BARLOW | BMC Mk1 |
| 1 - X:00.000 | 6 - 1:57.308 | |
| 2 - 2:14.274 | 7 - 1:59.163 | |
| 3 - 2:03.153 | 8 - 1:57.577 | |
| 4 - 2:00.207 | 9 - 1:58.895 | |
| 5 - 1:59.477 | | |
| 7 | Tony PEARSON | Bandini |
| 1 - X:00.000 | 6 - 2:25.754 | |
| 2 - 2:32.699 | 7 - 2:22.567 | |
| 3 - 2:20.652 | | |
| 4 - 2:27.306 | | |
| 5 - 2:20.700 | | |
| 12 | Stuart ROACH | Alexis Mk2 |
| 1 - X:00.000 | 6 - 1:45.211 | |
| 2 - 1:57.260 | 7 - 1:48.346 | |
| 3 - 1:48.187 | 8 - 1:46.306 | |
| 4 - 1:47.127 | 9 - 1:45.175 | |
| 5 - 1:47.346 | | |
| 13 | Keith ROACH | Gemini Mk2 |
| 1 - X:00.000 | 6 - 1:58.297 | |
| 2 - 2:10.150 | 7 - 2:00.628 | |
| 3 - 2:04.149 | 8 - 1:59.488 | |
| 4 - 2:02.316 | 9 - 2:00.142 | |
| 5 - 2:00.717 | | |

Weather/Track: Cloudy /Dry

These results are provisional until the conclusion of any judicial and technical matters.

www.mstworld.com

Page 1 of 3

Cadwell Park
Circuit Length = 2.1870 miles.
Start: 9:51 End: 10:06

Printed - 10:09 Sunday, 19 April 2009

HSCC/FJHRA Millers Oils Historic Formula Junior Championship Race A

QUALIFYING - LAP ANALYSIS - Cadwell Park - 19 April 2009

(contd.)

| | | |
|--------------|--------------------------|--------------|
| 15 | Ian BANKHURST | Gemini Mk2 |
| 1 - X:00.000 | 6 - 1:46.939 | |
| 2 - 1:53.993 | 7 - 1:47.438 | |
| 3 - 1:48.542 | 8 - 1:46.863 | |
| 4 - 1:48.500 | 9 - 1:49.451 | |
| 5 - 1:46.823 | 10 - 1:45.271 | |
| 17 | Duncan RABAGLIATI | Alexis HF1 |
| 1 - X:00.000 | 6 - 1:58.777 | |
| 2 - 2:12.023 | 7 - 2:00.759 | |
| 3 - 2:04.875 | 8 - 2:00.232 | |
| 4 - 2:01.851 | 9 - 1:59.362 | |
| 5 - 2:00.364 | | |
| 19 | Jan BIEKENS | Stanguellini |
| 1 - X:00.000 | 6 - 2:21.514 | |
| 2 - 2:28.053 | 7 - 2:12.916 | |
| 3 - 2:27.485 | | |
| 4 - 2:27.232 | | |
| 5 - 2:24.002 | | |
| 20 | Geoffrey O'NION | Elva 100 |
| 1 - X:00.000 | 6 - 2:03.329 | |
| 2 - 2:15.222 | 7 - 2:02.956 | |
| 3 - 2:13.064 | 8 - 2:01.416 | |
| 4 - 2:07.278 | | |
| 5 - 2:04.357 | | |
| 23 | Justin FLEMING | Elva 100 |
| 1 - X:00.000 | 6 - 2:06.159 | |
| 2 - 2:15.997 | 7 - 2:01.376 | |
| 3 - 2:10.186 | 8 - 2:07.334 | |
| 4 - 2:05.063 | | |
| 5 - 2:02.714 | | |
| 26 | Roger DEXTER | Elva 100 |
| 1 - X:00.000 | 6 - 2:11.961 | |
| 2 - 2:16.687 | 7 - 2:04.389 | |
| 3 - 2:05.711 | 8 - 1:58.418 | |
| 4 - 2:08.664 | | |
| 5 - 1:59.988 | | |

Weather/Track: Cloudy /Dry

These results are provisional until the conclusion of any judicial and technical matters.

www.mstworld.com

Page 2 of 3

Cadwell Park

Circuit Length = 2.1870 miles.

Start: 9:51 End: 10:06

Printed - 10:09 Sunday, 19 April 2009

HSCC/FJHRA Millers Oils Historic Formula Junior Championship Race A
QUALIFYING - LAP ANALYSIS - Cadwell Park - 19 April 2009
(contd.)

| | | |
|--------------|-----------------------|----------|
| 28 | David BISHOP | Elva 100 |
| 1 - X:00.000 | 6 - 2:22.635 | |
| 2 - 2:35.984 | 7 - 2:15.725 | |
| 3 - 2:27.065 | | |
| 4 - 2:24.691 | | |
| 5 - 2:18.815 | | |
| 99 | Peter St BARBE | Elva 100 |
| 1 - X:00.000 | 6 - 1:58.461 | |
| 2 - 2:02.791 | 7 - 1:57.543 | |
| 3 - 2:00.580 | 8 - 1:56.859 | |
| 4 - 1:59.475 | 9 - 1:56.355 | |
| 5 - 1:58.477 | | |

Weather/Track: Cloudy /Dry

These results are provisional until the conclusion of any judicial and technical matters.

www.mstworld.com

Page 3 of 3


Cadwell Park
Circuit Length = 2.1870 miles.
Start: 9:51 End: 10:06

Printed - 10:09 Sunday, 19 April 2009

HSCC/FJHRA Millers Oils Historic Formula Junior Championship Race A

GRID FOR RACE 3 - Cadwell Park - 19 April 2009

| | | |
|-------|--------------|---------------|
| ROW 7 | 7 PEARSON | 28 BISHOP |
| ROW 6 | 19 BIEKENS | 20 O'NION |
| ROW 5 | 23 FLEMING | 17 RABAGLIATI |
| ROW 4 | 26 DEXTER | 13 ROACH |
| ROW 3 | 6 BARLOW | 99 BARBE |
| ROW 2 | 2 WOODHOUSE | 4 WALKER |
| ROW 1 | 15 BANKHURST | 12 ROACH |
| | | POLE |



Weather/Track: Cloudy /Dry

These results are provisional until the conclusion of any judicial and technical matters.

Cadwell Park

Circuit Length = 2.1870 miles.

Start: 9:51 End: 10:06

Clerk of the Course:

Timekeeper:

HSCC/HRSR 'ByBox' Historic Racing Saloons
QUALIFYING - RACE 4 - Cadwell Park - 19 April 2009

| POS | NO | CL | DRIVER | NAT | CAR | TIME | LAPS | GAP | MPH |
|-----|----|----|-----------------|-----|-----------------------------|----------|------|--------|-------|
| 1 | 46 | C | Dan COX | | Ford Lotus Cortina | 1:47.957 | 9 | | 72.92 |
| 2 | 49 | C | Peter HORE | | Ford Lotus Cortina | 1:49.898 | 9 | 1.941 | 71.64 |
| 3 | 80 | D | Mike SMITH | | Morris Mini Cooper S | 1:50.068 | 9 | 2.111 | 71.53 |
| 4 | 32 | B | Mark GARRITT | | Alfa Romeo Guilia Sprint GT | 1:50.098 | 9 | 2.141 | 71.51 |
| 5 | 85 | D | Roger GODFREY | | Austin Cooper S | 1:50.187 | 9 | 2.230 | 71.45 |
| 6 | 33 | B | James FULLER | | Alfa Romeo Guilia Sprint GT | 1:50.493 | 9 | 2.536 | 71.25 |
| 7 | 3 | K1 | Peter HALLFORD | | Ford Mustang | 1:51.030 | 5 | 3.073 | 70.91 |
| 8 | 87 | E | Simon BENOY | | Hillman Imp | 1:52.986 | 9 | 5.029 | 69.68 |
| 9 | 95 | E | Shaun HAZLEWOOD | | Hillman Imp | 1:56.394 | 9 | 8.437 | 67.64 |
| 10 | 61 | C | Brian WEBB | | Ford Anglia 105E | 1:57.858 | 8 | 9.901 | 66.80 |
| 11 | 7 | A | Tony PEARSON | | Jaguar S Type | 1:57.967 | 8 | 10.010 | 66.74 |
| 12 | 86 | E | Andy JONES | | Singer Chamois | 1:58.773 | 4 | 10.816 | 66.28 |
| 13 | 14 | A | Colin McKAY | | Jaguar S Type | 1:59.789 | 8 | 11.832 | 65.72 |
| 14 | 72 | K4 | Andy HARRISON | | Austin Cooper S | 1:59.948 | 8 | 11.991 | 65.63 |
| 15 | 30 | C | Martyn CORFIELD | | Alfa Romeo Guilia Sprint GT | 2:03.165 | 8 | 15.208 | 63.92 |
| 16 | 91 | E | Vince FROST | | Hillman Imp | 2:05.851 | 8 | 17.894 | 62.56 |
| 17 | 92 | E | Colin GUNTON | | Hillman Imp | 2:08.616 | 5 | 20.659 | 61.21 |
| 18 | 39 | K3 | Paul HOPKINSON | | Alfa Romeo Giulia Sprint GT | 2:11.129 | 8 | 23.172 | 60.04 |

Weather/Track: Cloudy /Dry

These results are provisional until the conclusion of any judicial and technical matters.

Cadwell Park
 Circuit Length = 2.1870 miles.
 Start: 10:13 End: 10:28

Clerk of the Course:

Timekeeper:

HSCC/HRSR 'ByBox' Historic Racing Saloons
QUALIFYING - LAP ANALYSIS - Cadwell Park - 19 April 2009

| | | |
|---|------------------------|------------------------------|
| 3 | Peter HALLFORD | Ford Mustang |
| 1 - 9:15.746 2 - 1:56.858 3 - 1:51.030 4 - 1:51.772 5 - 1:51.338 | | |
| 7 | Tony PEARSON | Jaguar S Type |
| 1 - X:00.000 6 - 1:58.909 2 - 2:10.391 7 - 2:00.674 3 - 2:05.064 8 - 1:58.956 4 - 1:57.967 5 - 2:01.402 | | |
| 14 | Colin McKAY | Jaguar S Type |
| 1 - 9:25.669 6 - 2:01.215 2 - 2:10.105 7 - 2:01.462 3 - 2:01.015 8 - 1:59.789 4 - 2:02.045 5 - 2:01.147 | | |
| 30 | Martyn CORFIELD | Alfa Romeo Guilias Sprint GT |
| 1 - X:00.000 6 - 2:03.165 2 - 2:25.926 7 - 2:04.030 3 - 2:11.543 8 - 2:03.318 4 - 2:06.752 5 - 2:04.790 | | |
| 32 | Mark GARRITT | Alfa Romeo Guilias Sprint GT |
| 1 - 9:03.348 6 - 1:52.242 2 - 2:04.311 7 - 1:51.924 3 - 1:53.062 8 - 1:51.739 4 - 1:52.597 9 - 1:50.098 5 - 1:51.894 | | |
| 33 | James FULLER | Alfa Romeo Guilias Sprint GT |
| 1 - 9:21.319 6 - 1:53.173 2 - 2:00.411 7 - 1:55.035 3 - 1:53.689 8 - 1:50.493 4 - 1:52.786 9 - 1:50.629 5 - 1:54.108 | | |

Weather/Track: Cloudy /Dry

These results are provisional until the conclusion of any judicial and technical matters.

www.mstworld.com

Page 1 of 3

Cadwell Park

Circuit Length = 2.1870 miles.

Start: 10:13 End: 10:28

Printed - 10:32 Sunday, 19 April 2009

HSCC/HRSR 'ByBox' Historic Racing Saloons
QUALIFYING - LAP ANALYSIS - Cadwell Park - 19 April 2009
 (contd.)

| | | |
|-----------|-----------------------|-----------------------------|
| 39 | Paul HOPKINSON | Alfa Romeo Giulia Sprint GT |
| 1 - | 9:30.735 | 6 - 2:14.483 |
| 2 - | 2:22.465 | 7 - 2:11.129 |
| 3 - | 2:20.643 | 8 - 2:13.675 |
| 4 - | 2:17.060 | |
| 5 - | 2:16.874 | |
| 46 | Dan COX | Ford Lotus Cortina |
| 1 - | 9:16.545 | 6 - 1:48.419 |
| 2 - | 2:04.184 | 7 - 1:47.957 |
| 3 - | 1:50.988 | 8 - 1:49.244 |
| 4 - | 1:49.856 | 9 - 1:49.569 |
| 5 - | 1:48.438 | |
| 49 | Peter HORE | Ford Lotus Cortina |
| 1 - | 9:08.288 | 6 - 1:57.523 |
| 2 - | 2:01.514 | 7 - 1:51.389 |
| 3 - | 1:53.612 | 8 - 1:50.928 |
| 4 - | 1:54.197 | 9 - 1:49.898 |
| 5 - | 1:51.810 | |
| 61 | Brian WEBB | Ford Anglia 105E |
| 1 - | 9:45.722 | 6 - 1:59.765 |
| 2 - | 2:11.885 | 7 - 1:57.858 |
| 3 - | 2:04.975 | 8 - 1:59.004 |
| 4 - | 2:00.382 | |
| 5 - | 2:00.659 | |
| 72 | Andy HARRISON | Austin Cooper S |
| 1 - | 9:30.509 | 6 - 2:01.107 |
| 2 - | 2:07.407 | 7 - 2:01.241 |
| 3 - | 1:59.963 | 8 - 1:59.948 |
| 4 - | 2:01.618 | |
| 5 - | 2:01.369 | |
| 80 | Mike SMITH | Morris Mini Cooper S |
| 1 - | 9:20.482 | 6 - 1:51.049 |
| 2 - | 2:05.026 | 7 - 1:53.081 |
| 3 - | 1:56.128 | 8 - 1:50.068 |
| 4 - | 1:52.095 | 9 - 1:51.961 |
| 5 - | 1:51.690 | |

Weather/Track: Cloudy /Dry

These results are provisional until the conclusion of any judicial and technical matters.

www.mstworld.com

Page 2 of 3

Cadwell Park
 Circuit Length = 2.1870 miles.
 Start: 10:13 End: 10:28

Printed - 10:32 Sunday, 19 April 2009

HSCC/HRSR 'ByBox' Historic Racing Saloons
QUALIFYING - LAP ANALYSIS - Cadwell Park - 19 April 2009
 (contd.)

| | | |
|-----------|------------------------|---------------------|
| 85 | Roger GODFREY | Austin Cooper S |
| 1 - | 9:00.892 | 6 - 1:50.187 |
| 2 - | 1:56.252 | 7 - 1:50.937 |
| 3 - | 1:51.792 | 8 - 1:50.481 |
| 4 - | 1:50.506 | 9 - 1:51.472 |
| 5 - | 1:50.910 | |
| 86 | Andy JONES | Singer Chamois |
| 1 - | 9:35.963 | |
| 2 - | 2:17.532 | |
| 3 - | 1:59.740 | |
| 4 - | 1:58.773 | |
| 87 | Simon BENOY | Hillman Imp |
| 1 - | 9:07.866 | 6 - 1:52.986 |
| 2 - | 2:09.995 | 7 - 2:05.666 |
| 3 - | 2:01.274 | 8 - 1:53.440 |
| 4 - | 1:58.165 | 9 - 1:54.982 |
| 5 - | 1:54.451 | |
| 91 | Vince FROST | Hillman Imp |
| 1 - | 9:38.406 | 6 - 2:06.980 |
| 2 - | 2:17.694 | 7 - 2:06.518 |
| 3 - | 2:10.250 | 8 - 2:07.729 |
| 4 - | 2:06.566 | |
| 5 - | 2:05.851 | |
| 92 | Colin GUNTON | Hillman Imp |
| 1 - | 9:19.841 | |
| 2 - | 2:12.435 | |
| 3 - | 2:08.616 | |
| 4 - | 2:08.795 | |
| 5 - | 2:21.582 | |
| 95 | Shaun HAZLEWOOD | Hillman Imp |
| 1 - | 9:18.857 | 6 - 1:57.568 |
| 2 - | 2:06.482 | 7 - 1:56.653 |
| 3 - | 1:58.985 | 8 - 1:57.803 |
| 4 - | 1:56.394 | 9 - 1:56.466 |
| 5 - | 1:56.879 | |

Weather/Track: Cloudy /Dry

These results are provisional until the conclusion of any judicial and technical matters.

www.mstworld.com


Page 3 of 3

Cadwell Park
 Circuit Length = 2.1870 miles.
 Start: 10:13 End: 10:28

Printed - 10:32 Sunday, 19 April 2009

HSCC/HRSR 'ByBox' Historic Racing Saloons

GRID FOR RACE 4 - Cadwell Park - 19 April 2009

| | | |
|---|--------------|--------------|
| ROW 9 | 39 HOPKINSON | 92 GUNTON |
| ROW 8 | 91 FROST | 30 CORFIELD |
| ROW 7 | 72 HARRISON | 14 McKAY |
| ROW 6 | 86 JONES | 7 PEARSON |
| ROW 5 | 61 WEBB | 95 HAZLEWOOD |
| ROW 4 | 87 BENOY | 3 HALLFORD |
| ROW 3 | 33 FULLER | 85 GODFREY |
| ROW 2 | 32 GARRITT | 80 SMITH |
| ROW 1 | 49 HORE | 46 COX |
| | POLE | |
|  | | |

Weather/Track: Cloudy /Dry

These results are provisional until the conclusion of any judicial and technical matters.

Cadwell Park
Circuit Length = 2.1870 miles.
Start: 10:13 End: 10:28

Clerk of the Course:

Timekeeper:

HSCC Classic Racing Cars supported by Chartland Properties Ltd.
QUALIFYING - RACE 5 - Cadwell Park - 19 April 2009

| POS | NO | CL | DRIVER | NAT | CAR | TIME | LAPS | GAP | MPH |
|-----|----|----|-------------------|-----|--------------|----------|------|--------|-------|
| 1 | 88 | C | Michael SCOTT | | Brabham BT30 | 1:37.819 | 10 | | 80.48 |
| 2 | 1 | G | Ian GRAY | | Brabham BT16 | 1:38.490 | 10 | 0.671 | 79.93 |
| 3 | 16 | G | Grant CLEARWATER | | Brabham BT16 | 1:40.300 | 10 | 2.481 | 78.49 |
| 4 | 77 | A | Will SCHRYVER | | Lotus 27 | 1:41.490 | 10 | 3.671 | 77.57 |
| 5 | 23 | D | Paul McMORRAN | | Crossle 17F | 1:42.718 | 9 | 4.899 | 76.64 |
| 6 | 79 | E | Michael HIBBERD | | Lotus 22 | 1:43.571 | 9 | 5.752 | 76.01 |
| 7 | 71 | D | Chris HOLLAND | | Brabham BT21 | 1:44.715 | 9 | 6.896 | 75.18 |
| 8 | 74 | G | Jon WAGGITT | | Brabham BT18 | 1:45.337 | 9 | 7.518 | 74.74 |
| 9 | 45 | C | Ronnie HAINES | | Cooper T82 | 1:47.288 | 9 | 9.469 | 73.38 |
| 10 | 56 | G | Cliff GIDDENS | | Brabham BT16 | 1:48.529 | 3 | 10.710 | 72.54 |
| 11 | 81 | D | Stephen WILKINSON | TR | Brabham BT21 | 1:48.903 | 9 | 11.084 | 72.29 |
| 12 | 15 | F | Gareth PAUL | | Merlyn Mk17A | 1:52.455 | 9 | 14.636 | 70.01 |
| 13 | 27 | D | Peter WILLIAMS | | Brabham BT15 | 1:57.692 | 8 | 19.873 | 66.89 |
| 14 | 65 | F | Terry FULLERTON | | Merlyn 11A | 2:00.050 | 8 | 22.231 | 65.58 |

TR = Transponder Not Working

Weather/Track: Cloudy /Dry

These results are provisional until the conclusion of any judicial and technical matters.

Cadwell Park

Circuit Length = 2.1870 miles.

Start: 10:35 End: 10:50

| | | |
|----------------------|--|-------------|
| Clerk of the Course: | | Timekeeper: |
|----------------------|--|-------------|

HSCC Classic Racing Cars supported by Chartland Properties Ltd.
QUALIFYING - LAP ANALYSIS - Cadwell Park - 19 April 2009

| | | |
|-----------|-------------------------|----------------------|
| 1 | Ian GRAY | Brabham BT16 |
| 1 - | 6:09.405 | 6 - 1:38.992 |
| 2 - | 1:48.414 | 7 - 1:38.715 |
| 3 - | 1:44.533 | 8 - 1:38.663 |
| 4 - | 1:39.393 | 9 - 1:38.490 |
| 5 - | 1:39.468 | 10 - 1:38.751 |
| 15 | Gareth PAUL | Merlyn Mk17A |
| 1 - | 6:22.329 | 6 - 1:52.735 |
| 2 - | 2:06.475 | 7 - 1:53.123 |
| 3 - | 1:57.791 | 8 - 1:52.749 |
| 4 - | 1:57.815 | 9 - 1:52.455 |
| 5 - | 1:54.314 | |
| 16 | Grant CLEARWATER | Brabham BT16 |
| 1 - | 6:10.229 | 6 - 1:45.475 |
| 2 - | 1:50.642 | 7 - 1:42.818 |
| 3 - | 1:45.490 | 8 - 1:43.882 |
| 4 - | 1:49.251 | 9 - 1:41.015 |
| 5 - | 1:44.699 | 10 - 1:40.300 |
| 23 | Paul McMORRAN | Crossle 17F |
| 1 - | 6:27.592 | 6 - 1:43.356 |
| 2 - | 1:53.822 | 7 - 1:46.539 |
| 3 - | 1:49.997 | 8 - 1:42.718 |
| 4 - | 1:46.273 | 9 - 1:43.170 |
| 5 - | 1:46.949 | |
| 27 | Peter WILLIAMS | Brabham BT15 |
| 1 - | 6:34.444 | 6 - 2:02.732 |
| 2 - | 2:21.811 | 7 - 2:01.041 |
| 3 - | 2:07.323 | 8 - 1:57.692 |
| 4 - | 2:08.068 | |
| 5 - | 2:06.432 | |
| 45 | Ronnie HAINES | Cooper T82 |
| 1 - | 6:36.737 | 6 - 1:48.473 |
| 2 - | 2:06.770 | 7 - 1:48.903 |
| 3 - | 1:50.686 | 8 - 1:47.288 |
| 4 - | 1:59.149 | 9 - 1:48.637 |
| 5 - | 1:51.160 | |

TR = Transponder Not Working

Weather/Track: Cloudy /Dry

These results are provisional until the conclusion of any judicial and technical matters.

www.mstworld.com

Page 1 of 3

Cadwell Park

Circuit Length = 2.1870 miles.

Start: 10:35 End: 10:50

Printed - 10:53 Sunday, 19 April 2009

HSCC Classic Racing Cars supported by Chartland Properties Ltd.

QUALIFYING - LAP ANALYSIS - Cadwell Park - 19 April 2009

(contd.)

| | | |
|--|------------------------|--------------|
| 56 | Cliff GIDDENS | Brabham BT16 |
| 1 - 6:16.057 2 - 1:57.052 3 - 1:48.529 | | |
| 65 | Terry FULLERTON | Merlyn 11A |
| 1 - 6:18.474 6 - 2:02.893 2 - 2:00.231 7 - 2:01.880 3 - 2:00.050 8 - 2:02.270 4 - 2:09.133 5 - 2:01.729 | | |
| 71 | Chris HOLLAND | Brabham BT21 |
| 1 - 6:33.291 6 - 1:44.932 2 - 1:59.281 7 - 1:44.715 3 - 1:51.462 8 - 1:47.916 4 - 1:53.025 9 - 1:45.989 5 - 1:46.736 | | |
| 74 | Jon WAGGITT | Brabham BT18 |
| 1 - 6:19.049 6 - 1:45.458 2 - 2:00.147 7 - 1:46.492 3 - 1:50.723 8 - 1:47.006 4 - 1:56.423 9 - 1:45.337 5 - 1:47.013 | | |
| 77 | Will SCHRYVER | Lotus 27 |
| 1 - 6:05.520 6 - 1:45.203 2 - 1:54.077 7 - 1:43.290 3 - 1:45.502 8 - 1:41.696 4 - 2:00.367 9 - 1:44.142 5 - 1:44.645 10 - 1:41.490 | | |
| 79 | Michael HIBBERD | Lotus 22 |
| 1 - 6:16.691 6 - 1:43.758 2 - 1:57.759 7 - 1:44.104 3 - 1:48.005 8 - 1:43.571 4 - 1:47.497 9 - 1:47.112 5 - 1:44.725 | | |

TR = Transponder Not Working

Weather/Track: Cloudy /Dry

These results are provisional until the conclusion of any judicial and technical matters.

www.mstworld.com

Page 2 of 3

Cadwell Park

Circuit Length = 2.1870 miles.

Start: 10:35 End: 10:50

Printed - 10:53 Sunday, 19 April 2009

HSCC Classic Racing Cars supported by Chartland Properties Ltd.
QUALIFYING - LAP ANALYSIS - Cadwell Park - 19 April 2009
 (contd.)

| | | | |
|--------------|--------------------------|-----------|---------------------|
| 81 | Stephen WILKINSON | TR | Brabham BT21 |
| 1 - 6:36.108 | 6 - 1:50.813 | | |
| 2 - 2:04.795 | 7 - 1:48.903 | | |
| 3 - 1:52.461 | 8 - 1:50.261 | | |
| 4 - 1:54.062 | 9 - 1:50.907 | | |
| 5 - 1:49.864 | | | |
| 88 | Michael SCOTT | | Brabham BT30 |
| 1 - 6:15.538 | 6 - 1:51.066 | | |
| 2 - 1:53.419 | 7 - 1:38.835 | | |
| 3 - 1:45.073 | 8 - 1:45.478 | | |
| 4 - 1:44.102 | 9 - 1:44.138 | | |
| 5 - 1:42.880 | 10 - 1:37.819 | | |

TR = Transponder Not Working

Weather/Track: Cloudy /Dry

These results are provisional until the conclusion of any judicial and technical matters.

www.mstworld.com

Page 3 of 3

Cadwell Park


Circuit Length = 2.1870 miles.

Start: 10:35 End: 10:50

Printed - 10:53 Sunday, 19 April 2009

**HSCC Classic Racing Cars supported by Chartland Properties Ltd.
GRID FOR RACE 5 - Cadwell Park - 19 April 2009**

| | | |
|-------|--------------|---------------|
| ROW 7 | 65 FULLERTON | 27 WILLIAMS |
| ROW 6 | 15 PAUL | 81 WILKINSON |
| ROW 5 | 56 GIDDENS | 45 HAINES |
| ROW 4 | 74 WAGGITT | 71 HOLLAND |
| ROW 3 | 79 HIBBERD | 23 McMORRAN |
| ROW 2 | 77 SCHRYVER | 16 CLEARWATER |
| ROW 1 | 1 GRAY | 88 SCOTT |
| | | POLE |



TR = Transponder Not Working

Weather/Track: Cloudy /Dry

These results are provisional until the conclusion of any judicial and technical matters.

Cadwell Park

Circuit Length = 2.1870 miles.

Start: 10:35 End: 10:50

Clerk of the Course:

Timekeeper:

HSCC Historic Formula Ford 2000
QUALIFYING - RACE 6 - Cadwell Park - 19 April 2009

| POS | NO | CL | DRIVER | NAT | CAR | TIME | LAPS | GAP | MPH |
|-----|----|----|----------------|-----|-----------------|----------|------|--------|-------|
| 1 | 12 | A | Wil ARIF | TR | Royale RP30 | 1:33.229 | 10 | | 84.45 |
| 2 | 19 | A | Scott TEMPLE | | Reynard SF79 | 1:33.357 | 9 | 0.128 | 84.33 |
| 3 | 15 | A | James MURRAY | | Reynard SF77 | 1:33.813 | 10 | 0.584 | 83.92 |
| 4 | 75 | A | Colin WRIGHT | | Reynard SF79 | 1:34.262 | 10 | 1.033 | 83.52 |
| 5 | 25 | B | Antony RAINE | | Merlyn MK28 | 1:34.910 | 10 | 1.681 | 82.95 |
| 6 | 4 | A | Steve GARDINER | | Reynard SF80 | 1:35.741 | 10 | 2.512 | 82.23 |
| 7 | 71 | A | Andy STORER | | Royale RP27 | 1:36.048 | 10 | 2.819 | 81.97 |
| 8 | 27 | A | Jonny DIMSDALE | | Van Diemen RF78 | 1:36.449 | 10 | 3.220 | 81.63 |
| 9 | 41 | A | Mark PIERCE | | Sparton SF80 | 1:37.491 | 10 | 4.262 | 80.75 |
| 10 | 11 | A | Stuart BOYER | | Reynard SF77 | 1:38.160 | 10 | 4.931 | 80.20 |
| 11 | 36 | A | James LEDAMUN | | Crossle 51F | 1:38.757 | 9 | 5.528 | 79.72 |
| 12 | 98 | A | Neil FOWLER | | Reynard SF79 | 1:40.097 | 2 | 6.868 | 78.65 |
| 13 | 57 | A | David WILD | TR | Reynard SF79 | 1:40.590 | 3 | 7.361 | 78.27 |
| 14 | 72 | A | John TAYLOR | | Royale RP27 | 1:44.728 | 7 | 11.499 | 75.17 |
| 15 | 10 | A | Derek SMITH | | Delta T80 | 1:44.880 | 6 | 11.651 | 75.06 |
| 16 | 46 | C | John BOWLES | | Royale RP9 | 1:46.501 | 10 | 13.272 | 73.92 |
| 17 | 42 | B | David CLARK | | Dulon MP21 | 1:55.789 | 3 | 22.560 | 67.99 |
| 18 | 73 | A | John WILSON | | Royale RP26 | 2:10.064 | 4 | 36.835 | 60.53 |

TR = Transponder Not Working

Weather/Track: Cloudy /Dry

These results are provisional until the conclusion of any judicial and technical matters.

Cadwell Park

Circuit Length = 2.1870 miles.

Start: 10:58 End: 11:22

| | | |
|----------------------|--|-------------|
| Clerk of the Course: | | Timekeeper: |
|----------------------|--|-------------|

HSCC Historic Formula Ford 2000
QUALIFYING - LAP ANALYSIS - Cadwell Park - 19 April 2009

| | | | |
|-----------|-----------------------|-----------|-----------------|
| 4 | Steve GARDINER | | Reynard SF80 |
| 1 - | 9:25.643 | 6 - | 1:48.503 |
| 2 - | 1:46.595 | 7 - | 1:38.122 |
| 3 - | 1:38.705 | 8 - | 1:36.205 |
| 4 - | 1:38.898 | 9 - | 1:35.741 |
| 5 - | 9:42.889 | 10 - | 1:35.821 |
| 10 | Derek SMITH | | Delta T80 |
| 1 - | 9:24.147 | 6 - | 1:55.330 |
| 2 - | 1:55.174 | | |
| 3 - | 1:46.225 | | |
| 4 - | 1:44.880 | | |
| 5 - | 9:22.995 | | |
| 11 | Stuart BOYER | | Reynard SF77 |
| 1 - | 9:38.233 | 6 - | 1:48.718 |
| 2 - | 1:43.802 | 7 - | 1:44.609 |
| 3 - | 1:38.868 | 8 - | 1:38.160 |
| 4 - | 1:38.181 | 9 - | 1:39.585 |
| 5 - | 9:33.290 | 10 - | 1:38.367 |
| 12 | Wil ARIF | TR | Royale RP30 |
| 1 - | 9:30.071 | 6 - | 1:39.278 |
| 2 - | 1:44.557 | 7 - | 1:33.474 |
| 3 - | 1:36.616 | 8 - | 1:33.520 |
| 4 - | 1:35.352 | 9 - | 1:33.229 |
| 5 - | 9:42.892 | 10 - | 1:49.706 |
| 15 | James MURRAY | | Reynard SF77 |
| 1 - | 9:27.232 | 6 - | 1:44.007 |
| 2 - | 1:47.346 | 7 - | 1:35.014 |
| 3 - | 1:41.054 | 8 - | 1:34.171 |
| 4 - | 1:36.160 | 9 - | 1:33.813 |
| 5 - | 9:37.696 | 10 - | 1:34.039 |
| 19 | Scott TEMPLE | | Reynard SF79 |
| 1 - | X:00.000 | 6 - | 1:35.875 |
| 2 - | 1:47.968 | 7 - | 1:34.996 |
| 3 - | 1:39.181 | 8 - | 1:35.224 |
| 4 - | 9:20.909 | 9 - | 1:33.357 |
| 5 - | 1:47.070 | | |

TR = Transponder Not Working

Weather/Track: Cloudy /Dry

These results are provisional until the conclusion of any judicial and technical matters.

www.mstworld.com

Page 1 of 3

Cadwell Park

Circuit Length = 2.1870 miles.

Start: 10:58 End: 11:22

Printed - 11:24 Sunday, 19 April 2009

HSCC Historic Formula Ford 2000

QUALIFYING - LAP ANALYSIS - Cadwell Park - 19 April 2009

(contd.)

| | | |
|---------------------|-----------------------|-----------------|
| 25 | Antony RAINE | Merlyn MK28 |
| 1 - 9:19.999 | 6 - 1:39.904 | |
| 2 - 1:44.574 | 7 - 1:35.311 | |
| 3 - 1:40.004 | 8 - 1:34.910 | |
| 4 - 1:36.929 | 9 - 1:35.085 | |
| 5 - 9:47.802 | 10 - 1:35.292 | |
| 27 | Jonny DIMSDALE | Van Diemen RF78 |
| 1 - 9:26.833 | 6 - 1:47.748 | |
| 2 - 1:47.341 | 7 - 1:38.179 | |
| 3 - 1:41.269 | 8 - 1:36.449 | |
| 4 - 1:39.305 | 9 - 1:36.906 | |
| 5 - 9:38.940 | 10 - 1:38.513 | |
| 36 | James LEDAMUN | Crossle 51F |
| 1 - X:00.000 | 6 - 1:44.230 | |
| 2 - 1:58.680 | 7 - 1:39.766 | |
| 3 - 1:47.989 | 8 - 1:39.340 | |
| 4 - X:00.000 | 9 - 1:38.757 | |
| 5 - 1:54.208 | | |
| 41 | Mark PIERCE | Sparton SF80 |
| 1 - 9:37.856 | 6 - 1:47.424 | |
| 2 - 1:50.007 | 7 - 1:40.251 | |
| 3 - 1:45.375 | 8 - 1:37.701 | |
| 4 - 1:41.799 | 9 - 1:38.596 | |
| 5 - 9:19.615 | 10 - 1:37.491 | |
| 42 | David CLARK | Dulon MP21 |
| 1 - 9:43.202 | | |
| 2 - 2:00.079 | | |
| 3 - 1:55.789 | | |
| 46 | John BOWLES | Royale RP9 |
| 1 - 9:44.426 | 6 - 1:57.338 | |
| 2 - 1:59.790 | 7 - 1:50.441 | |
| 3 - 1:56.045 | 8 - 1:47.914 | |
| 4 - 1:53.572 | 9 - 1:46.656 | |
| 5 - 8:44.356 | 10 - 1:46.501 | |

TR = Transponder Not Working

Weather/Track: Cloudy /Dry

These results are provisional until the conclusion of any judicial and technical matters.

www.mstworld.com

Page 2 of 3

Cadwell Park

Circuit Length = 2.1870 miles.

Start: 10:58 End: 11:22

Printed - 11:24 Sunday, 19 April 2009

HSCC Historic Formula Ford 2000
QUALIFYING - LAP ANALYSIS - Cadwell Park - 19 April 2009
 (contd.)

| | | | |
|--|---------------------|-----------|--------------|
| 57 | David WILD | TR | Reynard SF79 |
| 1 - 9:29.947 2 - 1:45.714 3 - 1:40.590 | | | |
| 71 | Andy STORER | | Royale RP27 |
| 1 - 9:25.456 6 - 1:51.313 2 - 1:42.003 7 - 1:44.851 3 - 1:36.700 8 - 1:38.237 4 - 1:37.946 9 - 1:36.048 5 - 9:47.803 10 - 1:36.474 | | | |
| 72 | John TAYLOR | | Royale RP27 |
| 1 - 9:32.888 6 - 1:57.596 2 - 1:53.313 7 - 1:44.728 3 - 1:50.378 4 - 1:47.377 5 - 9:11.313 | | | |
| 73 | John WILSON | | Royale RP26 |
| 1 - X:00.000 2 - X:00.000 3 - 2:14.236 4 - 2:10.064 | | | |
| 75 | Colin WRIGHT | | Reynard SF79 |
| 1 - 9:19.541 6 - 1:50.849 2 - 1:42.499 7 - 1:37.470 3 - 1:36.091 8 - 1:35.734 4 - 1:35.271 9 - 1:34.548 5 - X:00.000 10 - 1:34.262 | | | |
| 98 | Neil FOWLER | | Reynard SF79 |
| 1 - 9:27.620 2 - 1:40.097 | | | |

TR = Transponder Not Working

Weather/Track: Cloudy /Dry

These results are provisional until the conclusion of any judicial and technical matters.

www.mstworld.com

Page 3 of 3

Cadwell Park


Circuit Length = 2.1870 miles.

Start: 10:58 End: 11:22

Printed - 11:24 Sunday, 19 April 2009

HSCC Historic Formula Ford 2000
GRID FOR RACE 6 - Cadwell Park - 19 April 2009

| | | |
|-------|-------------|------------|
| ROW 9 | 73 WILSON | 42 CLARK |
| ROW 8 | 46 BOWLES | 10 SMITH |
| ROW 7 | 72 TAYLOR | 57 WILD |
| ROW 6 | 98 FOWLER | 36 LEDAMUN |
| ROW 5 | 11 BOYER | 41 PIERCE |
| ROW 4 | 27 DIMSDALE | 71 STORER |
| ROW 3 | 4 GARDINER | 25 RAINE |
| ROW 2 | 75 WRIGHT | 15 MURRAY |
| ROW 1 | 19 TEMPLE | 12 ARIF |
| | | POLE |



TR = Transponder Not Working

Weather/Track: Cloudy /Dry

These results are provisional until the conclusion of any judicial and technical matters.

Cadwell Park

Circuit Length = 2.1870 miles.

Start: 10:58 End: 11:22

Clerk of the Course:

Timekeeper:

HSCC/FJHRA Millers Oils Historic Formula Junior Championship Race B
QUALIFYING - RACE 7 - Cadwell Park - 19 April 2009

| POS | NO | CL | DRIVER | NAT | CAR | TIME | LAPS | GAP | MPH |
|-----|----|----|-------------------|-----|------------------|----------|------|--------|-------|
| 1 | 1 | E | Jon MILICEVIC | | Cooper T59 | 1:38.870 | 6 | | 79.63 |
| 2 | 52 | E | James CLARIDGE | | Lola Mk5A | 1:40.932 | 10 | 2.062 | 78.00 |
| 3 | 79 | E | Michael HIBBERD | | Lotus 22 | 1:41.670 | 10 | 2.800 | 77.43 |
| 4 | 57 | E | Denis WELCH | | Merlyn FJ | 1:42.120 | 10 | 3.250 | 77.09 |
| 5 | 84 | E | Mark WOODHOUSE | | Lotus 20/22 | 1:43.075 | 10 | 4.205 | 76.38 |
| 6 | 78 | E | Paul SMEETH | | Lotus 22 | 1:45.157 | 9 | 6.287 | 74.87 |
| 7 | 53 | D | Christopher DRAKE | | Elva 300 | 1:46.615 | 9 | 7.745 | 73.84 |
| 8 | 73 | E | Peter ANSTISS | | Lotus 20/22 | 1:48.075 | 9 | 9.205 | 72.84 |
| 9 | 44 | C | Andrew ROBERTSON | | Crossle 4F | 1:50.341 | 8 | 11.471 | 71.35 |
| 10 | 88 | D | John BOYES | | Lotus 20 | 1:50.601 | 9 | 11.731 | 71.18 |
| 11 | 31 | C | Kevin MUSSON | | Lotus 18 | 1:51.210 | 9 | 12.340 | 70.79 |
| 12 | 59 | D | David HALL | | BMC Huffaker Mk2 | 1:51.347 | 9 | 12.477 | 70.70 |
| 13 | 81 | D | Stephen FUTTER | | Lotus 20 | 1:54.061 | 9 | 15.191 | 69.02 |
| 14 | 32 | C | John DOWSON | | Elva 200 | 1:57.172 | 4 | 18.302 | 67.19 |
| 15 | 41 | C | John HUTCHISON | | Lotus 18 | 1:58.062 | 8 | 19.192 | 66.68 |
| 16 | 58 | E | Sam WILSON | | CooperT59 | 2:00.105 | 2 | 21.235 | 65.55 |
| 17 | 47 | C | Martyn CRUMP | | Elva 200 | 2:06.499 | 8 | 27.629 | 62.23 |

Weather/Track: Cloudy /Dry

These results are provisional until the conclusion of any judicial and technical matters.

Cadwell Park
 Circuit Length = 2.1870 miles.
 Start: 11:33 End: 11:48

| | | |
|----------------------|--|-------------|
| Clerk of the Course: | | Timekeeper: |
|----------------------|--|-------------|

HSCC/FJHRA Millers Oils Historic Formula Junior Championship Race B

QUALIFYING - LAP ANALYSIS - Cadwell Park - 19 April 2009

| | | |
|---------------------|-------------------------|------------|
| 1 | Jon MILICEVIC | Cooper T59 |
| 1 - X:00.000 | 6 - 1:39.237 | |
| 2 - 1:42.287 | | |
| 3 - 1:39.792 | | |
| 4 - 1:40.734 | | |
| 5 - 1:38.870 | | |
| 31 | Kevin MUSSON | Lotus 18 |
| 1 - X:00.000 | 6 - 1:52.296 | |
| 2 - 2:04.220 | 7 - 1:55.466 | |
| 3 - 1:55.691 | 8 - 1:53.999 | |
| 4 - 1:54.964 | 9 - 1:51.210 | |
| 5 - 1:52.648 | | |
| 32 | John DOWSON | Elva 200 |
| 1 - X:00.000 | | |
| 2 - 2:05.270 | | |
| 3 - 1:57.172 | | |
| 4 - 1:58.003 | | |
| 41 | John HUTCHISON | Lotus 18 |
| 1 - X:00.000 | 6 - 2:03.734 | |
| 2 - 2:09.484 | 7 - 1:58.765 | |
| 3 - 2:00.347 | 8 - 1:58.554 | |
| 4 - 1:58.198 | | |
| 5 - 1:58.062 | | |
| 44 | Andrew ROBERTSON | Crossle 4F |
| 1 - X:00.000 | 6 - 1:50.478 | |
| 2 - 2:01.123 | 7 - 1:50.341 | |
| 3 - 1:53.142 | 8 - 1:51.711 | |
| 4 - 1:51.820 | | |
| 5 - 1:51.332 | | |
| 47 | Martyn CRUMP | Elva 200 |
| 1 - X:00.000 | 6 - 2:11.701 | |
| 2 - 2:26.231 | 7 - 2:09.580 | |
| 3 - 2:17.351 | 8 - 2:06.499 | |
| 4 - 2:18.358 | | |
| 5 - 2:09.879 | | |

Weather/Track: Cloudy /Dry

These results are provisional until the conclusion of any judicial and technical matters.

www.mstworld.com

Page 1 of 3

Cadwell Park

Circuit Length = 2.1870 miles.

Start: 11:33 End: 11:48

Printed - 11:51 Sunday, 19 April 2009

HSCC/FJHRA Millers Oils Historic Formula Junior Championship Race B

QUALIFYING - LAP ANALYSIS - Cadwell Park - 19 April 2009

(contd.)

| | | |
|-----------|--------------------------|---------------------|
| 52 | James CLARIDGE | Lola Mk5A |
| 1 - | X:00.000 | 6 - 1:46.320 |
| 2 - | 1:44.599 | 7 - 1:40.932 |
| 3 - | 1:42.833 | 8 - 1:43.311 |
| 4 - | 1:43.059 | 9 - 1:46.042 |
| 5 - | 1:43.303 | 10 - 1:46.209 |
| 53 | Christopher DRAKE | Elva 300 |
| 1 - | X:00.000 | 6 - 1:46.655 |
| 2 - | 2:02.039 | 7 - 1:46.615 |
| 3 - | 1:52.860 | 8 - 1:58.375 |
| 4 - | 1:50.804 | 9 - 1:46.819 |
| 5 - | 1:47.545 | |
| 57 | Denis WELCH | Merlyn FJ |
| 1 - | X:00.000 | 6 - 1:45.226 |
| 2 - | 1:50.550 | 7 - 1:43.140 |
| 3 - | 1:46.204 | 8 - 1:42.791 |
| 4 - | 1:48.987 | 9 - 1:42.120 |
| 5 - | 1:46.204 | 10 - 1:43.660 |
| 58 | Sam WILSON | CooperT59 |
| 1 - | X:00.000 | |
| 2 - | 2:00.105 | |
| 59 | David HALL | BMC Huffaker Mk2 |
| 1 - | X:00.000 | 6 - 1:51.347 |
| 2 - | 2:01.031 | 7 - 1:52.967 |
| 3 - | 1:56.942 | 8 - 1:53.995 |
| 4 - | 1:52.822 | 9 - 1:57.105 |
| 5 - | 1:52.631 | |
| 73 | Peter ANSTISS | Lotus 20/22 |
| 1 - | X:00.000 | 6 - 1:49.418 |
| 2 - | 2:07.103 | 7 - 1:55.260 |
| 3 - | 1:55.841 | 8 - 1:51.170 |
| 4 - | 1:51.502 | 9 - 1:48.075 |
| 5 - | 1:50.177 | |

Weather/Track: Cloudy /Dry

These results are provisional until the conclusion of any judicial and technical matters.

www.mstworld.com

Page 2 of 3

Cadwell Park

Circuit Length = 2.1870 miles.

Start: 11:33 End: 11:48

Printed - 11:51 Sunday, 19 April 2009

HSCC/FJHRA Millers Oils Historic Formula Junior Championship Race B

QUALIFYING - LAP ANALYSIS - Cadwell Park - 19 April 2009

(contd.)

| | | |
|---------------------|------------------------|-------------|
| 78 | Paul SMEETH | Lotus 22 |
| 1 - X:00.000 | 6 - 1:45.157 | |
| 2 - 1:53.362 | 7 - 1:46.415 | |
| 3 - 1:47.533 | 8 - 1:46.775 | |
| 4 - 1:47.217 | 9 - 1:47.566 | |
| 5 - 1:47.785 | | |
| 79 | Michael HIBBERD | Lotus 22 |
| 1 - X:00.000 | 6 - 1:41.670 | |
| 2 - 1:47.012 | 7 - 1:42.627 | |
| 3 - 1:43.975 | 8 - 1:42.172 | |
| 4 - 1:43.782 | 9 - 1:50.397 | |
| 5 - 1:43.176 | 10 - 1:45.875 | |
| 81 | Stephen FUTTER | Lotus 20 |
| 1 - X:00.000 | 6 - 1:54.526 | |
| 2 - 2:07.968 | 7 - 1:54.904 | |
| 3 - 1:54.395 | 8 - 1:54.919 | |
| 4 - 1:54.061 | 9 - 1:57.423 | |
| 5 - 1:55.683 | | |
| 84 | Mark WOODHOUSE | Lotus 20/22 |
| 1 - X:00.000 | 6 - 1:43.316 | |
| 2 - 1:51.369 | 7 - 1:43.075 | |
| 3 - 1:44.683 | 8 - 1:43.261 | |
| 4 - 1:44.330 | 9 - 1:43.932 | |
| 5 - 1:43.515 | 10 - 1:44.098 | |
| 88 | John BOYES | Lotus 20 |
| 1 - X:00.000 | 6 - 1:50.601 | |
| 2 - 2:05.702 | 7 - 1:50.862 | |
| 3 - 1:56.093 | 8 - 1:53.016 | |
| 4 - 1:53.229 | 9 - 1:56.543 | |
| 5 - 1:51.932 | | |
| 18T | TBD | |
| 1 - X:00.000 | 6 - 2:21.876 | |
| 2 - 2:17.880 | 7 - 2:16.940 | |
| 3 - 2:16.445 | 8 - 2:10.670 | |
| 4 - 2:15.219 | | |
| 5 - 2:08.995 | | |

Weather/Track: Cloudy /Dry

These results are provisional until the conclusion of any judicial and technical matters.

www.mstworld.com

Page 3 of 3

Cadwell Park

Circuit Length = 2.1870 miles.


Start: 11:33 End: 11:48

Printed - 11:51 Sunday, 19 April 2009

HSCC/FJHRA Millers Oils Historic Formula Junior Championship Race B

GRID FOR RACE 7 - Cadwell Park - 19 April 2009

| | | | | |
|----------|----|----------|-------|-----------|
| ROW 9 | | 47 | CRUMP | |
| ROW 8 | 58 | WILSON | 41 | HUTCHISON |
| ROW 7 | 32 | DOWSON | 81 | FUTTER |
| ROW 6 | 59 | HALL | 31 | MUSSON |
| ROW 5 | 88 | BOYES | 44 | ROBERTSON |
| ROW 4 | 73 | ANSTISS | 53 | DRAKE |
| ROW 3 | 78 | SMEETH | 84 | WOODHOUSE |
| ROW 2 | 57 | WELCH | 79 | HIBBERD |
| ROW 1 | 52 | CLARIDGE | 1 | MILICEVIC |
| POLE | | | | |



Weather/Track: Cloudy /Dry

These results are provisional until the conclusion of any judicial and technical matters.

Cadwell Park
Circuit Length = 2.1870 miles.
Start: 11:33 End: 11:48

Clerk of the Course:

Timekeeper:

HSCC 70's Road Sports Championship

QUALIFYING - RACE 8 - Cadwell Park - 19 April 2009

| POS | NO | CL | DRIVER | NAT | CAR | TIME | LAPS | GAP | MPH |
|-----|----|----|--------------------|-----|---------------------------|----------|------|--------|-------|
| 1 | 9 | B | Julian BARTER | | TVR 3000M | 1:45.532 | 9 | | 74.60 |
| 2 | 24 | B | Charles BARTER | | Datsun 240Z | 1:46.694 | 9 | 1.162 | 73.79 |
| 3 | 34 | B | Rory STOCKBRIDGE | | TVR Tuscan | 1:48.655 | 9 | 3.123 | 72.46 |
| 4 | 42 | C | Bill BRAITHWAITE | | Lotus Europa | 1:48.741 | 9 | 3.209 | 72.40 |
| 5 | 31 | A | Mark BENNETT | | MGB GTV8 | 1:50.112 | 9 | 4.580 | 71.50 |
| 6 | 37 | B | Josh SADLER | | Porsche 911 | 1:50.273 | 8 | 4.741 | 71.39 |
| 7 | 1 | D2 | Ian JACOBS | | Jensen Healey | 1:50.474 | 5 | 4.942 | 71.26 |
| 8 | 61 | D2 | Luke CLARK-BAGNALL | | Triumph GT6 Mk3 | 1:50.516 | 8 | 4.984 | 71.24 |
| 9 | 65 | C | Steve COOKE | | Lotus 7 S4 | 1:50.597 | 9 | 5.065 | 71.18 |
| 10 | 29 | A | Phil BRIGGS | | Porsche 928 | 1:50.848 | 9 | 5.316 | 71.02 |
| 11 | 26 | B | Paul STAFFORD | | Datsun 240Z | 1:51.425 | 9 | 5.893 | 70.65 |
| 12 | 88 | B | Mark BOWN | | TVR 3000M | 1:54.186 | 8 | 8.654 | 68.95 |
| 13 | 57 | D1 | Mark OLDFIELD | | Alfa Romeo Sprint Veloce | 1:55.985 | 6 | 10.453 | 67.88 |
| 14 | 23 | D2 | Will MORTON | | Alfa Romeo 2000 GTV | 1:56.101 | 8 | 10.569 | 67.81 |
| 15 | 47 | B | Paul ASLETT | | Porsche 911E | 1:56.679 | 9 | 11.147 | 67.47 |
| 16 | 44 | C | Alan HARPER | | Lotus Elan S4 | 1:57.135 | 2 | 11.603 | 67.21 |
| 17 | 80 | D2 | David LANE | | Jensen Healey | 1:59.854 | 8 | 14.322 | 65.69 |
| 18 | 81 | D2 | John DOBSON | | Alfa Romeo 2000 GTV | 2:00.151 | 8 | 14.619 | 65.52 |
| 19 | 76 | D2 | David ERWIN | | Alfa Romeo 2000 GTV | 2:02.540 | 8 | 17.008 | 64.25 |
| 20 | 82 | D1 | Alex CHILDS | | Lancia Fulvia Sport | 2:03.060 | 8 | 17.528 | 63.97 |
| 21 | 4 | D1 | Ken RORRISON | | Lancia Fulvia | 2:03.062 | 8 | 17.530 | 63.97 |
| 22 | 58 | D1 | Robert BARTER | TR | Alfa Romeo GT 1600 Junior | 2:06.025 | 8 | 20.493 | 62.47 |
| 23 | 6 | D2 | Elizabeth HEAD | | MGB | 2:06.573 | 7 | 21.041 | 62.20 |
| 24 | 84 | E | Carl OLDFIELD | | Lancia Fulvia | 2:18.190 | 7 | 32.658 | 56.97 |

TR = Transponder Not Working

Weather/Track: Cloudy /Dry

These results are provisional until the conclusion of any judicial and technical matters.

Cadwell Park

Circuit Length = 2.1870 miles.

Start: 11:55 End: 12:10

Clerk of the Course:

Timekeeper:

HSCC 70's Road Sports Championship
QUALIFYING - LAP ANALYSIS - Cadwell Park - 19 April 2009

| | | |
|---|-----------------------|---------------------|
| 1 | Ian JACOBS | Jensen Healey |
| 1 - X:00.000 2 - 2:05.060 3 - 1:53.245 4 - 1:51.462 5 - 1:50.474 | | |
| 4 | Ken RORRISON | Lancia Fulvia |
| 1 - X:00.000 6 - 2:03.737 2 - 2:22.368 7 - 2:04.970 3 - 2:08.062 8 - 2:08.156 4 - 2:05.582 5 - 2:03.062 | | |
| 6 | Elizabeth HEAD | MGB |
| 1 - X:00.000 6 - 2:06.573 2 - 2:38.290 7 - 2:07.873 3 - 2:14.531 4 - 2:12.727 5 - 2:12.348 | | |
| 9 | Julian BARTER | TVR 3000M |
| 1 - X:00.000 6 - 1:48.667 2 - 1:57.981 7 - 1:45.532 3 - 1:49.336 8 - 1:51.615 4 - 1:45.979 9 - 1:50.791 5 - 1:46.585 | | |
| 23 | Will MORTON | Alfa Romeo 2000 GTV |
| 1 - X:00.000 6 - 1:56.321 2 - 2:12.898 7 - 1:56.101 3 - 1:59.811 8 - 1:56.396 4 - 2:03.032 5 - 1:56.626 | | |
| 24 | Charles BARTER | Datsun 240Z |
| 1 - X:00.000 6 - 1:58.341 2 - 1:55.183 7 - 1:48.813 3 - 1:48.609 8 - 1:48.351 4 - 1:47.764 9 - 1:46.694 5 - 1:49.093 | | |

TR = Transponder Not Working

Weather/Track: Cloudy /Dry

These results are provisional until the conclusion of any judicial and technical matters.

www.mstworld.com

Page 1 of 4

Cadwell Park

Circuit Length = 2.1870 miles.

Start: 11:55 End: 12:10

Printed - 12:14 Sunday, 19 April 2009

HSCC 70's Road Sports Championship
QUALIFYING - LAP ANALYSIS - Cadwell Park - 19 April 2009
 (contd.)

| | | |
|---------------------|-------------------------|--------------|
| 26 | Paul STAFFORD | Datsun 240Z |
| 1 - X:00.000 | 6 - 1:52.142 | |
| 2 - 2:06.564 | 7 - 1:55.669 | |
| 3 - 1:54.895 | 8 - 1:54.286 | |
| 4 - 1:51.838 | 9 - 1:54.643 | |
| 5 - 1:51.425 | | |
| 29 | Phil BRIGGS | Porsche 928 |
| 1 - X:00.000 | 6 - 1:53.106 | |
| 2 - 2:01.625 | 7 - 1:51.805 | |
| 3 - 1:53.700 | 8 - 1:55.615 | |
| 4 - 1:50.848 | 9 - 1:55.592 | |
| 5 - 1:51.458 | | |
| 31 | Mark BENNETT | MGB GTV8 |
| 1 - X:00.000 | 6 - 1:56.270 | |
| 2 - 2:04.996 | 7 - 1:50.112 | |
| 3 - 1:53.741 | 8 - 2:00.391 | |
| 4 - 1:50.964 | 9 - 1:58.895 | |
| 5 - 1:50.525 | | |
| 34 | Rory STOCKBRIDGE | TVR Tuscan |
| 1 - X:00.000 | 6 - 1:53.767 | |
| 2 - 1:59.771 | 7 - 1:53.066 | |
| 3 - 1:54.778 | 8 - 1:48.655 | |
| 4 - 1:51.392 | 9 - 1:49.685 | |
| 5 - 1:51.943 | | |
| 37 | Josh SADLER | Porsche 911 |
| 1 - X:00.000 | 6 - 1:54.201 | |
| 2 - 2:08.619 | 7 - 1:50.352 | |
| 3 - 1:59.831 | 8 - 1:50.273 | |
| 4 - 1:56.775 | | |
| 5 - 1:51.862 | | |
| 42 | Bill BRAITHWAITE | Lotus Europa |
| 1 - X:00.000 | 6 - 1:48.741 | |
| 2 - 2:02.643 | 7 - 1:51.819 | |
| 3 - 1:54.632 | 8 - 1:58.555 | |
| 4 - 1:50.355 | 9 - 1:51.157 | |
| 5 - 1:51.683 | | |

TR = Transponder Not Working

Weather/Track: Cloudy /Dry

These results are provisional until the conclusion of any judicial and technical matters.

www.mstworld.com

Page 2 of 4

Cadwell Park

Circuit Length = 2.1870 miles.

Start: 11:55 End: 12:10

Printed - 12:14 Sunday, 19 April 2009

HSCC 70's Road Sports Championship
QUALIFYING - LAP ANALYSIS - Cadwell Park - 19 April 2009
 (contd.)

| | | | |
|---|---------------------------|-----------|---------------------------|
| 44 | Alan HARPER | | Lotus Elan S4 |
| 1 - X:00.000 2 - 1:57.135 | | | |
| 47 | Paul ASLETT | | Porsche 911E |
| 1 - X:00.000 6 - 1:57.271 2 - 2:05.573 7 - 1:57.137 3 - 2:01.500 8 - 1:57.419 4 - 1:58.786 9 - 1:56.926 5 - 1:56.679 | | | |
| 57 | Mark OLDFIELD | | Alfa Romeo Sprint Veloce |
| 1 - X:00.000 6 - 1:55.985 2 - 2:12.664 3 - 2:00.235 4 - 2:03.594 5 - 1:56.739 | | | |
| 58 | Robert BARTER | TR | Alfa Romeo GT 1600 Junior |
| 1 - X:00.000 6 - 2:06.090 2 - 2:20.995 7 - 2:07.941 3 - 2:10.177 8 - 2:08.604 4 - 2:13.353 5 - 2:06.025 | | | |
| 61 | Luke CLARK-BAGNALL | | Triumph GT6 Mk3 |
| 1 - X:00.000 6 - 1:57.896 2 - 2:05.708 7 - 2:09.182 3 - 1:55.151 8 - 1:50.516 4 - 1:52.660 5 - 1:50.647 | | | |
| 65 | Steve COOKE | | Lotus 7 S4 |
| 1 - X:00.000 6 - 1:50.597 2 - 2:03.446 7 - 1:54.356 3 - 1:56.235 8 - 2:09.703 4 - 1:55.105 9 - 2:07.973 5 - 1:50.886 | | | |

TR = Transponder Not Working

Weather/Track: Cloudy /Dry

These results are provisional until the conclusion of any judicial and technical matters.

www.mstworld.com

Page 3 of 4

Cadwell Park

Circuit Length = 2.1870 miles.

Start: 11:55 End: 12:10

Printed - 12:14 Sunday, 19 April 2009

HSCC 70's Road Sports Championship
QUALIFYING - LAP ANALYSIS - Cadwell Park - 19 April 2009
 (contd.)

| | | |
|-----------|----------------------|---------------------|
| 76 | David ERWIN | Alfa Romeo 2000 GTV |
| 1 - | X:00.000 | 6 - 2:08.073 |
| 2 - | 2:14.821 | 7 - 2:05.543 |
| 3 - | 2:10.275 | 8 - 2:04.024 |
| 4 - | 2:02.540 | |
| 5 - | 2:02.921 | |
| 80 | David LANE | Jensen Healey |
| 1 - | X:00.000 | 6 - 2:01.503 |
| 2 - | 2:20.432 | 7 - 1:59.854 |
| 3 - | 2:03.366 | 8 - 2:02.217 |
| 4 - | 2:01.850 | |
| 5 - | 2:00.856 | |
| 81 | John DOBSON | Alfa Romeo 2000 GTV |
| 1 - | X:00.000 | 6 - 2:04.727 |
| 2 - | 2:15.621 | 7 - 2:05.140 |
| 3 - | 2:04.933 | 8 - 2:06.366 |
| 4 - | 2:00.796 | |
| 5 - | 2:00.151 | |
| 82 | Alex CHILDS | Lancia Fulvia Sport |
| 1 - | X:00.000 | 6 - 2:04.821 |
| 2 - | 2:18.632 | 7 - 2:04.954 |
| 3 - | 2:09.450 | 8 - 2:07.268 |
| 4 - | 2:04.570 | |
| 5 - | 2:03.060 | |
| 84 | Carl OLDFIELD | Lancia Fulvia |
| 1 - | X:00.000 | 6 - 2:18.190 |
| 2 - | 2:26.773 | 7 - 2:23.662 |
| 3 - | 2:23.580 | |
| 4 - | 2:23.282 | |
| 5 - | 2:28.362 | |
| 88 | Mark BOWN | TVR 3000M |
| 1 - | X:00.000 | 6 - 1:54.403 |
| 2 - | 2:14.628 | 7 - 1:54.186 |
| 3 - | 1:59.405 | 8 - 1:55.121 |
| 4 - | 1:58.107 | |
| 5 - | 1:54.944 | |

TR = Transponder Not Working

Weather/Track: Cloudy /Dry

These results are provisional until the conclusion of any judicial and technical matters.

www.mstworld.com

Page 4 of 4

Cadwell Park


Circuit Length = 2.1870 miles.

Start: 11:55 End: 12:10

Printed - 12:14 Sunday, 19 April 2009

HSCC 70's Road Sports Championship

GRID FOR RACE 8 - Cadwell Park - 19 April 2009

| | | | | |
|---|----|---------------|----|-------------|
| ROW 12 | 84 | OLDFIELD | 6 | HEAD |
| ROW 11 | 58 | BARTER | 4 | RORRISON |
| ROW 10 | 82 | CHILDS | 76 | ERWIN |
| ROW 9 | 81 | DOBSON | 80 | LANE |
| ROW 8 | 44 | HARPER | 47 | ASLETT |
| ROW 7 | 23 | MORTON | 57 | OLDFIELD |
| ROW 6 | 88 | BOWN | 26 | STAFFORD |
| ROW 5 | 29 | BRIGGS | 65 | COOKE |
| ROW 4 | 61 | CLARK-BAGNALL | 1 | JACOBS |
| ROW 3 | 37 | SADLER | 31 | BENNETT |
| ROW 2 | 42 | BRAITHWAITE | 34 | STOCKBRIDGE |
| ROW 1 | 24 | BARTER | 9 | BARTER |
| POLE | | | | |
|  | | | | |

TR = Transponder Not Working

Weather/Track: Cloudy /Dry

These results are provisional until the conclusion of any judicial and technical matters.

Cadwell Park

Circuit Length = 2.1870 miles.

Start: 11:55 End: 12:10

Clerk of the Course:

Timekeeper: