



Historic Formula 2

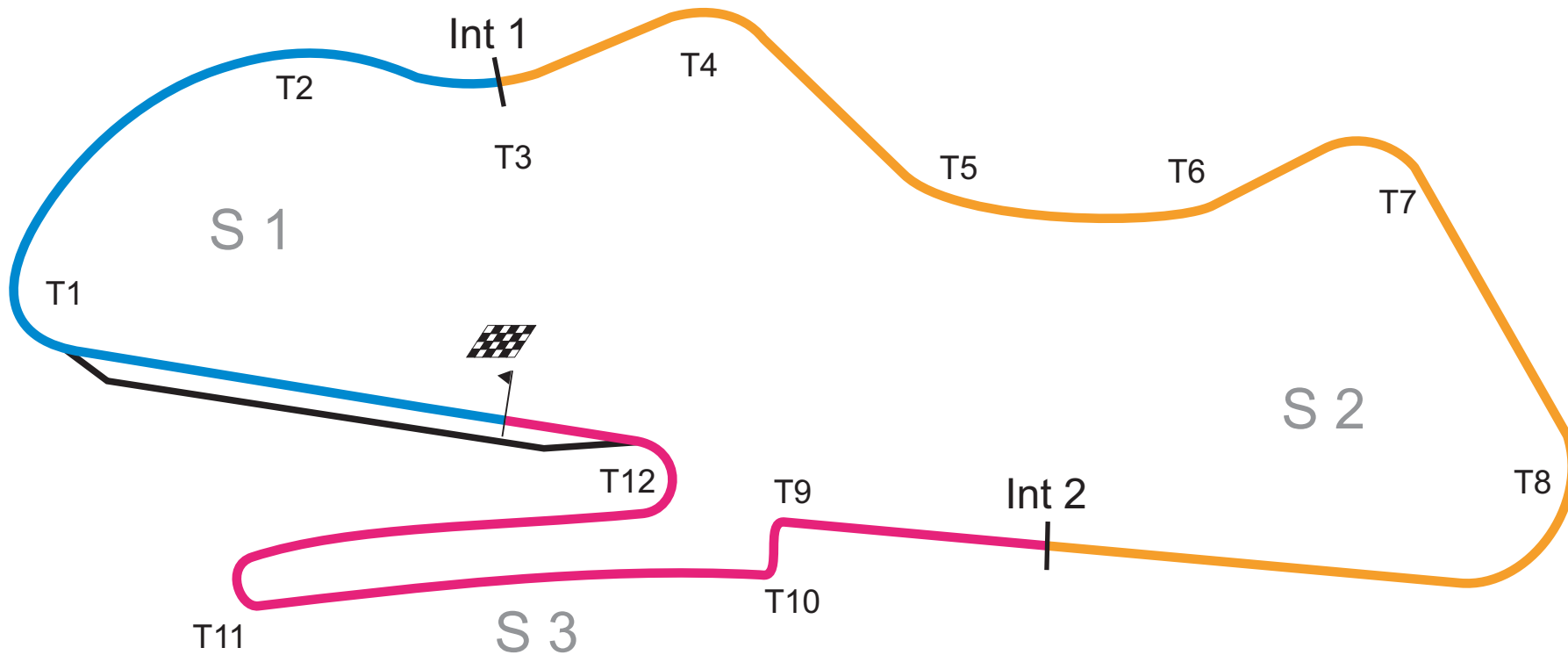
Donington Park
15th – 16th August 2009



Timing and Results by MST SYSTEMS Ltd
www.mstworld.com



Donington - Rounds 9 & 10 15-16 August 2009



- ▲ Start line
- ▣ Finish & Timing "Line"
- Start Line Offset - 0,060 Km
- Int 1 = @ 0,950 Km
- Int 2 = @ 2,650 Km
- Circuit Centerline 4,023 Km
- Pit Out @ 0,236 Km
- T = Number of Turn S = Sector

HSCC Historic Formula 2

QUALIFYING FOR RACE 2 and 8 - AMENDED

POS	NO	CL	NAME	NAT	ENTRY	TIME	LAPS	GAP	KPH
1	12	C	Peter MEYRICK	GBR	March 782	1:31.498	12		158.28
2	2	C	Matthew WATTS	GBR	March 772	1:31.525	10	0.027	158.23
3	35	C	Sean WALKER	GBR	March 782	1:31.629	11	0.131	158.05
4	21	C	Philip HARPER	FRA	Ralt RT1	1:32.360	12	0.862	156.80
5	42	C	David GATHERCOLE	GBR	Chevron B25	1:33.061	11	1.563	155.62
6	34	A	Martin STRETTON	GBR	March 712M	1:33.271	10	1.773	155.27
7	1	C	Bo WARMENIUS	SWE	March 772	1:33.468	10	1.970	154.94
8	11	C	Hans PETER	SUI	Ralt RT1	1:33.487	12	1.989	154.91
9	18	C	Robert SHAW	GBR	Chevron B42	1:34.388	10	2.890	153.43
10	46	C	Steve MAXTED	GBR	Lola T360	1:34.653	12	3.155	153.00
11	50	A	Paul BASON	GBR	March 712	1:37.421	12	5.923	148.66
12	48	A	Tim BARRINGTON	GBR	Lola T240	1:37.918	7	6.420	147.90
13	24	A	Ian GRAY	GBR	Brabham BT30	1:38.371	12	6.873	147.22
14	53	C	Mike BARNBY	GBR	Modus M7	1:38.597	10	7.099	146.88
15	43	A	Walter NEF	SUI	March 712M	1:39.919	12	8.421	144.94
16	5	A	Roger BEVAN	GBR	Lotus 69	1:40.054	12	8.556	144.75
17	7	B	Chris SHARPLES	GBR	Chevron B29	1:40.287	12	8.789	144.41
18	74	B	James LEDAMUN	GBR	Ralt RT1	1:41.943	12	10.445	142.06
19	72	B	Pelle SVENSSON	SWE	March 75B	1:42.370	12	10.872	141.47
20	47	D	John MOULDS	GBR	Brabham BT23	1:43.161	9	11.663	140.39
21	22	A	Alain LAGACHE	FRA	March 712M	1:43.353	10	11.855	140.12
22	37	A	Lincoln SMALL	GBR	Brabham BT30	1:46.775	11	15.277	135.63
23	32	B	Nicholas OVERALL	GBR	Brabham BT35	1:47.842	11	16.344	134.29

Car 12 name change.

Weather/Track: Cloud / Dry

These results are provisional until the conclusion of any judicial and technical matters.

Donington Park

Circuit Length = 4.0230 km.

Start: 11:03 End: 11:23

Clerk of Course:	Stewards:	Timekeeper:
------------------	-----------	-------------

HSCC Historic Formula 2 Practice - Sector Analysis Report

Lap S1 Time S1 Spd S2 Time S2 Spd S3 Time S3 Spd Lap Time Pit Lap S1 Time S1 Spd S2 Time S2 Spd S3 Time S3 Spd Lap Time Pit

1 WARMENIUS				SWE			March 772			C	
1				99:99.999		7	20.032	205.3	36.294	37.318	1:33.644
2	21.775	178.5	38.477	39.099	1:39.351	8	20.083	206.1	36.153	37.232	1:33.468
3	21.468	193.5	38.261	38.313	1:38.042	9	24.373	140.8	47.991	49.616	2:01.980
4	20.396	199.2	38.583	38.317	1:37.296	10	28.283	125.7	51.037	55.989	2:15.309 Pit
5	20.662	184.3	38.458	38.174	1:37.294						
6	20.230	201.4	36.750	37.523	1:34.503						

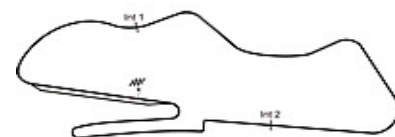
2 WATTS				GBR			March 772			C	
1				99:99.999		7	19.240	204.5	36.434	37.375	1:33.049
2	20.258	194.9	36.745	37.661	1:34.664	8	19.583	210.1	35.301	36.698	1:31.582
3	19.711	206.5	38.066	36.896	1:34.673	9	19.669	208.8	36.383	36.924	1:32.976
4	19.959	201.1	36.890	38.176	1:35.025	10	19.274	212.5	38.178	45.820	1:43.272 Pit
5	19.526	208.0	35.376	36.623	1:31.525						
6	19.492	210.9	35.622	37.333	1:32.447						

5 BEVAN				GBR			Lotus 69			A	
1				99:99.999		8	21.675	187.5	39.309	39.720	1:40.704
2	22.872	177.9	43.018	40.946	1:46.836	9	21.827	185.8	40.928	39.336	1:42.091
3	22.855	176.4	40.907	41.900	1:45.662	10	21.553	178.2	41.018	39.506	1:42.077
4	22.399	164.1	45.611	40.702	1:48.712	11	21.462	183.3	39.250	39.394	1:40.106
5	21.627	184.9	41.732	41.883	1:45.242	12	21.242	184.9	39.515	39.297	1:40.054
6	22.145	178.5	40.403	41.034	1:43.582						
7	22.284	183.9	40.635	39.599	1:42.518						

7 SHARPLES				GBR			Chevron B29			B	
1				99:99.999		8	21.637	193.2	39.389	41.054	1:42.080
2	24.280	165.8	41.306	44.717	1:50.303	9	23.098	193.2	40.528	40.153	1:43.779
3	22.387	182.1	43.061	41.354	1:46.802	10	21.303	194.5	40.426	40.201	1:41.930
4	22.782	188.4	39.881	41.306	1:43.969	11	21.480	195.6	38.589	40.218	1:40.287
5	22.126	186.2	40.491	41.552	1:44.169	12	21.362	194.5	38.316	40.819	1:40.497
6	21.780	191.1	39.663	40.352	1:41.795						
7	21.776	189.1	39.334	40.258	1:41.368						

11 PETER				SUI			Ralt RT1			C	
1				99:99.999		8	20.232	204.5	36.510	37.858	1:34.600
2	21.565	183.3	37.597	38.827	1:37.989	9	19.746	208.4	36.155	37.586	1:33.487
3	19.885	200.3	37.090	37.717	1:34.692	10	21.534	180.0	37.505	37.800	1:36.839
4	19.938	193.5	39.663	38.064	1:37.665	11	20.834	190.8	37.461	38.635	1:36.930
5	20.168	200.0	36.642	37.794	1:34.604	12	19.904	199.2	41.642	52.258	1:53.804 Pit
6	19.860	209.7	37.103	38.463	1:35.426						
7	19.933	196.0	37.446	38.615	1:35.994						

12 MEYRICK				GBR			March 782			C	
1				99:99.999		8					1:42.632
2				1:35.985		9					1:32.647
3				1:34.496		10					1:33.663
4				1:31.498		11					1:33.173
5				1:32.017		12					1:33.961
6				1:36.165 Pit							
7				2:51.494							



Weather/Track : Cloudy / Dry

Circuit Length - 4.023 kilometres
Donington Park
Donington

HSCC Historic Formula 2 Practice - Sector Analysis Report

Lap S1 Time S1 Spd S2 Time S2 Spd S3 Time S3 Spd Lap Time Pit Lap S1 Time S1 Spd S2 Time S2 Spd S3 Time S3 Spd Lap Time Pit

18 SHAW				GBR Chevron B42				C		
1				99:99.999	7	2:31.736	182.4	38.616	38.523	3:48.875
2				1:36.694	8	20.494	216.0	37.914	40.040	1:38.448
3				1:36.795	9	21.341	194.2	37.603	37.985	1:36.929
4				1:34.388	10	20.605	202.6	36.911	37.156	1:34.672
5				1:34.510						
6	20.578	214.7	36.527	42.690	1:39.795	Pit				

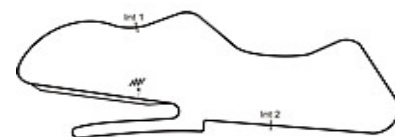
21 HARPER				FRA Ralt RT1				C		
1	146.5	48.282	43.078	99:99.999	8	19.751	209.3	37.216	36.681	1:33.648
2	22.846	192.1	39.893	1:42.027	9	19.660	213.0	35.854	36.846	1:32.360
3	20.882	192.8	38.143	38.111	10	19.677	210.5	36.058	37.191	1:32.926
4	20.049	202.6	36.718	37.476	11	20.019	190.8	43.295	43.615	1:46.929
5	20.277	181.5	38.196	37.965	12	20.029	210.5	36.210	36.983	1:33.222
6	21.029	207.6	36.278	37.011						
7	19.617	206.1	35.531	37.597	1:32.745					

22 LAGACHE				FRA March 712M				A			
1	142.4	46.369	43.091	99:99.999	7	22.733	171.7	41.332	41.502	1:45.567	
2	23.351	168.7	42.642	42.141	1:48.134	8	22.663	173.0	40.684	40.006	1:43.353
3	22.689	176.1	41.652	41.798	1:46.139	9	24.362	158.8	42.666	1:20.216	2:27.244
4	23.335	161.6	41.286	41.756	1:46.377	10	26.967	155.3	45.623	44.427	1:57.017
5	23.572	172.8	41.534	42.279	1:47.385						
6	24.181	145.1	43.053	40.876	1:48.110						

24 GRAY				GBR Brabham BT30				A			
1				99:99.999	8	22.455	186.5	39.142	39.846	1:41.443	
2	23.337	175.6	42.147	42.603	1:48.087	9	21.891	192.1	38.618	39.684	1:40.193
3	22.271	180.3	40.653	40.872	1:43.796	10	21.086	197.4	38.157	39.128	1:38.371
4	21.936	188.1	39.406	40.419	1:41.761	11	21.832	184.3	38.800	39.647	1:40.279
5	21.631	191.1	38.742	40.380	1:40.753	12	21.352	194.9	38.235	39.471	1:39.058
6	21.738	192.5	38.721	40.258	1:40.717						
7	21.561	179.7	38.367	39.591	1:39.519						

32 OVERALL				GBR Brabham BT35				B			
1				99:99.999	7	23.182	159.7	44.116	43.731	1:51.029	
2				2:05.489	8	23.561	166.6	42.357	44.068	1:49.986	
3				1:55.535	9	23.308	163.8	44.526	43.325	1:51.159	
4		1:08.585		1:53.730	10	23.068	168.2	42.564	42.962	1:48.594	
5	23.635	165.3	43.400	45.512	1:52.547	11	23.483	170.0	42.426	41.933	1:47.842
6	24.332	160.9	45.694	44.239	1:54.265						

34 STRETTON				GBR March 712M				A			
1	102.1	49.747	46.446	99:99.999	7	20.172	216.8	36.343	37.159	1:33.674	
2	23.852	157.8	43.535	40.796	1:48.183	8	20.234	214.7	36.408	36.867	1:33.509
3	20.250	215.1	36.866	37.725	1:34.841	9	20.237	216.0	36.296	36.738	1:33.271
4	20.292	218.6	36.565	37.230	1:34.087	10	20.852	216.8	37.517	39.252	1:37.621
5	22.786	153.6	43.813	46.562	1:53.161	Pit					
6	4:15.300	216.8	36.954	37.086	5:29.340						



Weather/Track : Cloudy / Dry

Circuit Length - 4.023 kilometres
Donington Park
Donington

HSCC Historic Formula 2 Practice - Sector Analysis Report

Lap S1 Time S1 Spd S2 Time S2 Spd S3 Time S3 Spd Lap Time Pit Lap S1 Time S1 Spd S2 Time S2 Spd S3 Time S3 Spd Lap Time Pit

35 WALKER				GBR March 782				C	
1				99:99.999	7	20.578 188.4	37.484	36.934	1:34.996
2				1:35.848	8	19.672 204.9	35.596	36.705	1:31.973
3				1:33.047	9	19.670 207.2	36.089	36.808	1:32.567
4				1:40.825 Pit	10	19.493 207.6	42.320	45.436	1:47.249
5	3:05.384 189.4	36.782	38.038	4:20.204	11	19.682 205.3	35.515	36.432	1:31.629
6	20.096 199.2	35.996	37.117	1:33.209					

37 SMALL				GBR Brabham BT30				A	
1				99:99.999	7	24.595 167.1	43.120	45.321	1:53.036
2				2:05.230	8	23.035 181.5	42.165	44.345	1:49.545
3				1:55.043	9	23.288 179.1	43.059	43.707	1:50.054
4				1:54.919	10	22.223 191.1	41.482	43.070	1:46.775
5		1:07.164		1:52.578	11	22.487 182.1	41.954	43.412	1:47.853
6	23.977 170.3	43.866	44.758	1:52.601					

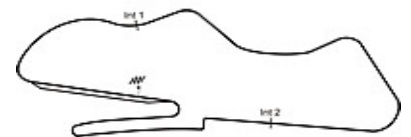
42 GATHERCOLE				GBR Chevron B25				C	
1				99:99.999	7	19.800 208.8	36.795	36.735	1:33.330
2				1:38.669	8	19.825 208.8	36.410	36.826	1:33.061
3				1:37.105	9	19.842 210.1	37.034	37.039	1:33.915
4				1:35.714	10	19.879 200.3	38.119	37.254	1:35.252
5	19.946 210.5	36.299	37.142	1:33.387	11	19.944 196.3	37.715	50.726	1:48.385 Pit
6	19.887 208.8	36.913	37.027	1:33.827					

43 NEF				SUI March 712M				A	
1				99:99.999	8	21.417 192.8	39.486	39.016	1:39.919
2	24.042 177.3	40.257	39.652	1:43.951	9	21.961 175.8	39.033	39.521	1:40.515
3	22.816 175.8	42.636	40.609	1:46.061	10	21.704 184.3	39.865	40.575	1:42.144
4	22.054 184.6	39.465	39.111	1:40.630	11	21.861 174.4	40.026	39.923	1:41.810
5	21.900 179.1	40.121	40.652	1:42.673	12	21.669 185.5	39.358	39.093	1:40.120
6	22.128 182.4	39.267	38.950	1:40.345					
7	22.036 180.6	39.535	39.446	1:41.017					

46 MAXTED				GBR Lola T360				C		
1		158.3	44.888	41.787	99:99.999	8	20.175 202.6	37.985	38.119	1:36.279
2		21.671 191.1	38.811	38.733	1:39.215	9	20.151 181.8	37.472	38.270	1:35.893
3		20.374 203.3	37.866	38.083	1:36.323	10	20.013 209.7	37.152	38.364	1:35.529
4		20.001 213.0	38.555	39.116	1:37.672	11	20.155 213.0	37.098	37.918	1:35.171
5		20.363 200.0	38.701	38.680	1:37.744	12	20.093 205.3	36.690	37.870	1:34.653
6		21.815 197.0	37.278	39.472	1:38.565					
7		21.535 169.0	38.684	38.667	1:38.886					

47 MOULDS				GBR Brabham BT23				D	
1				99:99.999	6	21.976 171.1	40.577	41.723	1:44.276
2	24.629 160.7	44.799	43.602	1:53.030	7	21.955 170.0	41.712	43.572	1:47.239
3	22.974 169.2	41.893	42.564	1:47.431	8	22.534 169.8	39.978	40.649	1:43.161
4	22.938 178.8	40.789	41.500	1:45.227	9	23.624 153.6	45.092	56.081	2:04.797 Pit
5	22.327 175.3	40.105	41.183	1:43.615					

48 BARRINGTON				GBR Lola T240				A	
1				99:99.999	5	20.895 204.5	37.810	39.213	1:37.918
2	24.340 166.4	41.040	40.279	1:45.659	6	21.021 203.0	37.532	39.571	1:38.124
3	21.600 194.9	38.716	39.414	1:39.730	7	21.711 203.3	38.067	46.954	1:46.732 Pit
4	21.147 198.8	39.349	39.207	1:39.703					



Circuit Length - 4.023 kilometres
Donington Park
Donington

Weather/Track : Cloudy / Dry

HSCC Historic Formula 2 Practice - Sector Analysis Report

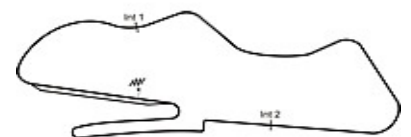
Lap S1 Time S1 Spd S2 Time S2 Spd S3 Time S3 Spd Lap Time Pit Lap S1 Time S1 Spd S2 Time S2 Spd S3 Time S3 Spd Lap Time Pit

50 BASON				GBR March 712				A			
1				99:99.999	8	21.146	202.6	38.208	41.099	1:40.453	
2				1:44.841	9	21.290	198.8	39.250	40.711	1:41.251	
3				1:42.404	10	21.567	190.1	39.836	41.029	1:42.432	
4				1:42.569	11	21.162	200.3	38.031	39.153	1:38.346	
5	21.369	197.8	38.530	39.938	12	20.907	202.2	37.653	38.861	1:37.421	
6	21.900	188.1	39.171	40.870							
7	22.803	175.8	39.875	39.669							

53 BARNBY				GBR Modus M7				C			
1				99:99.999	7	21.643	185.2	39.107	39.925	1:40.675	
2	25.260	158.3	46.328	42.389	8	21.063	189.8	40.677	40.056	1:41.796	
3	22.416	167.9	43.450	48.624	9	20.805	190.1	39.063	38.729	1:38.597	
4	2:56.589	166.4	40.920	42.037	10	21.784	190.4	38.862	39.475	1:40.121	
5	22.479	164.3	41.929	39.966							
6	21.763	180.3	41.081	40.042							

72 SVENSSON				SWE March 75B				B			
1				99:99.999	8	22.034	188.4	40.631	40.948	1:43.613	
2	25.455	152.3	45.277	42.625	9	22.071	191.4	39.788	40.511	1:42.370	
3	23.728	160.0	44.019	41.542	10	21.936	187.5	39.869	40.645	1:42.450	
4	24.618	172.5	41.913	41.526	11	22.227	180.3	39.821	41.430	1:43.478	
5	22.796	180.6	40.841	41.414	12	21.927	195.6	40.336	40.868	1:43.131	
6	22.652	170.3	40.814	41.204							
7	22.283	182.4	40.293	40.627							

74 LEDAMUN				GBR Ralt RT1				B			
1				99:99.999	8	21.891	188.1	42.292	42.189	1:46.372	
2	22.835	182.1	40.134	41.216	9	21.950	195.6	39.771	40.222	1:41.943	
3	22.431	196.3	40.973	41.467	10	21.911	198.1	40.599	43.829	1:46.339	
4	21.827	195.2	39.263	40.870	11	22.000	197.8	39.731	40.283	1:42.014	
5	21.790	198.1	39.317	1:00.322	12	21.860	200.3	38.709	59.411	1:59.980	
6	22.883	196.0	40.907	42.366							
7	21.999	200.7	38.937	42.869							



Circuit Length - 4.023 kilometres
Donington Park
Donington

Weather/Track : Cloudy / Dry

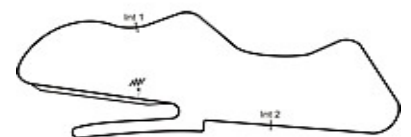
HSCC Historic Formula 2

Practice - Best Sector Speeds Report

POS	SECTOR 1			SECTOR 2		SECTOR 3						
	NO	NAME	SPEED	LAP	NO	SPEED	TRAP	AVAILABLE	NO	NAME	SPEED	LAP
1	34	STRETTON	218.6	4								
2	18	SHAW	216.0	8								
3	21	HARPER	213.0	9								
4	46	MAXTED	213.0	4								
5	2	WATTS	212.5	10								
6	42	GATHERCOLE	210.5	5								
7	11	PETER	209.7	6								
8	35	WALKER	207.6	10								
9	1	WARMENIUS	206.1	8								
10	48	BARRINGTON	204.5	5								
11	50	BASON	202.6	8								
12	74	LEDAMUN	200.7	7								
13	24	GRAY	197.4	10								
14	7	SHARPLES	195.6	11								
15	72	SVENSSON	195.6	12								
16	43	NEF	192.8	8								
17	37	SMALL	191.1	10								
18	53	BARNBY	190.4	10								
19	5	BEVAN	187.5	8								
20	47	MOULDS	178.8	4								
21	22	LAGACHE	176.1	3								
22	32	OVERALL	170.0	11								



Weather/Track : Cloudy / Dry



Circuit Length - 4.023 kilometres
Donington Park
Donington

HSCC Historic Formula 2

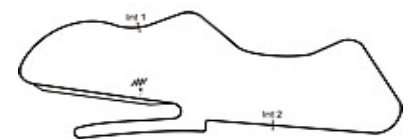
Practice - Best Sector Times Report

POS	NO	SECTOR 1		SECTOR 2		SECTOR 3		IDEAL/BEST LAP COMPARISON							
		TIME	LAP	NO	TIME	LAP	NO	TIME	LAP	NO	NAME	IDEAL	BEST	LAP	DIFF
1	2	19.240	7	2	35.301	8	35	36.432	11	2	WATTS	1:31.164	1:31.525	5	+ 0.361
2	35	19.493	10	35	35.515	11	2	36.623	5	35	WALKER	1:31.440	1:31.629	11	+ 0.189
3	21	19.617	7	21	35.531	7	21	36.681	8	21	HARPER	1:31.829	1:32.360	9	+ 0.531
4	11	19.746	9	1	36.153	8	42	36.735	7	42	GATHERCOL	1:32.834	1:33.061	8	+ 0.227
5	42	19.800	7	11	36.155	9	34	36.738	9	34	STRETTON	1:33.206	1:33.271	9	+ 0.065
6	46	20.001	4	34	36.296	9	18	37.156	10	1	WARMENIU	1:33.417	1:33.468	8	+ 0.051
7	1	20.032	7	42	36.299	5	1	37.232	8	11	PETER	1:33.487	1:33.487	9	+ 0.000
8	34	20.172	7	18	36.527	6	11	37.586	9	18	SHAW	1:34.177	1:34.388	4	+ 0.211
9	18	20.494	8	46	36.690	12	46	37.870	12	46	MAXTED	1:34.561	1:34.653	12	+ 0.092
10	53	20.805	9	48	37.532	6	53	38.729	9	50	BASON	1:37.421	1:37.421	12	+ 0.000
11	48	20.895	5	50	37.653	12	50	38.861	12	48	BARRINGTO	1:37.634	1:37.918	5	+ 0.284
12	50	20.907	12	24	38.157	10	43	38.950	6	24	GRAY	1:38.371	1:38.371	10	+ 0.000
13	24	21.086	10	7	38.316	12	24	39.128	10	53	BARNBY	1:38.396	1:38.597	9	+ 0.201
14	5	21.242	12	74	38.709	12	48	39.207	4	43	NEF	1:39.400	1:39.919	8	+ 0.519
15	7	21.303	10	53	38.862	10	5	39.297	12	7	SHARPLES	1:39.772	1:40.287	11	+ 0.515
16	43	21.417	8	43	39.033	9	22	40.006	8	5	BEVAN	1:39.789	1:40.054	12	+ 0.265
17	74	21.790	5	5	39.250	11	7	40.153	9	74	LEDAMUN	1:40.721	1:41.943	9	+ 1.222
18	72	21.927	12	72	39.788	9	74	40.222	9	72	SVENSSON	1:42.226	1:42.370	9	+ 0.144
19	47	21.955	7	47	39.978	8	72	40.511	9	47	MOULDS	1:42.582	1:43.161	8	+ 0.579
20	37	22.223	10	22	40.684	8	47	40.649	8	22	LAGACHE	1:43.353	1:43.353	8	+ 0.000
21	22	22.663	8	37	41.482	10	32	41.933	11	37	SMALL	1:46.775	1:46.775	10	+ 0.000
22	32	23.068	10	32	42.357	8	37	43.070	10	32	OVERALL	1:47.358	1:47.842	11	+ 0.484

'Perfect Lap' - 1:30.973




Weather/Track : Cloudy / Dry



Circuit Length - 4.023 kilometres
Donington Park
Donington

HSCC Historic Formula 2 GRID FOR RACE 2 and 8

ROW 12	32	OVERALL	37	SMALL
ROW 11	22	LAGACHE	47	MOULDS
ROW 10	72	SVENSSON	74	LEDAMUN
ROW 9	7	SHARPLES	5	BEVAN
ROW 8	43	NEF	53	BARNBY
ROW 7	24	GRAY	48	BARRINGTON
ROW 6	50	BASON	46	MAXTED
ROW 5	18	SHAW	11	PETER
ROW 4	1	WARMENIUS	34	STRETTON
ROW 3	42	GATHERCOLE	21	HARPER
ROW 2	35	WALKER	2	WATTS
ROW 1	12	MEYRICK		
		POLE		



Weather/Track: Cloud / Dry

These results are provisional until the conclusion of any judicial and technical matters.

Donington Park
Circuit Length = 4.0230 km.
Start: 11:03 End: 11:23

Clerk of Course:	Stewards:	Timekeeper:
------------------	-----------	-------------

HSCC Historic Formula 2 RACE 8 CLASSIFICATION

POS	NO	CL	NAME	NAT	ENTRY	TIME	LAPS	GAP	KPH	BEST
1	2	C	Matthew WATTS	GBR	March 772	20:05.268	13		156.03	1:30.948
2	21	C	Philip HARPER	FRA	Ralt RT1	20:07.366	13	2.098	155.76	1:31.503
3	34	A	Martin STRETTON	GBR	March 712M	20:17.447	13	12.179	154.47	1:32.465
4	11	C	Hans PETER	SUI	Ralt RT1	20:29.647	13	24.379	152.93	1:33.129
5	1	C	Bo WARMENIUS	SWE	March 772	20:30.902	13	25.634	152.78	1:33.001
6	46	C	Steve MAXTED	GBR	Lola T360	20:56.758	13	51.490	149.63	1:34.010
7	18	C	Robert SHAW	GBR	Chevron B42	21:22.451	13	1:17.183	146.64	1:33.926
8	50	A	Paul BASON	GBR	March 712	21:32.247	13	1:26.979	145.53	1:37.959
9	48	A	Tim BARRINGTON	GBR	Lola T240	21:33.145	13	1:27.877	145.42	1:37.726
10	24	A	Ian GRAY	GBR	Brabham BT30	20:07.205	12	1 LAP	143.78	1:38.560
11	7	B	Chris SHARPLES	GBR	Chevron B29	20:08.707	12	1 LAP	143.60	1:38.451
12	43	A	Walter NEF	SUI	March 712M	20:20.964	12	1 LAP	142.16	1:39.491
13	53	C	Mike BARNBY	GBR	Modus M7	20:31.648	12	1 LAP	140.93	1:37.983
14	47	D	John MOULDS	GBR	Brabham BT23	20:40.350	12	1 LAP	139.94	1:40.520
15	72	B	Pelle SVENSSON	SWE	March 75B	21:03.446	12	1 LAP	137.38	1:41.196
16	22	A	Alain LAGACHE	FRA	March 712M	20:07.998	11	2 LAPS	131.70	1:40.722

NOT CLASSIFIED

37	A	Lincoln SMALL	GBR	Brabham BT30	14:59.487	8	D.N.F.	128.56	1:47.489
42	C	David GATHERCOLE	GBR	Chevron B25	9:32.059	6	D.N.F.	151.52	1:32.135
32	B	Nicholas OVERALL	GBR	Brabham BT35	11:36.174	5	D.N.F.	103.70	1:52.676
74	B	James LEDAMUN	GBR	Ralt RT1	6:55.409	4	D.N.F.	138.93	1:39.456
12	C	Peter MEYRICK	GBR	March 782	1:36.355	1	D.N.F.	148.06	1:36.355

FASTEST LAP

2	C	Matthew WATTS		March 772	1:30.948	11	159.24kph	98.94mph
34	A	Martin STRETTON		March 712M	1:32.465	9	156.63kph	97.32mph
7	B	Chris SHARPLES		Chevron B29	1:38.451	11	147.10kph	91.40mph
47	D	John MOULDS		Brabham BT23	1:40.520	7	144.07kph	89.52mph

Weather/Track: Bright / Dry

These results are provisional until the conclusion of any judicial and technical matters.

Donington Park
Circuit Length = 4.0230 km.
Start: 13:31 End: 13:51

Clerk of Course:	Stewards:	Timekeeper:
------------------	-----------	-------------

HSCC Historic Formula 2

Race - Sector Analysis Report

Lap S1 Time S1 Spd S2 Time S2 Spd S3 Time S3 Spd Lap Time Pit Lap S1 Time S1 Spd S2 Time S2 Spd S3 Time S3 Spd Lap Time Pit

1 WARMENIUS				SWE			March 772			C		
1	24.982	190.4		1:15.342	184.0	1:40.324	8	20.065	210.5	1:15.362	183.0	1:35.427
2	20.368	211.7		1:14.564	184.0	1:34.932	9	19.989	213.0	1:15.596	184.0	1:35.585
3	20.048	214.7		1:13.693	184.0	1:33.741	10	19.999	216.4	1:14.213	184.0	1:34.212
4	20.025	210.1		1:14.470	183.0	1:34.495	11	19.895	217.7	1:13.924	182.0	1:33.819
5	20.018	213.0		1:13.745	185.1	1:33.763	12	19.936	222.2	1:13.065	185.1	1:33.001
6	20.034	222.6		1:13.597	187.2	1:33.631	13	20.293	221.3	1:13.672	166.1	1:33.965
7	20.020	218.1		1:13.987	182.0	1:34.007						

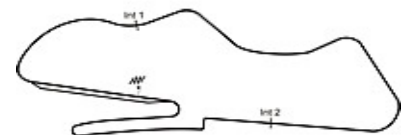
2 WATTS				GBR			March 772			C		
1	24.129	192.5		1:14.977	192.8	1:39.106	8	19.511	208.4	1:12.200	192.8	1:31.711
2	20.014	211.7		1:12.894	191.7	1:32.908	9	19.761	197.8	1:11.921	194.0	1:31.682
3	20.218	207.2		1:12.864	195.1	1:33.082	10	19.538	211.3	1:11.941	196.3	1:31.479
4	19.834	206.5		1:12.734	192.8	1:32.568	11	19.592	208.0	1:11.356	195.1	1:30.948
5	19.534	213.4		1:12.456	194.0	1:31.990	12	19.766	200.3	1:11.942	194.0	1:31.708
6	19.944	206.8		1:11.849	196.3	1:31.793	13	19.901	200.0	1:13.933	171.4	1:33.834
7	19.600	211.3		1:12.859	194.0	1:32.459						

7 SHARPLES				GBR			Chevron B29			B		
1	28.729	173.0	40.195	41.823	173.2	1:50.747	8	21.251	201.1	1:17.351	174.1	1:38.602
2	21.522	193.5		1:19.974	177.0	1:41.496	9	21.227	199.2	1:17.292	172.3	1:38.519
3	22.667	173.3	40.783	39.312	175.1	1:42.762	10	21.151	198.5	1:17.309	174.1	1:38.460
4	21.390	197.0	39.960	40.280	173.2	1:41.630	11	21.285	197.8	1:17.166	175.1	1:38.451
5	21.743	200.3	38.248	39.577	171.4	1:39.568	12	21.449	189.8	1:19.489	173.2	1:40.938
6	21.308	201.8		1:17.337	170.5	1:38.645						
7	21.368	204.9	37.911	39.610	174.1	1:38.889						

11 PETER				SUI			Ralt RT1			C		
1	25.314	193.2		1:16.453	188.3	1:41.767	8	19.856	208.4	1:13.996	189.4	1:33.852
2	20.077	202.6		1:14.895	189.4	1:34.972	9	19.869	187.5	1:15.767	186.2	1:35.636
3	19.875	211.7		1:13.929	189.4	1:33.804	10	19.842	215.1	1:14.352	190.5	1:34.194
4	19.984	208.0		1:14.281	190.5	1:34.265	11	19.829	203.0	1:14.222	190.5	1:34.051
5	20.087	209.3		1:13.042	185.1	1:33.129	12	19.694	206.1	1:13.693	191.7	1:33.387
6	19.753	212.1		1:13.875	192.8	1:33.628	13	19.779	208.0	1:13.359	186.2	1:33.138
7	19.719	210.1		1:14.105	190.5	1:33.824						

12 MEYRICK				GBR			March 782			C		
1	23.364	206.1		1:12.991	183.0	1:36.355						

18 SHAW				GBR			Chevron B42			C		
1	26.357	196.3	38.290	39.079	181.0	1:43.726	8	20.570	204.9	1:14.490	179.0	1:35.060
2	20.619	211.7	37.056	37.987	179.0	1:35.662	9	20.239	212.5	1:15.866	183.0	1:36.105
3	20.390	216.4	36.481	37.363	182.0	1:34.234	10	20.736	210.9	1:16.095	178.0	1:36.831
4	20.150	214.2	36.623	37.153	184.0	1:33.926	11	20.378	210.9	1:14.919	183.0	1:35.297
5	20.147	217.3	36.698	37.906	182.0	1:34.751	12	20.485	205.7	1:15.676	182.0	1:36.161
6	19.990	220.4	1:07.554	38.513	180.0	2:06.057	13	20.337	202.6	1:18.140	162.0	1:38.477
7	20.641	208.8	37.595	37.928	181.0	1:36.164						



Weather/Track : Bright / Dry

Circuit Length - 4.023 kilometres
Donington Park
Donington

HSCC Historic Formula 2

Race - Sector Analysis Report

Lap S1 Time S1 Spd S2 Time S2 Spd S3 Time S3 Spd Lap Time Pit Lap S1 Time S1 Spd S2 Time S2 Spd S3 Time S3 Spd Lap Time Pit

21 HARPER				FRA			Ralt RT1			C		
1	24.491	205.7	36.508	37.374	194.0	1:38.373	8	19.390	209.3	1:12.131	190.5	1:31.521
2	19.606	215.5	35.973	37.821	194.0	1:33.400	9	19.443	213.4	1:12.060	194.0	1:31.503
3	20.204	207.6	35.767	37.039	190.5	1:33.010	10	19.438	216.8	1:12.194	194.0	1:31.632
4	19.897	210.5	35.770	37.596	190.5	1:33.263	11	19.560	210.5	1:11.969	190.5	1:31.529
5	19.637	214.7	35.537	36.997	192.8	1:32.171	12	19.779	196.0	1:13.113	192.8	1:32.892
6	20.153	206.5	36.271	36.952	195.1	1:33.376	13	19.660	208.0	1:13.006	190.5	1:32.666
7	19.335	216.4	35.912	36.783	191.7	1:32.030						

22 LAGACHE				FRA			March 712M			A		
1	31.771	161.9		1:22.144	176.0	1:53.915	7	21.512	183.6	1:19.210	175.1	1:40.722
2	22.481	182.4		1:21.569	174.1	1:44.050	8	21.903	184.6	1:20.610	176.0	1:42.513
3	21.980	179.4		1:20.847	178.0	1:42.827	9	21.894	185.2	1:20.377	175.1	1:42.271
4	22.003	179.7		1:19.303	175.1	1:41.306	10	21.652	186.5	1:19.158	173.2	1:40.810
5	21.687	189.1		1:46.533	112.8	2:08.220	11	22.087	180.0	2:03.406	133.8	2:25.493
6	23.820	175.3		1:22.051	180.0	1:45.871						

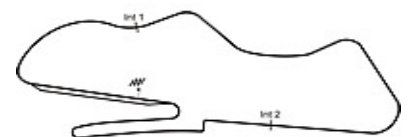
24 GRAY				GBR			Brabham BT30			A		
1	28.280	174.1	40.498	40.278	171.4	1:49.056	8	21.348	193.2	1:17.734	168.7	1:39.082
2	21.574	188.4	41.220	39.936	173.2	1:42.730	9	21.367	194.5	1:17.231	168.7	1:38.598
3	22.117	187.8	39.337	40.155	167.8	1:41.609	10	21.488	190.4	1:17.660	169.6	1:39.148
4	21.621	190.4	38.964	39.565	167.8	1:40.150	11	21.753	184.3	1:18.270	171.4	1:40.023
5	21.552	190.1	38.634	39.171	168.7	1:39.357	12	21.341	193.2	1:18.515	163.6	1:39.856
6	21.441	190.4	38.437	39.158	170.5	1:39.036						
7	21.401	193.5	38.133	39.026	168.7	1:38.560						

32 OVERALL				GBR			Brabham BT35			B			
1	33.083	155.8	43.857	44.081	163.6	2:01.021	4	2:11.578	145.5	48.438	45.536	158.0	3:45.552
2	24.191	155.3	45.038	43.447	159.6	1:52.676	5	23.993	159.0	44.480	48.282		1:56.755 Pit
3	24.476	156.5	45.215	50.479		2:00.170 Pit							

34 STRETTON				GBR			March 712M			A		
1	24.678	198.1		1:15.015	184.0	1:39.693	8	20.156	214.7	1:13.231	181.0	1:33.387
2	20.412	218.1		1:13.290	184.0	1:33.702	9	20.043	219.5	1:12.422	182.0	1:32.465
3	20.261	215.1		1:13.410	181.0	1:33.671	10	20.086	214.7	1:12.869	181.0	1:32.955
4	20.205	213.8		1:12.526	181.0	1:32.731	11	20.031	216.8	1:12.458	181.0	1:32.489
5	20.056	216.8		1:12.856	183.0	1:32.912	12	20.107	213.0	1:13.010	183.0	1:33.117
6	20.131	217.7		1:12.821	185.1	1:32.952	13	20.132	216.0	1:14.071	181.0	1:34.203
7	20.170	213.0		1:13.000	183.0	1:33.170						

37 SMALL				GBR			Brabham BT30			A		
1	32.456	161.6		1:26.433	163.6	1:58.889	6	23.465	175.6	1:28.598	162.8	1:52.063
2	23.377	174.7		1:27.715	164.4	1:51.092	7	23.052	184.3	1:24.437	162.0	1:47.489
3	23.236	180.6		1:25.478	163.6	1:48.714	8	22.998	183.3	1:41.651		2:04.649 Pit
4	23.134	183.0		1:25.709	164.4	1:48.843						
5	23.096	185.8		1:24.652	164.4	1:47.748						

42 GATHERCOLE				GBR			Chevron B25			C		
1	23.785	204.5	36.760	37.056	185.1	1:37.601	5	19.857	216.4	1:13.060	185.1	1:32.917
2	20.101	207.2	36.320	37.398	185.1	1:33.819	6	20.248	198.5	45.355		1:42.490 Pit
3	20.082	210.9	35.887	37.128	186.2	1:33.097						
4	19.839	210.9	35.651	36.645	183.0	1:32.135						



Weather/Track : Bright / Dry

Circuit Length - 4.023 kilometres
Donington Park
Donington

HSCC Historic Formula 2

Race - Sector Analysis Report

Lap S1 Time S1 Spd S2 Time S2 Spd S3 Time S3 Spd Lap Time Pit Lap S1 Time S1 Spd S2 Time S2 Spd S3 Time S3 Spd Lap Time Pit

43 NEF				SUI				March 712M				A	
1	30.287	169.5		1:21.269	178.0	1:51.556	8	21.649	182.1		1:18.762	176.0	1:40.411
2	21.992	177.0		1:20.095	183.0	1:42.087	9	22.177	171.1		1:19.436	178.0	1:41.613
3	22.127	173.6		1:20.630	180.0	1:42.757	10	21.543	181.8		1:17.948	145.9	1:39.491
4	21.815	179.4		1:18.790	183.0	1:40.605	11	22.699	174.1		1:19.511	176.0	1:42.210
5	22.073	181.2		1:17.855	179.0	1:39.928	12	21.397	172.2		1:18.686	180.0	1:40.083
6	21.676	176.4		1:18.008	176.0	1:39.684							
7	21.785	178.5		1:18.754	177.0	1:40.539							

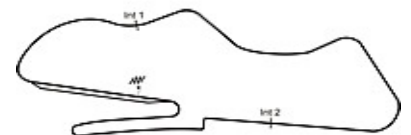
46 MAXTED				GBR				Lola T360				C	
1	25.520	191.1	37.287	38.412	188.3	1:41.219	8	19.988	209.3		1:15.631	181.0	1:35.619
2	19.824	212.1	36.666	38.166	186.2	1:34.656	9	20.965	182.1		1:17.909	183.0	1:38.874
3	20.144	210.5	36.098	38.168	183.0	1:34.410	10	20.825	190.1		1:17.580	181.0	1:38.405
4	19.871	207.6	36.325	38.146	180.0	1:34.342	11	20.945	185.5		1:17.602	175.1	1:38.547
5	19.858	211.7	35.897	38.255	185.1	1:34.010	12	20.737	193.8		1:17.577	183.0	1:38.314
6	19.865	212.1	36.294	38.091	184.0	1:34.250	13	20.880	183.0		1:18.398	174.1	1:39.278
7	19.955	210.5	36.577	38.302	182.0	1:34.834							

47 MOULDS				GBR				Brabham BT23				D	
1	29.132	167.7		1:23.556	170.5	1:52.688	8	21.525	181.5		1:19.033	168.7	1:40.558
2	22.114	175.0	40.481	41.223	169.6	1:43.818	9	21.987	171.7		1:20.034	169.6	1:42.021
3	22.344	175.6		1:20.260	170.5	1:42.604	10	23.768	139.3		1:21.742	170.5	1:45.510
4	22.204	174.4		1:19.407		1:41.611	11	22.172	177.0		1:20.938	167.8	1:43.110
5	22.074	178.8		1:19.637	172.3	1:41.711	12	23.598	170.6		1:21.601	170.5	1:45.199
6	21.936	176.7	39.183	39.881	169.6	1:41.000							
7	21.571	182.1		1:18.949	170.5	1:40.520							

48 BARRINGTON				GBR				Lola T240				A	
1	26.769	178.2		1:19.072	182.0	1:45.841	8	21.115	210.1		1:17.030	181.0	1:38.145
2	21.063	204.9		1:17.987	184.0	1:39.050	9	21.153	195.6		1:18.782	182.0	1:39.935
3	21.236	203.3		1:17.493	178.0	1:38.729	10	21.789	194.2		1:18.018	182.0	1:39.807
4	21.112	204.9		1:16.614	183.0	1:37.726	11	21.139	200.7		1:17.362	181.0	1:38.501
5	20.906	202.6		1:17.463	182.0	1:38.369	12	21.175	202.2		1:18.401	173.2	1:39.576
6	21.300	188.4		1:17.720	179.0	1:39.020	13	21.625	193.5		1:18.561	181.0	1:40.186
7	21.054	208.0		1:17.206	179.0	1:38.260							

50 BASON				GBR				March 712				A	
1	27.340	180.9		1:19.611	176.0	1:46.951	8	20.952	204.9		1:17.196	179.0	1:38.148
2	21.160	201.4		1:18.395	179.0	1:39.555	9	20.653	203.7		1:19.260	178.0	1:39.913
3	20.962	198.1		1:17.448	176.0	1:38.410	10	21.270	201.1		1:18.676	177.0	1:39.946
4	21.021	204.5		1:17.342	177.0	1:38.363	11	20.642	200.7		1:17.417	175.1	1:38.059
5	20.786	204.1		1:17.173	169.6	1:37.959	12	21.011	203.3		1:17.647	175.1	1:38.658
6	21.136	204.1		1:17.562	176.0	1:38.698	13	21.250	195.2		1:18.067	175.1	1:39.317
7	20.891	206.1		1:17.379	175.1	1:38.270							

53 BARNBY				GBR				Modus M7				C	
1	27.847	177.9		1:20.553	166.1	1:48.400	8	21.138	190.8		1:17.977	185.1	1:39.115
2	21.794	180.9		1:21.455	159.6	1:43.249	9	21.367	191.4		1:17.560	183.0	1:38.927
3	22.844	172.8		1:19.941	181.0	1:42.785	10	20.695	189.8		1:17.288	185.1	1:37.983
4	21.521	188.1		1:18.864	183.0	1:40.385	11				178.0	2:03.502	
5					182.0	1:39.077	12				177.0	1:40.428	
6	21.255	192.5		1:17.788	181.0	1:39.043							
7	20.841	200.7		1:17.913	183.0	1:38.754							



Circuit Length - 4.023 kilometres
Donington Park
Donington

Weather/Track : Bright / Dry

HSCC Historic Formula 2

Race - Sector Analysis Report

Lap S1 Time S1 Spd S2 Time S2 Spd S3 Time S3 Spd Lap Time Pit Lap S1 Time S1 Spd S2 Time S2 Spd S3 Time S3 Spd Lap Time Pit

72 SVENSSON

SWE

March 75B

B

1	31.028	168.4	41.219	41.360	163.6	1:53.607	8	22.209	181.8		1:21.980	167.8	1:44.189
2	22.106	182.7	40.691	40.911	173.2	1:43.708	9	22.661	179.4		1:24.997	170.5	1:47.658
3	21.923	177.9	40.435	40.387	167.0	1:42.745	10	22.134	181.5		1:28.836	106.5	1:50.970
4	21.982	185.8	39.657	39.557	171.4	1:41.196	11	24.293	171.1		1:23.041	158.0	1:47.334
5	21.915	182.4	39.910	39.935	170.5	1:41.760	12	23.026	180.0		1:23.152	158.0	1:46.178
6	22.031	182.7	39.216	40.480	152.1	1:41.727							
7	22.241	183.9	39.792	40.341	169.6	1:42.374							

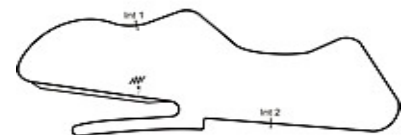
74 LEDAMUN

GBR

Ralt RT1

B

1	29.310	167.7		1:21.920	173.2	1:51.230	4	21.309	200.7		1:18.147	168.7	1:39.456
2	21.379	198.1		1:20.574	172.3	1:41.953							
3	21.894	173.6		1:20.876	170.5	1:42.770							



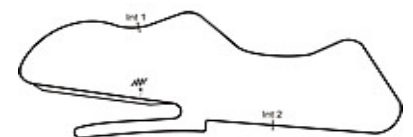
Weather/Track : Bright / Dry

Circuit Length - 4.023 kilometres
Donington Park
Donington

HSCC Historic Formula 2

Race - Best Sector Speeds Report

SECTOR 1					SECTOR 2			SECTOR 3				
POS	NO	NAME	SPEED	LAP	NO	SPEED	TRAP	AVAILABLE	NO	NAME	SPEED	LAP
1	1	WARMENIUS	222.6	6					2	WATTS	196.3	6
2	18	SHAW	220.4	6					21	HARPER	195.1	6
3	34	STRETTON	219.5	9					11	PETER	192.8	6
4	21	HARPER	216.8	10					46	MAXTED	188.3	1
5	42	GATHERCOLE	216.4	5					1	WARMENIUS	187.2	6
6	11	PETER	215.1	10					42	GATHERCOLE	186.2	3
7	2	WATTS	213.4	5					34	STRETTON	185.1	6
8	46	MAXTED	212.1	2					53	BARNBY	185.1	8
9	48	BARRINGTON	210.1	8					18	SHAW	184.0	4
10	12	MEYRICK	206.1	1					48	BARRINGTON	184.0	2
11	50	BASON	206.1	7					12	MEYRICK	183.0	1
12	7	SHARPLES	204.9	7					43	NEF	183.0	2
13	53	BARNBY	200.7	7					22	LAGACHE	180.0	6
14	74	LEDAMUN	200.7	4					50	BASON	179.0	2
15	24	GRAY	194.5	9					7	SHARPLES	177.0	2
16	22	LAGACHE	189.1	5					24	GRAY	173.2	2
17	37	SMALL	185.8	5					72	SVENSSON	173.2	2
18	72	SVENSSON	185.8	4					74	LEDAMUN	173.2	1
19	43	NEF	182.1	8					47	MOULDS	172.3	5
20	47	MOULDS	182.1	7					37	SMALL	164.4	2
21	32	OVERALL	159.0	5					32	OVERALL	163.6	1



Circuit Length - 4.023 kilometres
Donington Park
Donington

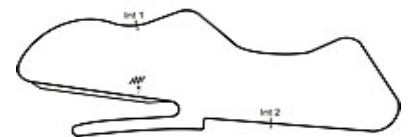
Weather/Track : Bright / Dry

HSCC Historic Formula 2

Race - Best Sector Times Report

POS	NO	SECTOR 1		SECTOR 2		SECTOR 3		IDEAL/BEST LAP COMPARISON							
		TIME	LAP	NO	TIME	LAP	NO	TIME	LAP	NO	NAME	IDEAL	BEST	LAP	DIFF
1	21	19.335	7	21	35.537	5	42	36.645	4	21	HARPER	1:31.655	1:31.503	9	+ 0.152
2	2	19.511	8	42	35.651	4	21	36.783	7	42	GATHERCOL	1:32.135	1:32.135	4	+ 0.000
3	11	19.694	12	46	35.897	5	18	37.153	4	18	SHAW	1:33.624	1:33.926	4	+ 0.302
4	46	19.824	2	18	36.481	3	46	38.091	6	46	MAXTED	1:33.812	1:34.010	5	+ 0.198
5	42	19.839	4	7	37.911	7	24	39.026	7	7	SHARPLES	1:38.374	1:38.451	11	+ 0.077
6	1	19.895	11	24	38.133	7	7	39.312	3	24	GRAY	1:38.500	1:38.560	7	+ 0.060
7	18	19.990	6	47	39.183	6	72	39.557	4	47	MOULDS	1:40.589	1:40.520	7	+ 0.069
8	34	20.031	11	72	39.216	6	47	39.881	6	72	SVENSSON	1:40.688	1:41.196	4	+ 0.508
9	50	20.642	11	32	43.857	1	32	43.447	2	32	OVERALL	1:51.297	1:52.676	2	+ 1.379

'Perfect Lap' - 1:31.517



Circuit Length - 4.023 kilometres
Donington Park
Donington

Weather/Track : Bright / Dry

HSCC Historic Formula 2

RACE 8 - LAP CHART

Lap 1			Lap 2			Lap 3			Lap 4			Lap 5		
No	Behind	Laptime	No	Behind	Laptime	No	Behind	Laptime	No	Behind	Laptime	No	Behind	Laptime
12		1:36.355	42		1:33.819	42		1:33.097	42		1:32.135	42		1:32.917
42	1.246	1:37.601	21	0.353	1:33.400	21	0.266	1:33.010	2	1.012	1:32.568	2	0.085	1:31.990
21	2.018	1:38.373	2	0.594	1:32.908	2	0.579	1:33.082	21	1.394	1:33.263	21	0.648	1:32.171
2	2.751	1:39.106	34	1.975	1:33.702	34	2.549	1:33.671	34	3.145	1:32.731	34	3.140	1:32.912
34	3.338	1:39.693	1	3.836	1:34.932	1	4.480	1:33.741	1	6.840	1:34.495	1	7.686	1:33.763
1	3.969	1:40.324	46	4.455	1:34.656	46	5.768	1:34.410	46	7.975	1:34.342	11	8.368	1:33.129
46	4.864	1:41.219	11	5.319	1:34.972	11	6.026	1:33.804	11	8.156	1:34.265	46	9.068	1:34.010
11	5.412	1:41.767	18	7.968	1:35.662	18	9.105	1:34.234	18	10.896	1:33.926	18	12.730	1:34.751
18	7.371	1:43.726	48	13.471	1:39.050	48	19.103	1:38.729	48	24.694	1:37.726	48	30.146	1:38.369
48	9.486	1:45.841	50	15.086	1:39.555	50	20.399	1:38.410	50	26.627	1:38.363	50	31.669	1:37.959
50	10.596	1:46.951	53	20.229	1:43.249	24	28.878	1:41.609	24	36.893	1:40.150	24	43.333	1:39.357
53	12.045	1:48.400	24	20.366	1:42.730	53	29.917	1:42.785	53	38.167	1:40.385	53	44.327	1:39.077
24	12.701	1:49.056	7	20.823	1:41.496	7	30.488	1:42.762	74	38.757	1:39.456	7	46.634	1:39.568
7	14.392	1:50.747	74	21.763	1:41.953	74	31.436	1:42.770	7	39.983	1:41.630	43	47.364	1:39.928
74	14.875	1:51.230	43	22.223	1:42.087	43	31.883	1:42.757	43	40.353	1:40.605	47	52.863	1:41.711
43	15.201	1:51.556	47	25.086	1:43.818	47	34.593	1:42.604	47	44.069	1:41.611	72	53.447	1:41.760
47	16.333	1:52.688	72	25.895	1:43.708	72	35.543	1:42.745	72	44.604	1:41.196	22	1:20.749	2:08.220
72	17.252	1:53.607	22	26.545	1:44.050	22	36.275	1:42.827	22	45.446	1:41.306	37	1:25.717	1:47.748
22	17.560	1:53.915	37	38.561	1:51.092	37	54.178	1:48.714	37	1:10.886	1:48.843			
37	22.534	1:58.889	32	42.277	1:52.676	32	1:09.350	2:00.170P						
32	24.666	2:01.021												

Weather/Track: Bright / Dry

www.mstworld.com

Page 1 of 3

Donington Park
Circuit Length = 4.0230 km.
Start: 13:31 End: 13:51

Printed - 13:55 Sunday, 16 August 2009

HSCC Historic Formula 2 RACE 8 - LAP CHART

(contd.)

Lap 6			Lap 7			Lap 8			Lap 9			Lap 10		
No	Behind	Laptime	No	Behind	Laptime	No	Behind	Laptime	No	Behind	Laptime	No	Behind	Laptime
2		1:31.793	2		1:32.459	2		1:31.711	2		1:31.682	2		1:31.479
21	2.146	1:33.376	21	1.717	1:32.030	21	1.527	1:31.521	21	1.348	1:31.503	21	1.501	1:31.632
34	4.214	1:32.952	22	1 LAP	1:45.871	34	6.601	1:33.387	34	7.384	1:32.465	34	8.860	1:32.955
1	9.439	1:33.631	34	4.925	1:33.170	22	1 LAP	1:40.722	11	17.578	1:35.636	72	1 LAP	1:47.658
42	10.612	1:42.490P	1	10.987	1:34.007	11	13.624	1:33.852	1	18.606	1:35.585	11	20.293	1:34.194
11	10.118	1:33.628	11	11.483	1:33.824	1	14.703	1:35.427	22	1 LAP	1:42.513	1	21.339	1:34.212
46	11.440	1:34.250	37	1 LAP	1:52.063	46	17.723	1:35.619	46	24.915	1:38.874	46	31.841	1:38.405
32	2 LAPS	3:45.552	46	13.815	1:34.834	37	1 LAP	1:47.489	48	57.776	1:39.935	22	1 LAP	1:42.271
48	37.288	1:39.020	32	2 LAPS	1:56.755P	48	49.523	1:38.145	18	58.386	1:36.105	18	1:03.738	1:36.831
50	38.489	1:38.698	48	43.089	1:38.260	50	50.737	1:38.148	50	58.968	1:39.913	48	1:06.104	1:39.807
18	46.909	2:06.057	50	44.300	1:38.270	18	53.963	1:35.060	37	1 LAP	2:04.649P	50	1:07.435	1:39.946
24	50.491	1:39.036	18	50.614	1:36.164	24	1:03.963	1:39.082	24	1:10.879	1:38.598	24	1:18.548	1:39.148
53	51.492	1:39.043	24	56.592	1:38.560	53	1:05.191	1:39.115	53	1:12.436	1:38.927	53	1:18.940	1:37.983
7	53.401	1:38.645	53	57.787	1:38.754	7	1:06.722	1:38.602	7	1:13.559	1:38.519	7	1:20.540	1:38.460
43	55.170	1:39.684	7	59.831	1:38.889	43	1:11.950	1:40.411	43	1:21.881	1:41.613	43	1:29.893	1:39.491
47	1:01.985	1:41.000	43	1:03.250	1:40.539	47	1:18.893	1:40.558	47	1:29.232	1:42.021			
72	1:03.296	1:41.727	47	1:10.046	1:40.520	72	1:25.689	1:44.189						
			72	1:13.211	1:42.374									

Weather/Track: Bright / Dry

www.mstworld.com

Page 2 of 3

Donington Park
Circuit Length = 4.0230 km.
Start: 13:31 End: 13:51

Printed - 13:55 Sunday, 16 August 2009

**HSCC Historic Formula 2
RACE 8 - LAP CHART**

(contd.)

Lap 11			Lap 12			Lap 13			Lap 14			Lap 15		
No	Behind	Laptime	No	Behind	Laptime	No	Behind	Laptime	No	Behind	Laptime	No	Behind	Laptime
2		1:30.948	2		1:31.708	2		1:33.834						
21	2.082	1:31.529	21	3.266	1:32.892	24	1 LAP	1:39.856						
34	10.401	1:32.489	43	1 LAP	1:42.210	21	2.098	1:32.666						
47	1 LAP	1:45.510	34	11.810	1:33.117	22	2 LAPS	2:25.493						
11	23.396	1:34.051	53	1 LAP	2:03.502	7	1 LAP	1:40.938						
1	24.210	1:33.819	47	1 LAP	1:43.110	34	12.179	1:34.203						
72	1 LAP	1:50.970	11	25.075	1:33.387	43	1 LAP	1:40.083						
46	39.440	1:38.547	1	25.503	1:33.001	11	24.379	1:33.138						
22	1 LAP	1:40.810	72	1 LAP	1:47.334	1	25.634	1:33.965						
18	1:08.087	1:35.297	46	46.046	1:38.314	53	1 LAP	1:40.428						
48	1:13.657	1:38.501	18	1:12.540	1:36.161	47	1 LAP	1:45.199						
50	1:14.546	1:38.059	50	1:21.496	1:38.658	46	51.490	1:39.278						
24	1:27.623	1:40.023	48	1:21.525	1:39.576	72	1 LAP	1:46.178						
7	1:28.043	1:38.451				18	1:17.183	1:38.477						
						50	1:26.979	1:39.317						
						48	1:27.877	1:40.186						

Weather/Track: Bright / Dry

www.mstworld.com

Page 3 of 3

Donington Park
Circuit Length = 4.0230 km.
Start: 13:31 End: 13:51

Printed - 13:55 Sunday, 16 August 2009