



Historic Race Meeting

Mallory Park
20 June 2010

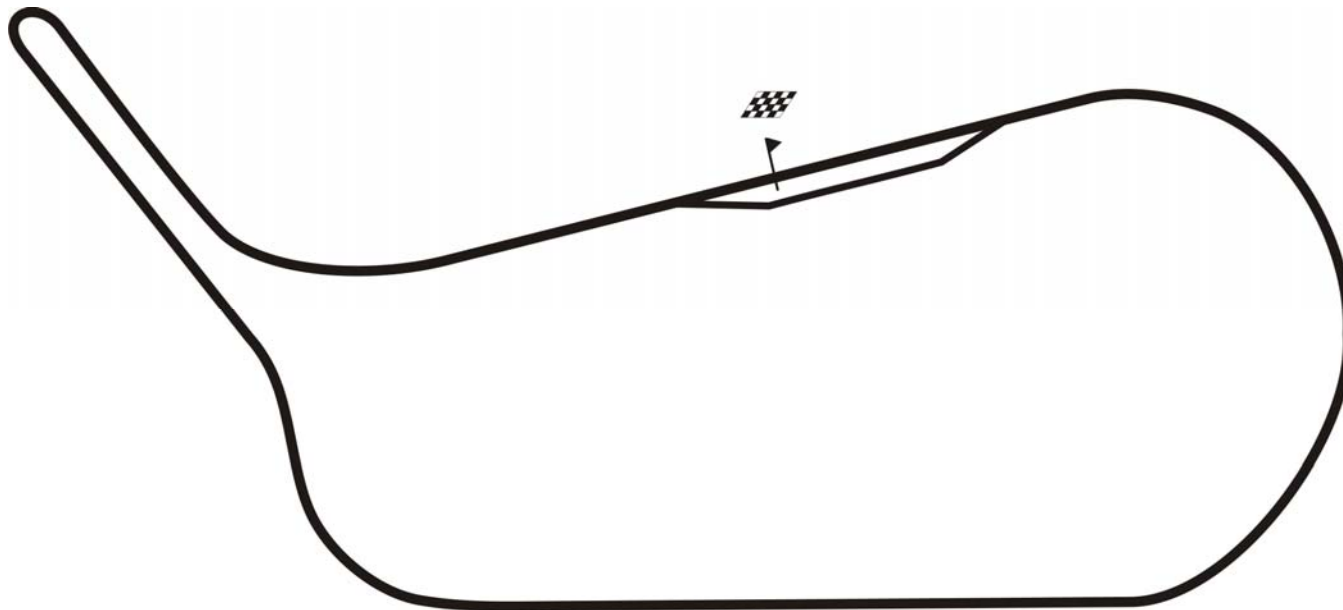


Timing and Results by MST SYSTEMS Ltd
www.mstworld.com



Mallory Park - Lap distance 1.35 miles / 2.1726kms.

20 June 2010



HSCC Grandstand Motor Sports Historic FF Championship in Association with Avon Tyre

QUALIFYING - RACE 1 - Mallory Park - 20 June 2010

POS	NO	CL	DRIVER	NAT	CAR	TIME	LAPS	GAP	MPH
1	62		Ian ASHLEY		Lola T200	49.957	13		97.28
2	64		Darren BURKE		Macon MR8	49.962	13	0.005	97.27
3	5		Benn SIMMS		Alexis Mk14	50.509	12	0.552	96.22
4	88		Derek RODGERS		Merlyn MK11A	50.643	12	0.686	95.96
5	16		Simon TOYNE		Lola T200	50.850	12	0.893	95.57
6	57		David WILD		Lola T200	51.118	12	1.161	95.07
7	54		Alex MEEK		Merlyn Mk20A	51.339	12	1.382	94.66
8	33		Andrew WILLIS		Lola T200	51.597	12	1.640	94.19
9	18		Stuart DIX		Cooper Chinook	51.729	7	1.772	93.95
10	8		Andrew MANSELL		Merlyn Mk11A	51.917	11	1.960	93.61
11	32		Pertti KIIVERI		Kvantti MK1	52.015	12	2.058	93.43
12	44		John BLADON		Merlyn Mk11A	52.105	12	2.148	93.27
13	27		Dick DIXON		Lotus 61	52.191	12	2.234	93.11
14	49		John OWEN		Alexis MK14	52.276	12	2.319	92.96
15	28		Michael WALES		Merlyn Mk20	52.588	12	2.631	92.41
16	40		Peter LAVENDER		Merlyn Mk11A/17	52.818	10	2.861	92.01
17	92	N	Alistair LITTLEWOOD		Merlyn Mk20A	52.930	11	2.973	91.81
18	4		John SYKES		Merlyn Mk11A/20	53.018	12	3.061	91.66
19	90	N	Brian MORRIS		Lenham T80	53.700	11	3.743	90.50
20	99	N	Austin MACKIE		Macon MR8	53.820	12	3.863	90.30
21	53		Andrew GOORD		Merlyn Mk20A	54.377	11	4.420	89.37
22	46		Mike BROMLEY		Merlyn Mk11A	54.416	11	4.459	89.31
23	97	N	Philip WALKER		Crossle 16F	59.794	10	9.837	81.27
24	20		Nick TART		March 708	1:00.805	10	10.848	79.92

Car 33 has no working transponder. Car 97 transponder stopped working.
Weather/Track: Bright / Dry

Mallory Park
Circuit Length = 1.3500 miles.
Start: 09:31 End: 09:41

Clerk of the Course:		Timekeeper:
----------------------	--	-------------

**HSCC Grandstand Motor Sports Historic FF Championship in Association with Avon Tyre
 QUALIFYING LAP ANALYSIS - RACE 1 - Mallory Park - 20 June 2010**

4	John SYKES	Merlyn Mk11A/20									
1 -	X:00.000	6 -	54.102	11 -	54.483	2 -	57.203	7 -	58.563	12 -	53.373
3 -	53.560	8 -	54.345	4 -	54.409	9 -	53.706	5 -	53.018	10 -	54.511
5	Benn SIMMS	Alexis Mk14									
1 -	X:00.000	6 -	53.930	11 -	53.227	2 -	55.306	7 -	52.504	12 -	50.509
3 -	51.732	8 -	50.887	4 -	51.470	9 -	51.145	5 -	51.850	10 -	50.735
8	Andrew MANSELL	Merlyn Mk11A									
1 -	X:00.000	6 -	52.833	11 -	52.432	2 -	1:07.020	7 -	53.506	3 -	59.104
4 -	53.817	8 -	51.917	9 -	53.190	5 -	52.143	10 -	56.153		
16	Simon TOYNE	Lola T200									
1 -	X:00.000	6 -	51.918	11 -	50.850	2 -	56.486	7 -	53.655	12 -	51.713
3 -	52.806	8 -	51.368	4 -	52.917	9 -	52.011	5 -	51.470	10 -	51.109
18	Stuart DIX	Cooper Chinook									
1 -	X:00.000	6 -	54.983	2 -	55.994	7 -	58.593	3 -	53.452	4 -	51.856
5 -	51.729										
20	Nick TART	March 708									
1 -	X:00.000	6 -	1:02.392	2 -	1:09.707	7 -	1:01.086	3 -	1:04.085	8 -	1:00.805
4 -	1:02.792	9 -	1:03.872	5 -	1:02.373	10 -	1:02.913				

Car 33 has no working transponder. Car 97 transponder stopped working.
 Weather/Track: Bright / Dry

HSCC Grandstand Motor Sports Historic FF Championship in Association with Avon Tyre

QUALIFYING LAP ANALYSIS - RACE 1 - Mallory Park - 20 June 2010

(contd.)

27	Dick DIXON	Lotus 61			
1 -	X:00.000	6 -	52.889	11 -	54.617
2 -	1:05.208	7 -	52.191	12 -	54.404
3 -	58.306	8 -	53.248		
4 -	54.384	9 -	54.546		
5 -	53.239	10 -	53.233		
28	Michael WALES	Merlyn Mk20			
1 -	X:00.000	6 -	53.586	11 -	53.241
2 -	1:00.677	7 -	55.624	12 -	52.588
3 -	55.413	8 -	54.058		
4 -	53.989	9 -	54.465		
5 -	53.663	10 -	53.451		
32	Pertti KIIVERI	Kvantti MK1			
1 -	X:00.000	6 -	52.716	11 -	53.692
2 -	1:01.308	7 -	54.164	12 -	52.168
3 -	54.553	8 -	54.615		
4 -	53.144	9 -	52.958		
5 -	53.390	10 -	52.015		
33	Andrew WILLIS	Lola T200			
1 -	X:00.000	6 -	51.750	11 -	54.425
2 -	57.483	7 -	52.095	12 -	51.597
3 -	52.873	8 -	51.797		
4 -	52.405	9 -	52.110		
5 -	52.581	10 -	52.192		
40	Peter LAVENDER	Merlyn Mk11A/17			
1 -	X:00.000	6 -	53.085		
2 -	1:03.257	7 -	54.045		
3 -	56.060	8 -	52.818		
4 -	53.875	9 -	55.309		
5 -	53.133	10 -	56.606		
44	John BLADON	Merlyn Mk11A			
1 -	X:00.000	6 -	53.416	11 -	52.128
2 -	57.560	7 -	52.740	12 -	52.888
3 -	54.374	8 -	54.092		
4 -	54.180	9 -	52.745		
5 -	54.084	10 -	52.105		

Car 33 has no working transponder. Car 97 transponder stopped working.
Weather/Track: Bright / Dry

HSCC Grandstand Motor Sports Historic FF Championship in Association with Avon Tyre

QUALIFYING LAP ANALYSIS - RACE 1 - Mallory Park - 20 June 2010

(contd.)

46	Mike BROMLEY			Merlyn Mk11A
1 -	X:00.000	6 -	54.694	11 - 58.284
2 -	1:07.174	7 -	56.664	
3 -	1:00.708	8 -	55.471	
4 -	55.866	9 -	54.881	
5 -	55.283	10 -	54.416	
49	John OWEN			Alexis MK14
1 -	X:00.000	6 -	53.031	11 - 53.205
2 -	1:05.915	7 -	52.836	12 - 52.276
3 -	56.362	8 -	53.346	
4 -	54.325	9 -	55.228	
5 -	53.331	10 -	53.126	
53	Andrew GOORD			Merlyn Mk20A
1 -	X:00.000	6 -	56.717	11 - 54.377
2 -	1:05.186	7 -	56.200	
3 -	1:00.197	8 -	55.449	
4 -	57.225	9 -	55.326	
5 -	55.751	10 -	54.970	
54	Alex MEEK			Merlyn Mk20A
1 -	X:00.000	6 -	55.339	11 - 51.339
2 -	1:02.419	7 -	53.588	12 - 53.836
3 -	54.928	8 -	53.171	
4 -	52.524	9 -	51.612	
5 -	53.587	10 -	51.425	
57	David WILD			Lola T200
1 -	X:00.000	6 -	53.063	11 - 51.118
2 -	55.523	7 -	51.402	12 - 51.695
3 -	52.285	8 -	51.768	
4 -	52.481	9 -	51.481	
5 -	51.426	10 -	51.366	
62	Ian ASHLEY			Lola T200
1 -	X:00.000	6 -	50.593	11 - 59.316
2 -	59.287	7 -	50.495	12 - 50.353
3 -	51.698	8 -	51.962	13 - 1:02.269
4 -	53.890	9 -	49.957	
5 -	52.709	10 -	50.838	

Car 33 has no working transponder. Car 97 transponder stopped working.
Weather/Track: Bright / Dry

HSCC Grandstand Motor Sports Historic FF Championship in Association with Avon Tyre

QUALIFYING LAP ANALYSIS - RACE 1 - Mallory Park - 20 June 2010

(contd.)

64	Darren BURKE	Macon MR8		
1 - X:00.000	6 - 50.228	11 - 1:01.536		
2 - 55.452	7 - 51.038	12 - 49.962		
3 - 51.553	8 - 50.968	13 - 1:07.603		
4 - 51.951	9 - 50.396			
5 - 52.685	10 - 50.936			
88	Derek RODGERS	Merlyn MK11A		
1 - X:00.000	6 - 50.643	11 - 53.128		
2 - 56.076	7 - 1:12.954	12 - 51.650		
3 - 52.519	8 - 52.268			
4 - 51.366	9 - 53.020			
5 - 51.839	10 - 51.761			
90	Brian MORRIS	Lenham T80		
1 - X:00.000	6 - 53.922	11 - 54.451		
2 - 1:00.115	7 - 55.666			
3 - 56.679	8 - 53.700			
4 - 55.158	9 - 54.054			
5 - 53.797	10 - 54.096			
92	Alistair LITTLEWOOD	Merlyn Mk20A		
1 - X:00.000	6 - 1:00.008	11 - 52.930		
2 - 1:06.089	7 - 54.709			
3 - 1:00.409	8 - 58.925			
4 - 1:02.599	9 - 53.326			
5 - 1:02.773	10 - 1:00.839			
97	Philip WALKER	Crossle 16F		
1 - X:00.000	6 - 1:02.963			
2 - 1:09.031	7 - 1:02.201			
3 - 1:01.917	8 - 1:01.758			
4 - 59.794	9 - 1:06.314			
5 - 1:01.057	10 - 1:04.040			
99	Austin MACKIE	Macon MR8		
1 - X:00.000	6 - 54.404	11 - 53.820		
2 - 59.649	7 - 57.598	12 - 53.955		
3 - 55.230	8 - 55.430			
4 - 55.405	9 - 53.877			
5 - 53.976	10 - 54.166			

Car 33 has no working transponder. Car 97 transponder stopped working.
Weather/Track: Bright / Dry

HSCC Grandstand Motor Sports Historic FF Championship in Association with Avon Tyre

GRID FOR RACE 1 - Mallory Park - 20 June 2010

ROW 12		97 WALKER	20 TART
ROW 11	53 GOORD		46 BROMLEY
ROW 10		90 MORRIS	99 MACKIE
ROW 9	92 LITTLEWOOD		4 SYKES
ROW 8		28 WALES	40 LAVENDER
ROW 7	27 DIXON		49 OWEN
ROW 6		32 KIIVERI	44 BLADON
ROW 5	18 DIX		8 MANSELL
ROW 4		54 MEEK	33 WILLIS
ROW 3	16 TOYNE		57 WILD
ROW 2		5 SIMMS	88 RODGERS
ROW 1	62 ASHLEY		64 BURKE
	POLE		

Car 33 has no working transponder. Car 97 transponder stopped working.
Weather/Track: Bright / Dry

Mallory Park
Circuit Length = 1.3500 miles.
Start: 09:31 End: 09:41

Clerk of the Course:		Timekeeper:
----------------------	--	-------------

HSCC 70s Road Sports Championship

QUALIFYING - RACE 2 - Mallory Park - 20 June 2010

POS	NO	CL	DRIVER	NAT	CAR	TIME	LAPS	GAP	MPH
1	7	B	Peter SHAW		TVR Tuscan	54.896	11		88.53
2	44	C	Alan HARPER		Lotus Elan	55.704	11	0.808	87.24
3	65	C	Steve COOKE		Lotus 7 S4	55.886	11	0.990	86.96
4	1	B	Julian BARTER		TVR 3000M	55.945	11	1.049	86.87
5	54	INV	Ian DANIELS		Reliant Sabre Six	56.776	11	1.880	85.60
6	42	C	Bill BRAITHWAITE		Lotus Elan	57.375	11	2.479	84.70
7	31	B	Mark BENNETT		Renault Alpine A310	57.803	11	2.907	84.07
8	26	B	Paul STAFFORD		Datsun 240Z	58.126	10	3.230	83.61
9	98	D2	Bob TROTTER		Jensen Healey	58.280	11	3.384	83.39
10	23	D2	Will MORTON		Alfa Romeo 2000 GTV	58.891	10	3.995	82.52
11	86	B	Christina TOTTY		TVR 3000M	58.955	11	4.059	82.43
12	30	B	Michael PARDEN		TVR 2500	1:00.035	10	5.139	80.95
13	12	B	Ashley ST.JOHN-HART		Triumph Stag	1:01.209	10	6.313	79.40
14	82	D1	Alex CHILDS		Lancia Fulvia Blue	1:01.266	10	6.370	79.32
15	68	D2	Jon WAGSTAFF		Alfa Romeo 2000 GTV	1:01.363	10	6.467	79.20
16	76	D2	David ERWIN		Alfa Romeo 2000 GTV	1:01.507	10	6.611	79.01
17	4	D1	Ken RORRISON		Lancia Fulvia	1:01.737	9	6.841	78.72
18	81	D2	John DOBSON		Alfa Romeo 2000GTV	1:01.965	10	7.069	78.43
19	21	B	Edwin DRIVER		Triumph TR6	1:02.152	10	7.256	78.19
20	50	D2	Jeremy STAFFORD		Triumph GT6	1:02.727	10	7.831	77.47
21	8	B	Clive FOSKETT		Datsun 240z	1:03.595	9	8.699	76.42

Weather/Track: Bright / Dry

Mallory Park
Circuit Length = 1.3500 miles.
Start: 09:55 End: 10:05

Clerk of the Course:		Timekeeper:
----------------------	--	-------------

HSCC 70s Road Sports Championship

LAP ANALYSIS

1	Julian BARTER	TVR 3000M
1 -	X:00.000	6 - 56.155
2 -	1:06.913	7 - 57.200
3 -	1:00.272	8 - 55.945
4 -	56.657	9 - 56.738
5 -	57.571	10 - 59.681
4	Ken RORRISON	Lancia Fulvia
1 -	X:00.000	6 - 1:01.737
2 -	1:12.072	7 - 1:02.123
3 -	1:06.349	8 - 1:03.080
4 -	1:03.783	9 - 1:39.283
5 -	1:02.667	
7	Peter SHAW	TVR Tuscan
1 -	X:00.000	6 - 56.307
2 -	1:05.689	7 - 55.982
3 -	57.476	8 - 54.896
4 -	58.827	9 - 55.425
5 -	57.084	10 - 55.152
8	Clive FOSKETT	Datsun 240z
1 -	X:00.000	6 - 1:05.120
2 -	1:13.515	7 - 1:04.504
3 -	1:05.855	8 - 1:03.595
4 -	1:06.560	9 - 1:05.271
5 -	1:04.049	
12	Ashley ST.JOHN-HART	Triumph Stag
1 -	X:00.000	6 - 1:01.349
2 -	1:15.085	7 - 1:02.639
3 -	1:04.764	8 - 1:01.519
4 -	1:04.386	9 - 1:01.533
5 -	1:02.242	10 - 1:01.209
21	Edwin DRIVER	Triumph TR6
1 -	X:00.000	6 - 1:02.152
2 -	1:11.845	7 - 1:02.839
3 -	1:05.944	8 - 1:03.242
4 -	1:04.873	9 - 1:02.353
5 -	1:02.608	10 - 1:02.999

Weather/Track: Bright / Dry

HSCC 70s Road Sports Championship

LAP ANALYSIS

(contd.)

23	Will MORTON	Alfa Romeo 2000 GTV
1 - X:00.000	6 - 1:00.436	
2 - 1:11.043	7 - 59.896	
3 - 1:04.133	8 - 59.742	
4 - 1:01.856	9 - 58.891	
5 - 1:02.203	10 - 59.390	
26	Paul STAFFORD	Datsun 240Z
1 - X:00.000	6 - 58.621	
2 - 1:09.524	7 - 58.694	
3 - 1:00.078	8 - 58.279	
4 - 58.190	9 - 58.126	
5 - 59.123	10 - 1:01.789	
30	Michael PARDEN	TVR 2500
1 - X:00.000	6 - 1:00.398	
2 - 1:12.561	7 - 1:02.101	
3 - 1:05.877	8 - 1:02.691	
4 - 1:04.096	9 - 1:04.837	
5 - 1:00.035	10 - 1:02.091	
31	Mark BENNETT	Renault Alpine A310
1 - X:00.000	6 - 57.803	11 - 1:05.750
2 - 1:08.957	7 - 58.937	
3 - 1:00.543	8 - 58.809	
4 - 58.479	9 - 58.481	
5 - 58.045	10 - 1:00.437	
42	Bill BRAITHWAITE	Lotus Elan
1 - X:00.000	6 - 58.382	11 - 59.662
2 - 1:10.339	7 - 57.375	
3 - 1:02.757	8 - 1:00.528	
4 - 1:00.929	9 - 58.083	
5 - 59.070	10 - 58.911	
44	Alan HARPER	Lotus Elan
1 - X:00.000	6 - 56.940	11 - 56.759
2 - 1:11.194	7 - 58.016	
3 - 59.865	8 - 56.178	
4 - 1:00.549	9 - 56.675	
5 - 58.388	10 - 55.704	

Weather/Track: Bright / Dry

www.mstworld.com

Page 2 of 4

Mallory Park
Circuit Length = 1.3500 miles.
Start: 09:55 End: 10:05

Printed - 10:07 Sunday, 20 June 2010

HSCC 70s Road Sports Championship

LAP ANALYSIS

(contd.)

50	Jeremy STAFFORD	Triumph GT6
1 - X:00.000	6 - 1:03.191	
2 - 1:16.055	7 - 1:02.931	
3 - 1:05.752	8 - 1:03.364	
4 - 1:03.438	9 - 1:03.404	
5 - 1:02.727	10 - 1:05.463	
54	Ian DANIELS	Reliant Sabre Six
1 - X:00.000	6 - 57.039	11 - 58.323
2 - 1:15.118	7 - 56.824	
3 - 58.697	8 - 56.827	
4 - 57.293	9 - 56.776	
5 - 57.267	10 - 58.546	
65	Steve COOKE	Lotus 7 S4
1 - X:00.000	6 - 57.753	11 - 57.594
2 - 1:09.161	7 - 56.030	
3 - 1:01.356	8 - 55.886	
4 - 59.084	9 - 57.296	
5 - 57.742	10 - 56.124	
68	Jon WAGSTAFF	Alfa Romeo 2000 GTV
1 - X:00.000	6 - 1:01.932	
2 - 1:10.632	7 - 1:01.519	
3 - 1:03.847	8 - 1:02.389	
4 - 1:02.778	9 - 1:01.363	
5 - 1:02.077	10 - 1:03.122	
76	David ERWIN	Alfa Romeo 2000 GTV
1 - X:00.000	6 - 1:01.507	
2 - 1:12.041	7 - 1:02.588	
3 - 1:06.192	8 - 1:03.490	
4 - 1:03.675	9 - 1:02.598	
5 - 1:03.555	10 - 1:03.272	
81	John DOBSON	Alfa Romeo 2000GTV
1 - X:00.000	6 - 1:02.484	
2 - 1:17.312	7 - 1:01.965	
3 - 1:07.249	8 - 1:02.657	
4 - 1:03.947	9 - 1:03.399	
5 - 1:03.845	10 - 1:03.319	

Weather/Track: Bright / Dry

www.mstworld.com

Page 3 of 4

Mallory Park
Circuit Length = 1.3500 miles.
Start: 09:55 End: 10:05

Printed - 10:07 Sunday, 20 June 2010

HSCC 70s Road Sports Championship

LAP ANALYSIS

(contd.)

82	Alex CHILDS	Lancia Fulvia Blue		
1 -	X:00.000	6 -	1:02.116	
2 -	1:12.726	7 -	1:01.712	
3 -	1:07.385	8 -	1:03.606	
4 -	1:03.026	9 -	1:02.807	
5 -	1:02.375	10 -	1:01.266	
86	Christina TOTT	TVR 3000M		
1 -	X:00.000	6 -	1:00.805	11 - 59.355
2 -	1:09.703	7 -	1:00.360	
3 -	1:03.369	8 -	59.765	
4 -	1:01.476	9 -	58.955	
5 -	1:01.551	10 -	59.539	
98	Bob TROTTER	Jensen Healey		
1 -	X:00.000	6 -	1:01.818	11 - 1:06.870
2 -	1:05.507	7 -	58.280	
3 -	58.370	8 -	59.039	
4 -	59.154	9 -	1:00.105	
5 -	1:00.616	10 -	59.261	

Weather/Track: Bright / Dry

www.mstworld.com


Page 4 of 4

Mallory Park
Circuit Length = 1.3500 miles.
Start: 09:55 End: 10:05

Printed - 10:07 Sunday, 20 June 2010

HSCC 70s Road Sports Championship

GRID FOR RACE 2 - Mallory Park - 20 June 2010 - AMENDED

ROW 11	8	FOSKETT	
ROW 10	21	DRIVER	50 STAFFORD
ROW 9	4	RORRISON	81 DOBSON
ROW 8	68	WAGSTAFF	76 ERWIN
ROW 7	12	ST.JOHN-HART	82 CHILDS
ROW 6	86	TOTTY	30 PARDEN
ROW 5	98	TROTTER	23 MORTON
ROW 4	31	BENNETT	26 STAFFORD
ROW 3	54	DANIELS	42 BRAITHWAITE
ROW 2	65	COOKE	1 BARTER
ROW 1	7	SHAW	44 HARPER
POLE			
			

Weather/Track: Bright / Dry

Mallory Park
 Circuit Length = 1.3500 miles.
 Start: 09:55 End: 10:05

Clerk of the Course:		Timekeeper:
----------------------	--	-------------

HSCC Classic Formula 3 Championship Supported by CSP Insurance
QUALIFYING - RACE 3 - Mallory Park - 20 June 2010

POS	NO	CL	DRIVER	NAT	CAR	TIME	LAPS	GAP	MPH
1	29	INV	Richard EVANS		Chevron B40	44.013	11		110.42
2	2	A	Benn SIMMS		March 803B	46.172	14	2.159	105.25
3	32	A	Jamie BRASHAW		March 793	46.243	14	2.230	105.09
4	82	A	Paul SMITH		Martini MK31	47.117	13	3.104	103.14
5	73	C	John WILSON		Royale RP26	50.498	12	6.485	96.24
6	21	B	Neil BOWMAN		Merlyn Mk21	51.974	12	7.961	93.50
7	9	A	Adam ORMANDY		Reynard SF78	52.168	11	8.155	93.16
8	10	A	Mark HULME		Toj-Modus M1	53.107	11	9.094	91.51
9	26	A	Peter HISCOCKS		Lola T670	54.622	11	10.609	88.97
10	19	C	Robert TUSTING		Delta T79	1:01.460	7	17.447	79.07
11	97	B	Richard WALTERS		Mallock Mk11B	1:17.624	2	33.611	62.61

Weather/Track: Bright / Dry

Mallory Park
 Circuit Length = 1.3500 miles.
 Start: 10:07 End: 10:17

Clerk of the Course:		Timekeeper:
----------------------	--	-------------

HSCC Classic Formula 3 Championship Supported by CSP Insurance
QUALIFYING LAP ANALYSIS - RACE 3 - Mallory Park - 20 June 2010

2	Benn SIMMS	March 803B		
1 -	8:18.052	6 -	47.291	11 - 46.658
2 -	51.133	7 -	46.363	12 - 46.172
3 -	47.384	8 -	46.829	13 - 46.189
4 -	47.933	9 -	46.929	14 - 46.646
5 -	49.859	10 -	46.307	
9	Adam ORMANDY	Reynard SF78		
1 -	8:42.852	6 -	55.341	11 - 52.168
2 -	1:06.111	7 -	53.930	
3 -	1:00.613	8 -	53.476	
4 -	56.843	9 -	53.072	
5 -	56.178	10 -	53.494	
10	Mark HULME	Toj-Modus M1		
1 -	8:42.194	6 -	1:00.991	11 - 53.107
2 -	1:07.566	7 -	58.171	
3 -	1:02.204	8 -	55.662	
4 -	59.312	9 -	54.710	
5 -	57.908	10 -	54.682	
19	Robert TUSTING	Delta T79		
1 -	X:00.000	6 -	1:01.460	
2 -	1:27.810	7 -	1:06.245	
3 -	1:10.364			
4 -	1:02.421			
5 -	1:14.452			
21	Neil BOWMAN	Merlyn Mk21		
1 -	8:39.697	6 -	51.974	11 - 54.141
2 -	1:04.737	7 -	52.819	12 - 53.149
3 -	54.882	8 -	52.721	
4 -	54.939	9 -	55.690	
5 -	53.106	10 -	54.194	
26	Peter HISCOCKS	Lola T670		
1 -	8:34.742	6 -	56.855	11 - 54.622
2 -	1:14.331	7 -	56.682	
3 -	1:08.855	8 -	55.871	
4 -	1:00.158	9 -	55.878	
5 -	57.357	10 -	54.741	

Car 97 only completed 2 laps
 Weather/Track: Bright / Dry


HSCC Classic Formula 3 Championship Supported by CSP Insurance
QUALIFYING LAP ANALYSIS - RACE 3 - Mallory Park - 20 June 2010
 (contd.)

29	Richard EVANS	Chevron B40		
1 -	8:19.140	6 -	45.072	11 - 44.013
2 -	53.364	7 -	44.211	
3 -	46.437	8 -	50.949	
4 -	47.129	9 -	2:50.401	
5 -	48.445	10 -	45.619	
32	Jamie BRASHAW	March 793		
1 -	8:13.650	6 -	47.181	11 - 47.127
2 -	56.795	7 -	46.600	12 - 46.656
3 -	47.641	8 -	46.644	13 - 46.574
4 -	50.162	9 -	46.506	14 - 46.243
5 -	47.133	10 -	46.313	
73	John WILSON	Royale RP26		
1 -	8:30.433	6 -	51.583	11 - 50.851
2 -	1:01.549	7 -	53.805	12 - 50.947
3 -	54.404	8 -	51.950	
4 -	52.870	9 -	50.876	
5 -	51.985	10 -	50.498	
82	Paul SMITH	Martini MK31		
1 -	8:39.564	6 -	48.429	11 - 49.470
2 -	55.889	7 -	48.927	12 - 48.429
3 -	49.634	8 -	47.788	13 - 48.108
4 -	48.384	9 -	47.662	
5 -	47.117	10 -	48.352	
97	Richard WALTERS	Mallock Mk11B		
1 -	8:29.514			
2 -	1:17.624			

Car 97 only completed 2 laps
 Weather/Track: Bright / Dry

HSCC Classic Formula 3 Championship Supported by CSP Insurance
GRID FOR RACE 3 - Mallory Park - 20 June 2010

ROW 6	97	WALTERS		
			19	TUSTING
ROW 5	26	HISCOCKS		
			10	HULME
ROW 4	9	ORMANDY		
			21	BOWMAN
ROW 3	73	WILSON		
			82	SMITH
ROW 2	32	BRASHAW		
			2	SIMMS
ROW 1	29	EVANS		
		POLE		



Car 97 only completed 2 laps
Weather/Track: Bright / Dry

Mallory Park
Circuit Length = 1.3500 miles.
Start: 10:07 End: 10:17

Clerk of the Course:		Timekeeper:
----------------------	--	-------------

HSCC 'ByBox' Historic Touring Cars QUALIFYING - RACE 4 - Mallory Park - 20 June 2010

POS	NO	CL	DRIVER	NAT	CAR	TIME	LAPS	GAP	MPH
1	23	K	Roger COPE		BMW 1800	56.512	11		85.99
2	57	C	Jonathan GOMM		Ford Lotus Cortina	57.123	11	0.611	85.08
3	33	B	James FULLER		Alfa Romeo Giulia Sprint	57.212	11	0.700	84.94
4	80	D	Mike SMITH		Morris Mini Cooper S	57.604	11	1.092	84.36
5	79	C	Mark JONES		Ford Lotus Cortina	57.660	11	1.148	84.28
6	49	C	Peter HORE		Ford Lotus Cortina	57.975	11	1.463	83.82
7	85	D	Roger GODFREY		Austin Cooper S	58.155	11	1.643	83.57
8	92	E	Colin GUNTON		Hillman Imp	58.473	10	1.961	83.11
9	61	C	Brian WEBB		Ford Anglia 105E	59.162	10	2.650	82.14
10	94	E	Steve PLATTS		Singer Chamois	59.304	10	2.792	81.95
11	87	E	Simon BENOY		Hillman Imp	59.650	11	3.138	81.47
12	95	E	Shaun HAZLEWOOD		Hillman Imp	1:00.105	10	3.593	80.85
13	65	C	Andrew LAW		Ford Anglia 105E	1:00.227	10	3.715	80.69
14	64	K	David BRAND		Austin Mini Cooper S	1:00.627	10	4.115	80.16
15	88	E	Martin BRAMWELL		Hillman Imp	1:00.691	10	4.179	80.07
16	96	E	Tim BROOK		Austin Mini Cooper	1:01.201	10	4.689	79.41
17	14	A	Colin MCKAY		Jaguar S Type	1:01.371	10	4.859	79.19
18	86	E	Andrew JONES		Singer Chamois	1:01.583	10	5.071	78.91
19	81	C	Chris GLAISTER		Ford Anglia 100E	1:01.677	11	5.165	78.79
20	73	D	Robyn SLATER		Ford Anglia	1:02.047	10	5.535	78.32
21	50	C	Lisa READ		Ford Anglia 105E	1:02.212	10	5.700	78.12
22	36	B	Richard CROSS		Triumph 2000 Mk1	1:03.632	7	7.120	76.37
23	99	E	Ian GUNTON		Hillman Imp Super	1:03.735	9	7.223	76.25
24	91	E	Vince FROST		Hillman Imp	1:03.770	10	7.258	76.21
25	39	K5	Paul HOPKINSON		Alfa Romeo Giulia Sprint GT	1:04.093	10	7.581	75.82
26	45	E	Nick MAYSON		Austin A40	1:05.944	9	9.432	73.69
27	43	C	Jim CLARK		Ford Lotus Cortina	1:06.545	9	10.033	73.03

Weather/Track: Bright / Dry

Mallory Park
Circuit Length = 1.3500 miles.
Start: 10:25 End: 10:35

Clerk of the Course:

Timekeeper:

HSCC 'ByBox' Historic Touring Cars

QUALIFYING LAP ANALYSIS - RACE 4 - Mallory Park - 20 June 2010

14	Colin MCKAY	Jaguar S Type
1 - X:00.000	6 - 1:01.371	
2 - 1:11.589	7 - 1:01.465	
3 - 1:04.809	8 - 1:02.063	
4 - 1:01.885	9 - 1:03.070	
5 - 1:03.944	10 - 1:01.509	
23	Roger COPE	BMW 1800
1 - X:00.000	6 - 56.576	11 - 56.754
2 - 1:18.976	7 - 56.917	
3 - 1:02.565	8 - 58.083	
4 - 58.409	9 - 56.771	
5 - 56.512	10 - 57.147	
33	James FULLER	Alfa Romeo Giulia Sprint
1 - X:00.000	6 - 58.603	11 - 57.212
2 - 1:02.457	7 - 59.091	
3 - 58.541	8 - 57.442	
4 - 58.387	9 - 58.793	
5 - 57.317	10 - 57.513	
36	Richard CROSS	Triumph 2000 Mk1
1 - X:00.000	6 - 1:04.680	
2 - 1:09.688	7 - 1:12.941	
3 - 1:03.795		
4 - 1:03.632		
5 - 1:03.703		
39	Paul HOPKINSON	Alfa Romeo Giulia Sprint GT
1 - X:00.000	6 - 1:05.755	
2 - 1:13.266	7 - 1:05.518	
3 - 1:06.489	8 - 1:04.245	
4 - 1:06.342	9 - 1:04.093	
5 - 1:05.977	10 - 1:04.231	
43	Jim CLARK	Ford Lotus Cortina
1 - X:00.000	6 - 1:10.187	
2 - 1:16.152	7 - 1:10.281	
3 - 1:07.422	8 - 1:06.545	
4 - 1:08.985	9 - 1:07.436	
5 - 1:12.357		

Weather/Track: Bright / Dry

www.mstworld.com

Page 1 of 5

Mallory Park
Circuit Length = 1.3500 miles.
Start: 10:25 End: 10:35

Printed - 10:37 Sunday, 20 June 2010

HSCC 'ByBox' Historic Touring Cars

QUALIFYING LAP ANALYSIS - RACE 4 - Mallory Park - 20 June 2010

(contd.)

45	Nick MAYSON	Austin A40
1 - X:00.000	6 - 1:05.944	
2 - 1:13.620	7 - 1:07.732	
3 - 1:16.721	8 - 1:08.020	
4 - 1:11.280	9 - 1:08.141	
5 - 1:07.434		
49	Peter HORE	Ford Lotus Cortina
1 - X:00.000	6 - 58.591	11 - 59.036
2 - 1:05.665	7 - 59.489	
3 - 59.841	8 - 57.975	
4 - 58.097	9 - 58.112	
5 - 58.364	10 - 58.432	
50	Lisa READ	Ford Anglia 105E
1 - X:00.000	6 - 1:04.703	
2 - 1:14.123	7 - 1:02.212	
3 - 1:06.442	8 - 1:04.987	
4 - 1:04.468	9 - 1:03.473	
5 - 1:04.797	10 - 1:03.078	
57	Jonathan GOMM	Ford Lotus Cortina
1 - X:00.000	6 - 1:07.225	11 - 57.123
2 - 1:02.010	7 - 57.261	
3 - 59.923	8 - 57.344	
4 - 59.406	9 - 58.815	
5 - 59.480	10 - 58.017	
61	Brian WEBB	Ford Anglia 105E
1 - X:00.000	6 - 59.243	
2 - 1:11.160	7 - 1:00.386	
3 - 1:02.218	8 - 1:00.310	
4 - 59.490	9 - 59.162	
5 - 1:00.975	10 - 1:03.972	
64	David BRAND	Austin Mini Cooper S
1 - X:00.000	6 - 1:00.818	
2 - 1:10.185	7 - 1:00.627	
3 - 1:02.674	8 - 1:01.691	
4 - 1:01.942	9 - 1:02.811	
5 - 1:01.695	10 - 1:04.120	

Weather/Track: Bright / Dry

www.mstworld.com

Page 2 of 5

Mallory Park
Circuit Length = 1.3500 miles.
Start: 10:25 End: 10:35

Printed - 10:37 Sunday, 20 June 2010

HSCC 'ByBox' Historic Touring Cars

QUALIFYING LAP ANALYSIS - RACE 4 - Mallory Park - 20 June 2010

(contd.)

65	Andrew LAW	Ford Anglia 105E
1 - X:00.000	6 - 1:01.944	
2 - 1:10.222	7 - 1:00.402	
3 - 1:02.456	8 - 1:03.013	
4 - 1:02.257	9 - 1:01.214	
5 - 1:01.540	10 - 1:00.227	
73	Robyn SLATER	Ford Anglia
1 - X:00.000	6 - 1:03.996	
2 - 1:10.781	7 - 1:04.813	
3 - 1:03.911	8 - 1:04.513	
4 - 1:03.369	9 - 1:04.054	
5 - 1:04.057	10 - 1:02.047	
79	Mark JONES	Ford Lotus Cortina
1 - X:00.000	6 - 1:00.284	11 - 1:06.367
2 - 1:04.449	7 - 57.660	
3 - 59.189	8 - 59.936	
4 - 59.671	9 - 59.142	
5 - 59.897	10 - 58.386	
80	Mike SMITH	Morris Mini Cooper S
1 - X:00.000	6 - 58.627	11 - 58.231
2 - 1:03.897	7 - 57.743	
3 - 58.641	8 - 57.604	
4 - 58.759	9 - 58.018	
5 - 59.584	10 - 58.171	
81	Chris GLAISTER	Ford Anglia 100E
1 - X:00.000	6 - 1:02.044	11 - 1:02.107
2 - 1:07.014	7 - 1:02.038	
3 - 1:02.053	8 - 1:01.829	
4 - 1:01.677	9 - 1:02.549	
5 - 1:02.024	10 - 1:01.933	
85	Roger GODFREY	Austin Cooper S
1 - X:00.000	6 - 58.987	11 - 58.398
2 - 1:01.889	7 - 58.276	
3 - 59.491	8 - 58.908	
4 - 58.377	9 - 58.342	
5 - 58.964	10 - 58.155	

Weather/Track: Bright / Dry

www.mstworld.com

Page 3 of 5

Mallory Park
Circuit Length = 1.3500 miles.
Start: 10:25 End: 10:35

Printed - 10:37 Sunday, 20 June 2010

HSCC 'ByBox' Historic Touring Cars

QUALIFYING LAP ANALYSIS - RACE 4 - Mallory Park - 20 June 2010

(contd.)

86	Andrew JONES	Singer Chamois
1 - X:00.000	6 - 1:04.494	
2 - 1:10.020	7 - 1:03.573	
3 - 1:03.803	8 - 1:01.583	
4 - 1:01.810	9 - 1:03.223	
5 - 1:03.130	10 - 1:04.423	
87	Simon BENOY	Hillman Imp
1 - X:00.000	6 - 1:00.965	11 - 1:00.917
2 - 1:11.948	7 - 1:00.573	
3 - 1:05.628	8 - 59.669	
4 - 1:01.837	9 - 1:00.209	
5 - 1:00.347	10 - 59.650	
88	Martin BRAMWELL	Hillman Imp
1 - X:00.000	6 - 1:03.209	
2 - 1:12.059	7 - 1:01.157	
3 - 1:03.889	8 - 1:00.735	
4 - 1:02.307	9 - 1:00.691	
5 - 1:00.731	10 - 1:00.724	
91	Vince FROST	Hillman Imp
1 - X:00.000	6 - 1:04.009	
2 - 1:13.378	7 - 1:05.734	
3 - 1:09.289	8 - 1:03.770	
4 - 1:07.383	9 - 1:04.464	
5 - 1:05.400	10 - 1:04.545	
92	Colin GUNTON	Hillman Imp
1 - X:00.000	6 - 58.700	
2 - 1:06.518	7 - 58.473	
3 - 1:00.447	8 - 1:01.209	
4 - 1:00.408	9 - 58.788	
5 - 58.720	10 - 58.717	
94	Steve PLATTS	Singer Chamois
1 - X:00.000	6 - 1:00.712	
2 - 1:12.178	7 - 59.759	
3 - 1:03.180	8 - 59.304	
4 - 1:01.831	9 - 1:00.302	
5 - 1:00.919	10 - 59.592	

Weather/Track: Bright / Dry

www.mstworld.com

Page 4 of 5

Mallory Park
Circuit Length = 1.3500 miles.
Start: 10:25 End: 10:35

Printed - 10:37 Sunday, 20 June 2010

HSCC 'ByBox' Historic Touring Cars

QUALIFYING LAP ANALYSIS - RACE 4 - Mallory Park - 20 June 2010

(contd.)

95	Shaun HAZLEWOOD	Hillman Imp
1 - X:00.000	6 - 1:05.713	
2 - 1:04.981	7 - 1:01.743	
3 - 1:01.543	8 - 1:02.401	
4 - 1:01.523	9 - 1:03.980	
5 - 1:00.919	10 - 1:00.105	
96	Tim BROOK	Austin Mini Cooper
1 - X:00.000	6 - 1:02.244	
2 - 1:12.035	7 - 1:02.440	
3 - 1:04.727	8 - 1:02.487	
4 - 1:03.066	9 - 1:01.357	
5 - 1:04.425	10 - 1:01.201	
99	Ian GUNTON	Hillman Imp Super
1 - X:00.000	6 - 1:04.105	
2 - 1:10.123	7 - 1:06.758	
3 - 1:07.185	8 - 1:03.735	
4 - 1:06.860	9 - 1:05.359	
5 - 1:05.372		

Weather/Track: Bright / Dry

www.mstworld.com


Page 5 of 5

Mallory Park
Circuit Length = 1.3500 miles.
Start: 10:25 End: 10:35
Printed - 10:37 Sunday, 20 June 2010

HSCC 'ByBox' Historic Touring Cars

GRID FOR RACE 4 - Mallory Park - 20 June 2010 - AMENDED

ROW 14	43	CLARK	
ROW 13	39	HOPKINSON	45 MAYSON
ROW 12	99	GUNTON	91 FROST
ROW 11	50	READ	36 CROSS
ROW 10	81	GLAISTER	73 SLATER
ROW 9	14	MCKAY	86 JONES
ROW 8	88	BRAMWELL	96 BROOK
ROW 7	65	LAW	64 BRAND
ROW 6	87	BENOY	95 HAZLEWOOD
ROW 5	61	WEBB	94 PLATTS
ROW 4	85	GODFREY	92 GUNTON
ROW 3	79	JONES	49 HORE
ROW 2	33	FULLER	80 SMITH
ROW 1	23	COPE	57 GOMM
		POLE	



Weather/Track: Bright / Dry

Mallory Park
 Circuit Length = 1.3500 miles.
 Start: 10:25 End: 10:35

Clerk of the Course:		Timekeeper:
----------------------	--	-------------

Snappy Pizza Historic Formula Ford 2000 QUALIFYING - RACE 5 - Mallory Park - 20 June 2010

POS	NO	CL	DRIVER	NAT	CAR	TIME	LAPS	GAP	MPH
1	11	A	Stuart BOYER		Reynard SF77	48.484	13		100.23
2	75	A	Colin WRIGHT		Reynard SF79	48.517	13	0.033	100.17
3	34	A	Dale SPRUCE		Reynard SF79	48.554	13	0.070	100.09
4	41	A	Mark PIERCE		Sparton SF80	48.567	13	0.083	100.06
5	26	A	Tom POPE		Reynard SF79	48.582	12	0.098	100.03
6	48	A	Oliver THORPE		Royale RP27	48.665	13	0.181	99.86
7	16	A	Simon TOYNE		Reynard SF79	48.807	13	0.323	99.57
8	57	A	David WILD		Reynard SF79	49.051	13	0.567	99.08
9	72	A	Andrew STORER		Royale RP27	49.126	13	0.642	98.92
10	4	A	Steve GARDINER		Reynard SF80	49.348	12	0.864	98.48
11	60	A	Nigel GRANT		Delta T78	49.357	13	0.873	98.46
12	19	A	Scott TEMPLE		Delta T79	49.369	12	0.885	98.44
13	25	B	Antony RAINE		Merlyn MK28	49.607	13	1.123	97.97
14	22	A	John HAYES-HARLOW		Royale RP20	49.645	13	1.161	97.89
15	29	A	Eric HOULT		Lola T580	50.297	12	1.813	96.62
16	73	A	John WILSON		Royale RP26	50.555	13	2.071	96.13
17	99	B	Paul POSSAMAI		Lola T580	51.024	12	2.540	95.24
18	20	B	David CLARK		Dulon MP21	51.347	4	2.863	94.65
19	9	A	Adam ORMANDY		Reynard SF78	51.461	12	2.977	94.44
20	74	B	Seamus DOYLE		Lola T580	51.621	12	3.137	94.14
21	24	A	Alan GAPE		Royale RP27	51.653	12	3.169	94.08
22	46	C	John BOWLES		Royale RP9	52.727	12	4.243	92.17

Weather/Track: Bright / Dry

Mallory Park
Circuit Length = 1.3500 miles.
Start: 10:40 End: 10:50

Clerk of the Course:		Timekeeper:
----------------------	--	-------------

Snappy Pizza Historic Formula Ford 2000

QUALIFYING LAP ANALYSIS - RACE 5 - Mallory Park - 20 June 2010

4	Steve GARDINER				Reynard SF80
1 -	X:00.000	6 -	49.650	11 -	50.059
2 -	56.044	7 -	50.047	12 -	49.348
3 -	51.971	8 -	49.507		
4 -	50.534	9 -	49.351		
5 -	49.723	10 -	49.665		
9	Adam ORMANDY				Reynard SF78
1 -	X:00.000	6 -	51.952	11 -	51.461
2 -	56.342	7 -	52.307	12 -	51.518
3 -	52.492	8 -	53.084		
4 -	52.334	9 -	51.977		
5 -	54.067	10 -	51.716		
11	Stuart BOYER				Reynard SF77
1 -	X:00.000	6 -	55.661	11 -	49.290
2 -	53.581	7 -	48.633	12 -	49.141
3 -	53.036	8 -	48.842	13 -	49.107
4 -	49.029	9 -	49.440		
5 -	48.484	10 -	51.368		
16	Simon TOYNE				Reynard SF79
1 -	X:00.000	6 -	48.837	11 -	48.871
2 -	57.402	7 -	48.924	12 -	49.167
3 -	52.069	8 -	50.879	13 -	48.807
4 -	49.847	9 -	51.771		
5 -	50.607	10 -	50.444		
19	Scott TEMPLE				Delta T79
1 -	X:00.000	6 -	50.373	11 -	49.372
2 -	1:01.398	7 -	50.029	12 -	49.369
3 -	51.363	8 -	51.425		
4 -	50.376	9 -	51.307		
5 -	51.365	10 -	52.052		
20	David CLARK				Dulon MP21
1 -	X:00.000				
2 -	57.577				
3 -	52.428				
4 -	51.347				

Weather/Track: Bright / Dry

Snappy Pizza Historic Formula Ford 2000

QUALIFYING LAP ANALYSIS - RACE 5 - Mallory Park - 20 June 2010

(contd.)

22	John HAYES-HARLOW	Royale RP20		
1 -	X:00.000	6 -	50.242	11 - 49.645
2 -	55.103	7 -	50.557	12 - 49.828
3 -	51.567	8 -	49.978	13 - 49.797
4 -	52.455	9 -	49.830	
5 -	49.685	10 -	49.676	
24	Alan GAPE	Royale RP27		
1 -	X:00.000	6 -	52.638	11 - 54.615
2 -	1:00.426	7 -	58.076	12 - 51.653
3 -	55.640	8 -	53.302	
4 -	58.777	9 -	52.856	
5 -	53.732	10 -	53.054	
25	Antony RAINE	Merlyn MK28		
1 -	X:00.000	6 -	49.890	11 - 50.029
2 -	53.693	7 -	49.838	12 - 49.728
3 -	51.618	8 -	50.358	13 - 49.607
4 -	50.820	9 -	50.737	
5 -	49.910	10 -	50.319	
26	Tom POPE	Reynard SF79		
1 -	X:00.000	6 -	48.774	11 - 48.721
2 -	55.728	7 -	48.800	12 - 48.582
3 -	51.714	8 -	50.416	
4 -	49.319	9 -	1:17.316	
5 -	51.598	10 -	50.738	
29	Eric HOULT	Lola T580		
1 -	X:00.000	6 -	51.138	11 - 50.297
2 -	56.367	7 -	50.801	12 - 50.812
3 -	51.263	8 -	51.120	
4 -	50.871	9 -	51.481	
5 -	50.659	10 -	51.802	
34	Dale SPRUCE	Reynard SF79		
1 -	X:00.000	6 -	48.880	11 - 49.430
2 -	54.257	7 -	49.008	12 - 48.554
3 -	50.951	8 -	49.564	13 - 49.562
4 -	50.934	9 -	48.971	
5 -	49.144	10 -	49.304	

Weather/Track: Bright / Dry

www.mstworld.com

Page 2 of 4

Mallory Park
Circuit Length = 1.3500 miles.
Start: 10:40 End: 10:50

Printed - 10:53 Sunday, 20 June 2010

Snappy Pizza Historic Formula Ford 2000

QUALIFYING LAP ANALYSIS - RACE 5 - Mallory Park - 20 June 2010

(contd.)

41	Mark PIERCE	Sparton SF80			
1 -	X:00.000	6 -	48.973	11 -	48.785
2 -	56.397	7 -	50.561	12 -	48.567
3 -	50.494	8 -	49.805	13 -	49.924
4 -	50.279	9 -	48.656		
5 -	49.007	10 -	49.130		
46	John BOWLES	Royale RP9			
1 -	X:00.000	6 -	52.727	11 -	53.862
2 -	59.637	7 -	55.008	12 -	53.029
3 -	54.163	8 -	54.747		
4 -	53.740	9 -	53.148		
5 -	53.802	10 -	53.616		
48	Oliver THORPE	Royale RP27			
1 -	X:00.000	6 -	49.457	11 -	48.876
2 -	53.493	7 -	48.954	12 -	48.665
3 -	50.071	8 -	48.905	13 -	48.750
4 -	49.491	9 -	49.061		
5 -	49.159	10 -	49.274		
57	David WILD	Reynard SF79			
1 -	X:00.000	6 -	49.734	11 -	49.236
2 -	54.071	7 -	49.611	12 -	49.725
3 -	50.416	8 -	49.228	13 -	49.403
4 -	49.682	9 -	49.255		
5 -	49.091	10 -	49.051		
60	Nigel GRANT	Delta T78			
1 -	X:00.000	6 -	49.760	11 -	50.147
2 -	58.909	7 -	50.118	12 -	50.297
3 -	51.659	8 -	49.953	13 -	50.341
4 -	50.135	9 -	49.604		
5 -	49.759	10 -	49.357		
72	Andrew STORER	Royale RP27			
1 -	X:00.000	6 -	50.616	11 -	49.139
2 -	58.077	7 -	50.356	12 -	49.135
3 -	53.362	8 -	50.187	13 -	50.590
4 -	51.768	9 -	49.126		
5 -	50.631	10 -	49.301		

Weather/Track: Bright / Dry

www.mstworld.com

Page 3 of 4

Mallory Park
Circuit Length = 1.3500 miles.
Start: 10:40 End: 10:50

Printed - 10:53 Sunday, 20 June 2010

Snappy Pizza Historic Formula Ford 2000

QUALIFYING LAP ANALYSIS - RACE 5 - Mallory Park - 20 June 2010

(contd.)

73	John WILSON				Royale RP26
1 -	X:00.000	6 -	50.592	11 -	50.919
2 -	55.048	7 -	50.953	12 -	50.598
3 -	50.953	8 -	50.687	13 -	50.620
4 -	50.812	9 -	50.555		
5 -	51.102	10 -	50.557		
74	Seamus DOYLE				Lola T580
1 -	X:00.000	6 -	52.173	11 -	51.621
2 -	1:00.601	7 -	51.803	12 -	52.068
3 -	53.614	8 -	51.783		
4 -	51.934	9 -	52.352		
5 -	52.777	10 -	52.826		
75	Colin WRIGHT				Reynard SF79
1 -	X:00.000	6 -	48.549	11 -	49.959
2 -	54.905	7 -	48.558	12 -	48.517
3 -	51.176	8 -	50.213	13 -	49.734
4 -	49.870	9 -	49.520		
5 -	48.917	10 -	49.411		
99	Paul POSSAMAI				Lola T580
1 -	X:00.000	6 -	51.806	11 -	51.371
2 -	56.538	7 -	52.272	12 -	51.024
3 -	52.976	8 -	51.725		
4 -	53.070	9 -	51.852		
5 -	51.721	10 -	51.486		

Weather/Track: Bright / Dry

www.mstworld.com

Page 4 of 4


Mallory Park
Circuit Length = 1.3500 miles.
Start: 10:40 End: 10:50

Printed - 10:53 Sunday, 20 June 2010

Snappy Pizza Historic Formula Ford 2000

GRID FOR RACE 5 - Mallory Park - 20 June 2010 - AMENDED

ROW 11	24 GAPE	46 BOWLES
ROW 10	9 ORMANDY	74 DOYLE
ROW 9	99 POSSAMAI	20 CLARK
ROW 8	29 HOULT	73 WILSON
ROW 7	25 RAINE	22 HAYES-HARLOW
ROW 6	60 GRANT	19 TEMPLE
ROW 5	72 STORER	4 GARDINER
ROW 4	16 TOYNE	57 WILD
ROW 3	26 POPE	48 THORPE
ROW 2	34 SPRUCE	41 PIERCE
ROW 1	11 BOYER	75 WRIGHT
	POLE	



Weather/Track: Bright / Dry

Mallory Park
 Circuit Length = 1.3500 miles.
 Start: 10:40 End: 10:50

Clerk of the Course:		Timekeeper:
----------------------	--	-------------

**HSCC Historic Road Sports supported by Zircotec
 QUALIFYING - RACE 6 - Mallory Park - 20 June 2010**

POS	NO	CL	DRIVER	NAT	CAR	TIME	LAPS	GAP	MPH
1	5	C	Dave RANDALL		Ginetta G4	53.725	11		90.46
2	47	C	Alan HARPER		Lotus Elan	55.623	11	1.898	87.37
3	48	C	Barry ASHDOWN		Lotus Elan	55.842	11	2.117	87.03
4	72	C	Jim GATHERCOLE		Lotus Elan Plus 2	56.287	10	2.562	86.34
5	30	C	Mark HALSTEAD		Lotus Elan S1	56.440	10	2.715	86.10
6	15	B	Mike EAGLES		Milano GT Mk1	56.810	11	3.085	85.54
7	71	E	Dick COFFEY		Turner Mk1	57.260	11	3.535	84.87
8	87	C	Bill SMITH		Marcos 1600GT	57.712	10	3.987	84.21
9	33	C	Brian COWAN		Lotus Elan S3	58.004	11	4.279	83.78
10	3	A	Martin EDRIDGE		Ford Mustang	58.740	11	5.015	82.73
11	44	B	Dave KIRBY		Triumph TR6	59.154	10	5.429	82.15
12	13	D	Dean FORWARD		Alfa Romeo Giulia Sport GT	59.156	11	5.431	82.15
13	90	D	Steve WINTER		Porsche 911	59.995	10	6.270	81.00
14	61	C	Geoff SIZZEY		Turner Mk 3	1:00.299	10	6.574	80.59
15	66	C	Jonathan STRINGER		Lotus 7	1:00.443	10	6.718	80.40
16	93	D	Glynn EVANS		Porsche 911	1:00.523	11	6.798	80.30
17	6	C	Laurence KENNEDY		Lotus Elan S4	1:00.659	10	6.934	80.12
18	85	G	Michael SMITH		Lotus Elan	1:01.499	10	7.774	79.02
19	68	D	Steven BEE		Volvo 1800S	1:04.427	9	10.702	75.43
20	91	F	Richard OWEN		Triumph TR2	1:06.517	9	12.792	73.06
21	65	G	Nicholas MORRISON		MGB	1:07.045	9	13.320	72.48

Car 71 - no working transponder
 Weather/Track: Bright / Dry

Mallory Park
 Circuit Length = 1.3500 miles.
 Start: 10:57 End: 11:07

Clerk of the Course:		Timekeeper:
----------------------	--	-------------

HSCC Historic Road Sports supported by Zircotec
QUALIFYING LAP ANALYSIS - RACE 6 - Mallory Park - 20 June 2010

3	Martin EDRIDGE	Ford Mustang
1 - X:00.000	6 - 59.091	11 - 58.904
2 - 1:05.623	7 - 59.663	
3 - 1:00.538	8 - 59.004	
4 - 1:00.904	9 - 58.924	
5 - 1:00.199	10 - 58.740	
5	Dave RANDALL	Ginetta G4
1 - X:00.000	6 - 54.784	11 - 54.520
2 - 1:02.099	7 - 53.725	
3 - 57.307	8 - 54.855	
4 - 54.734	9 - 54.015	
5 - 55.096	10 - 54.788	
6	Laurence KENNEDY	Lotus Elan S4
1 - X:00.000	6 - 1:05.522	
2 - 1:12.786	7 - 1:02.397	
3 - 1:12.817	8 - 1:01.062	
4 - 1:08.239	9 - 1:00.858	
5 - 1:03.014	10 - 1:00.659	
13	Dean FORWARD	Alfa Romeo Giulia Sport GT
1 - X:00.000	6 - 1:00.018	11 - 1:01.111
2 - 1:08.224	7 - 1:03.224	
3 - 1:02.155	8 - 1:00.011	
4 - 1:00.732	9 - 59.403	
5 - 1:00.595	10 - 59.156	
15	Mike EAGLES	Milano GT Mk1
1 - X:00.000	6 - 56.810	11 - 57.054
2 - 1:10.118	7 - 57.706	
3 - 1:03.510	8 - 56.980	
4 - 57.680	9 - 58.832	
5 - 57.391	10 - 56.849	
30	Mark HALSTEAD	Lotus Elan S1
1 - X:00.000	6 - 1:23.667	
2 - 1:09.790	7 - 58.241	
3 - 1:11.048	8 - 57.597	
4 - 57.027	9 - 56.440	
5 - 59.800	10 - 59.398	

Car 71 - no working transponder
 Weather/Track: Bright / Dry

HSCC Historic Road Sports supported by Zircotec
QUALIFYING LAP ANALYSIS - RACE 6 - Mallory Park - 20 June 2010
 (contd.)

33	Brian COWAN	Lotus Elan S3
1 - X:00.000	6 - 59.153	11 - 59.750
2 - 1:06.345	7 - 58.387	
3 - 59.571	8 - 59.711	
4 - 58.004	9 - 59.570	
5 - 59.945	10 - 1:00.099	
44	Dave KIRBY	Triumph TR6
1 - X:00.000	6 - 1:01.527	
2 - 1:12.933	7 - 1:00.148	
3 - 1:05.095	8 - 1:00.882	
4 - 1:00.123	9 - 59.154	
5 - 59.833	10 - 59.318	
47	Alan HARPER	Lotus Elan
1 - X:00.000	6 - 58.985	11 - 58.245
2 - 1:07.943	7 - 59.847	
3 - 59.354	8 - 58.363	
4 - 56.918	9 - 58.759	
5 - 55.623	10 - 59.523	
48	Barry ASHDOWN	Lotus Elan
1 - X:00.000	6 - 56.556	11 - 59.952
2 - 1:14.670	7 - 57.934	
3 - 1:03.617	8 - 56.796	
4 - 59.324	9 - 56.898	
5 - 58.103	10 - 55.842	
61	Geoff SIZZEY	Turner Mk 3
1 - X:00.000	6 - 1:04.493	
2 - 1:08.909	7 - 1:02.421	
3 - 1:04.651	8 - 1:01.192	
4 - 1:03.187	9 - 1:01.064	
5 - 1:03.471	10 - 1:00.299	
65	Nicholas MORRISON	MGB
1 - X:00.000	6 - 1:09.239	
2 - 1:18.188	7 - 1:07.662	
3 - 1:12.560	8 - 1:07.045	
4 - 1:09.705	9 - 1:08.929	
5 - 1:08.851		

Car 71 - no working transponder
 Weather/Track: Bright / Dry

HSCC Historic Road Sports supported by Zircotec
QUALIFYING LAP ANALYSIS - RACE 6 - Mallory Park - 20 June 2010
 (contd.)

66	Jonathan STRINGER	Lotus 7
1 - X:00.000	6 - 1:02.702	
2 - 1:06.125	7 - 1:06.147	
3 - 1:02.834	8 - 1:04.944	
4 - 1:02.292	9 - 1:01.444	
5 - 1:01.608	10 - 1:00.443	
68	Steven BEE	Volvo 1800S
1 - X:00.000	6 - 1:07.427	
2 - 1:12.238	7 - 1:06.187	
3 - 1:08.129	8 - 1:04.427	
4 - 1:05.202	9 - 1:04.978	
5 - 1:07.944		
71	Dick COFFEY	Turner Mk1
1 - X:00.000	6 - 57.642	11 - 58.482
2 - 1:12.054	7 - 57.921	
3 - 1:03.076	8 - 1:01.637	
4 - 1:00.680	9 - 57.266	
5 - 59.515	10 - 57.260	
72	Jim GATHERCOLE	Lotus Elan Plus 2
1 - X:00.000	6 - 57.185	
2 - 1:04.611	7 - 56.492	
3 - 1:04.660	8 - 57.513	
4 - 59.103	9 - 1:00.716	
5 - 56.287	10 - 1:07.359	
85	Michael SMITH	Lotus Elan
1 - X:00.000	6 - 1:03.759	
2 - 1:18.437	7 - 1:05.465	
3 - 1:11.961	8 - 1:05.495	
4 - 1:06.370	9 - 1:02.894	
5 - 1:01.499	10 - 1:16.187	
87	Bill SMITH	Marcos 1600GT
1 - X:00.000	6 - 58.129	
2 - 1:06.244	7 - 57.712	
3 - 1:01.214	8 - 58.282	
4 - 1:00.854	9 - 57.802	
5 - 59.359	10 - 59.000	

Car 71 - no working transponder
 Weather/Track: Bright / Dry


HSCC Historic Road Sports supported by Zircotec
QUALIFYING LAP ANALYSIS - RACE 6 - Mallory Park - 20 June 2010
 (contd.)

90	Steve WINTER	Porsche 911
1 - X:00.000	6 - 1:00.876	
2 - 1:11.888	7 - 1:01.845	
3 - 1:01.595	8 - 59.995	
4 - 1:00.463	9 - 1:02.534	
5 - 1:00.683	10 - 1:00.480	
91	Richard OWEN	Triumph TR2
1 - X:00.000	6 - 1:08.000	
2 - 1:16.317	7 - 1:06.890	
3 - 1:07.254	8 - 1:13.793	
4 - 1:07.014	9 - 1:06.517	
5 - 1:07.215		
93	Glynn EVANS	Porsche 911
1 - X:00.000	6 - 1:00.937	11 - 1:01.336
2 - 1:11.664	7 - 1:00.523	
3 - 1:04.971	8 - 1:02.047	
4 - 1:02.812	9 - 1:01.552	
5 - 1:02.811	10 - 1:02.483	

Car 71 - no working transponder
 Weather/Track: Bright / Dry

**HSCC Historic Road Sports supported by Zircotec
 GRID FOR RACE 6 - Mallory Park - 20 June 2010**

ROW 11	65	MORRISON	
ROW 10	68	BEE	91 OWEN
ROW 9	6	KENNEDY	85 SMITH
ROW 8	66	STRINGER	93 EVANS
ROW 7	90	WINTER	61 SIZZEY
ROW 6	44	KIRBY	13 FORWARD
ROW 5	33	COWAN	3 EDRIDGE
ROW 4	71	COFFEY	87 SMITH
ROW 3	30	HALSTEAD	15 EAGLES
ROW 2	48	ASHDOWN	72 GATHERCOLE
ROW 1	5	RANDALL	47 HARPER
		POLE	



**Car 71 - no working transponder
 Weather/Track: Bright / Dry**

Mallory Park
 Circuit Length = 1.3500 miles.
 Start: 10:57 End: 11:07

Clerk of the Course:		Timekeeper:
----------------------	--	-------------

HSCC Grandstand Motor Sports Historic FF Championship in Association with Avon Tyre

RACE 1 - CLASSIFICATION - Mallory Park - 20 June 2010

POS	NO	CL	DRIVER	NAT	CAR	TIME	LAPS	GAP	MPH	BEST
1	64		Darren BURKE		Macon MR8	15:10.287	18		96.10	49.892
2	62		Ian ASHLEY		Lola T200	15:18.658	18	8.371	95.22	50.278
3	88		Derek RODGERS		Merlyn MK11A	15:26.594	18	16.307	94.41	50.746
4	18		Stuart DIX		Cooper Chinook	15:27.060	18	16.773	94.36	50.396
5	57		David WILD		Lola T200	15:28.293	18	18.006	94.23	50.731
6	16		Simon TOYNE		Lola T200	15:28.888	18	18.601	94.17	50.875
7	8		Andrew MANSELL		Merlyn Mk11A	15:42.811	18	32.524	92.78	51.058
8	33		Andrew WILLIS		Lola T200	15:44.138	18	33.851	92.65	51.404
9	32		Pertti KIIVERI		Kvantti MK1	15:45.284	18	34.997	92.54	51.300
10	54		Alex MEEK		Merlyn Mk20A	15:45.494	18	35.207	92.52	51.476
11	44		John BLADON		Merlyn Mk11A	15:55.309	18	45.022	91.57	51.817
12	27		Dick DIXON		Lotus 61	15:56.129	18	45.842	91.49	51.778
13	49		John OWEN		Alexis MK14	15:58.178	18	47.891	91.29	51.432
14	4		John SYKES		Merlyn Mk11A/20	15:15.641	17	1 LAP	90.23	52.255
15	28		Michael WALES		Merlyn Mk20	15:21.813	17	1 LAP	89.62	52.894
16	92	N	Alistair LITTLEWOOD		Merlyn Mk20A	15:22.062	17	1 LAP	89.60	52.293
17	99	N	Austin MACKIE		Macon MR8	15:35.083	17	1 LAP	88.35	53.136
18	53		Andrew GOORD		Merlyn Mk20A	15:44.286	17	1 LAP	87.49	54.392
19	46		Mike BROMLEY		Merlyn Mk11A	15:45.289	17	1 LAP	87.40	53.597
20	20		Nick TART		March 708	15:24.279	16	2 LAPS	84.13	55.496
21	97	N	Philip WALKER		Crossle 16F	15:33.231	16	2 LAPS	83.32	55.462

NOT CLASSIFIED

40			Peter LAVENDER		Merlyn Mk11A/17	2:51.037	3	D.N.F.	85.24	53.232
5			Benn SIMMS		Alexis Mk14	57.512	1	D.N.F.	84.50	57.512

FASTEST LAP

64			Darren BURKE		Macon MR8	49.892	6	97.41mph	156.76kph	
92	N		Alistair LITTLEWOOD		Merlyn Mk20A	52.293	12	92.93mph	149.56kph	

Weather/Track: Bright / Dry

Mallory Park
Circuit Length = 1.3500 miles.
Start: 11:27 End: 11:42

Clerk of the Course:		Timekeeper:
----------------------	--	-------------

**HSCC Grandstand Motor Sports Historic FF Championship in Association with Avon Tyre
RACE 1 - LAP ANALYSIS - Mallory Park - 20 June 2010**

4	John SYKES	Merlyn Mk11A/20					
1 -	1:02.928	6 -	54.858	11 -	53.324	16 -	52.255
2 -	53.252	7 -	53.372	12 -	52.687	17 -	53.070
3 -	53.877	8 -	53.596	13 -	52.711		
4 -	53.282	9 -	53.479	14 -	53.098		
5 -	53.935	10 -	52.795	15 -	53.122		
5	Benn SIMMS	Alexis Mk14					
1 -	57.512						
8	Andrew MANSELL	Merlyn Mk11A					
1 -	59.884	6 -	51.604	11 -	52.056	16 -	51.310
2 -	52.102	7 -	52.373	12 -	53.377	17 -	51.352
3 -	51.548	8 -	52.404	13 -	51.976	18 -	51.816
4 -	51.788	9 -	51.493	14 -	52.431		
5 -	51.058	10 -	52.841	15 -	51.398		
16	Simon TOYNE	Lola T200					
1 -	58.494	6 -	51.320	11 -	51.122	16 -	51.051
2 -	51.820	7 -	51.062	12 -	51.054	17 -	50.995
3 -	51.576	8 -	50.989	13 -	51.028	18 -	50.977
4 -	50.875	9 -	51.653	14 -	51.343		
5 -	51.074	10 -	51.392	15 -	51.063		
18	Stuart DIX	Cooper Chinook					
1 -	59.474	6 -	50.749	11 -	51.113	16 -	51.250
2 -	50.918	7 -	51.083	12 -	51.181	17 -	50.901
3 -	51.137	8 -	51.389	13 -	50.817	18 -	51.048
4 -	50.795	9 -	51.188	14 -	51.439		
5 -	50.396	10 -	51.290	15 -	50.892		
20	Nick TART	March 708					
1 -	1:09.952	6 -	56.011	11 -	57.397	16 -	56.590
2 -	56.972	7 -	56.995	12 -	57.984		
3 -	55.496	8 -	57.930	13 -	56.563		
4 -	56.058	9 -	57.819	14 -	57.383		
5 -	55.718	10 -	57.525	15 -	57.886		

Weather/Track: Bright / Dry

www.mstworld.com

Page 1 of 4

Mallory Park
Circuit Length = 1.3500 miles.
Start: 11:27 End: 11:42

Printed - 11:45 Sunday, 20 June 2010

HSCC Grandstand Motor Sports Historic FF Championship in Association with Avon Tyre

RACE 1 - LAP ANALYSIS - Mallory Park - 20 June 2010

(contd.)

27	Dick DIXON	Lotus 61					
1 -	1:01.717	6 -	53.403	11 -	53.256	16 -	52.264
2 -	52.493	7 -	52.514	12 -	53.339	17 -	52.198
3 -	52.030	8 -	52.358	13 -	54.710	18 -	52.083
4 -	52.252	9 -	52.373	14 -	52.758		
5 -	51.972	10 -	51.778	15 -	52.631		
28	Michael WALES	Merlyn Mk20					
1 -	1:03.365	6 -	54.993	11 -	54.933	16 -	53.671
2 -	53.408	7 -	53.595	12 -	53.016	17 -	54.358
3 -	53.452	8 -	53.225	13 -	53.241		
4 -	54.314	9 -	53.460	14 -	53.553		
5 -	53.383	10 -	52.952	15 -	52.894		
32	Pertti KIIVERI	Kvantti MK1					
1 -	1:01.541	6 -	52.353	11 -	51.300	16 -	51.558
2 -	51.983	7 -	52.174	12 -	53.637	17 -	51.720
3 -	52.294	8 -	52.409	13 -	51.368	18 -	51.894
4 -	51.446	9 -	51.826	14 -	52.544		
5 -	52.191	10 -	51.648	15 -	51.398		
33	Andrew WILLIS	Lola T200					
1 -	1:00.614	6 -	51.800	11 -	51.869	16 -	51.792
2 -	51.798	7 -	51.842	12 -	52.143	17 -	52.038
3 -	51.404	8 -	51.900	13 -	52.184	18 -	52.660
4 -	51.663	9 -	51.686	14 -	51.953		
5 -	51.870	10 -	52.986	15 -	51.936		
40	Peter LAVENDER	Merlyn Mk11A/17					
1 -	1:02.342						
2 -	53.232						
3 -	55.463						
44	John BLADON	Merlyn Mk11A					
1 -	1:00.721	6 -	53.179	11 -	53.676	16 -	52.516
2 -	52.276	7 -	52.704	12 -	52.796	17 -	52.531
3 -	51.817	8 -	52.433	13 -	53.558	18 -	52.419
4 -	52.028	9 -	52.446	14 -	53.052		
5 -	52.361	10 -	52.223	15 -	52.573		

Weather/Track: Bright / Dry

www.mstworld.com

Page 2 of 4

Mallory Park
Circuit Length = 1.3500 miles.
Start: 11:27 End: 11:42

Printed - 11:45 Sunday, 20 June 2010

HSCC Grandstand Motor Sports Historic FF Championship in Association with Avon Tyre

RACE 1 - LAP ANALYSIS - Mallory Park - 20 June 2010

(contd.)

46	Mike BROMLEY	Merlyn Mk11A					
1 -	1:07.613	6 -	54.665	11 -	55.175	16 -	55.497
2 -	53.597	7 -	55.063	12 -	53.970	17 -	55.660
3 -	53.682	8 -	54.697	13 -	55.632		
4 -	56.043	9 -	55.058	14 -	54.276		
5 -	54.965	10 -	55.674	15 -	54.022		
49	John OWEN	Alexis MK14					
1 -	1:01.940	6 -	59.774	11 -	52.496	16 -	52.380
2 -	52.903	7 -	52.518	12 -	52.868	17 -	51.457
3 -	51.826	8 -	52.570	13 -	52.021	18 -	51.729
4 -	51.659	9 -	52.720	14 -	53.433		
5 -	51.432	10 -	52.312	15 -	52.140		
53	Andrew GOORD	Merlyn Mk20A					
1 -	1:05.193	6 -	54.403	11 -	55.343	16 -	55.045
2 -	54.408	7 -	54.842	12 -	54.446	17 -	55.355
3 -	54.997	8 -	54.628	13 -	55.893		
4 -	55.605	9 -	54.392	14 -	54.513		
5 -	55.338	10 -	55.049	15 -	54.836		
54	Alex MEEK	Merlyn Mk20A					
1 -	1:00.258	6 -	51.476	11 -	52.257	16 -	52.067
2 -	52.575	7 -	52.051	12 -	51.861	17 -	51.764
3 -	51.786	8 -	52.040	13 -	52.138	18 -	52.295
4 -	51.721	9 -	51.632	14 -	53.038		
5 -	51.541	10 -	52.894	15 -	52.100		
57	David WILD	Lola T200					
1 -	58.806	6 -	50.761	11 -	51.090	16 -	51.386
2 -	52.099	7 -	50.907	12 -	50.964	17 -	50.991
3 -	51.404	8 -	51.337	13 -	51.107	18 -	50.918
4 -	50.731	9 -	51.428	14 -	51.310		
5 -	51.019	10 -	51.068	15 -	50.967		
62	Ian ASHLEY	Lola T200					
1 -	56.355	6 -	50.278	11 -	50.692	16 -	51.197
2 -	50.676	7 -	50.460	12 -	51.349	17 -	51.347
3 -	50.534	8 -	51.174	13 -	50.579	18 -	50.788
4 -	50.556	9 -	50.515	14 -	50.829		
5 -	50.307	10 -	50.324	15 -	50.698		

Weather/Track: Bright / Dry

www.mstworld.com

Page 3 of 4

Mallory Park
Circuit Length = 1.3500 miles.
Start: 11:27 End: 11:42

Printed - 11:45 Sunday, 20 June 2010

HSCC Grandstand Motor Sports Historic FF Championship in Association with Avon Tyre

RACE 1 - LAP ANALYSIS - Mallory Park - 20 June 2010

(contd.)

64	Darren BURKE				Macon MR8
1 -	55.462	6 -	49.892	11 -	50.934
2 -	50.230	7 -	50.547	12 -	51.263
3 -	50.132	8 -	49.959	13 -	50.127
4 -	50.032	9 -	50.320	14 -	50.098
5 -	50.085	10 -	49.897	15 -	49.937
88	Derek RODGERS				Merlyn MK11A
1 -	57.681	6 -	50.834	11 -	51.170
2 -	50.861	7 -	51.053	12 -	51.305
3 -	50.812	8 -	51.320	13 -	50.746
4 -	52.029	9 -	50.860	14 -	51.729
5 -	51.043	10 -	51.429	15 -	50.866
92	Alistair LITTLEWOOD				Merlyn Mk20A
1 -	1:04.174	6 -	54.746	11 -	56.340
2 -	53.206	7 -	53.355	12 -	52.293
3 -	53.211	8 -	53.556	13 -	53.137
4 -	53.650	9 -	53.455	14 -	54.177
5 -	53.528	10 -	53.034	15 -	52.319
97	Philip WALKER				Crossle 16F
1 -	1:09.204	6 -	58.738	11 -	57.631
2 -	58.079	7 -	58.036	12 -	56.991
3 -	56.891	8 -	57.360	13 -	58.703
4 -	57.477	9 -	58.140	14 -	55.462
5 -	57.803	10 -	57.668	15 -	56.641
99	Austin MACKIE				Macon MR8
1 -	1:08.402	6 -	53.588	11 -	56.830
2 -	53.466	7 -	53.771	12 -	54.209
3 -	53.136	8 -	53.922	13 -	53.307
4 -	55.450	9 -	53.727	14 -	53.534
5 -	54.973	10 -	53.782	15 -	56.480

Weather/Track: Bright / Dry

www.mstworld.com

Page 4 of 4

Mallory Park
Circuit Length = 1.3500 miles.
Start: 11:27 End: 11:42

Printed - 11:45 Sunday, 20 June 2010

**HSCC Grandstand Motor Sports Historic FF Championship in Association with Avon Tyre
RACE 1 - LAP CHART - Mallory Park - 20 June 2010**

Lap 1			Lap 2			Lap 3			Lap 4			Lap 5		
No	Behind	Laptime	No	Behind	Laptime	No	Behind	Laptime	No	Behind	Laptime	No	Behind	Laptime
64		55.462	64		50.230	64		50.132	64		50.032	64		50.085
62	0.893	56.355	62	1.339	50.676	62	1.741	50.534	62	2.265	50.556	62	2.487	50.307
5	2.050	57.512	88	2.850	50.861	88	3.530	50.812	88	5.527	52.029	88	6.485	51.043
88	2.219	57.681	16	4.622	51.820	18	5.705	51.137	18	6.468	50.795	18	6.779	50.396
16	3.032	58.494	18	4.700	50.918	16	6.066	51.576	16	6.909	50.875	16	7.898	51.074
57	3.344	58.806	57	5.213	52.099	57	6.485	51.404	57	7.184	50.731	57	8.118	51.019
18	4.012	59.474	8	6.294	52.102	8	7.710	51.548	8	9.466	51.788	8	10.439	51.058
8	4.422	59.884	33	6.720	51.798	33	7.992	51.404	33	9.623	51.663	33	11.408	51.870
54	4.796	1:00.258	54	7.141	52.575	54	8.795	51.786	54	10.484	51.721	54	11.940	51.541
33	5.152	1:00.614	44	7.305	52.276	44	8.990	51.817	44	10.986	52.028	44	13.262	52.361
44	5.259	1:00.721	32	7.832	51.983	32	9.994	52.294	32	11.408	51.446	32	13.514	52.191
32	6.079	1:01.541	27	8.518	52.493	27	10.416	52.030	49	12.472	51.659	49	13.819	51.432
27	6.255	1:01.717	49	9.151	52.903	49	10.845	51.826	27	12.636	52.252	27	14.523	51.972
49	6.478	1:01.940	40	9.882	53.232	4	14.233	53.877	4	17.483	53.282	4	21.333	53.935
40	6.880	1:02.342	4	10.488	53.252	28	14.401	53.452	92	18.385	53.650	92	21.828	53.528
4	7.466	1:02.928	28	11.081	53.408	92	14.767	53.211	28	18.683	54.314	28	21.981	53.383
28	7.903	1:03.365	92	11.688	53.206	40	15.213	55.463	53	24.347	55.605	99	29.486	54.973
92	8.712	1:04.174	53	13.909	54.408	53	18.774	54.997	99	24.598	55.450	53	29.600	55.338
53	9.731	1:05.193	46	15.518	53.597	46	19.068	53.682	46	25.079	56.043	46	29.959	54.965
46	12.151	1:07.613	99	16.176	53.466	99	19.180	53.136	20	32.622	56.058	20	38.255	55.718
99	12.940	1:08.402	20	21.232	56.972	20	26.596	55.496	97	35.795	57.477	97	43.513	57.803
97	13.742	1:09.204	97	21.591	58.079	97	28.350	56.891						
20	14.490	1:09.952												

Weather/Track: Bright / Dry

Mallory Park
Circuit Length = 1.3500 miles.
Start: 11:27 End: 11:42

HSCC Grandstand Motor Sports Historic FF Championship in Association with Avon Tyre

RACE 1 - LAP CHART - Mallory Park - 20 June 2010

(contd.)

Lap 6			Lap 7			Lap 8			Lap 9			Lap 10		
No	Behind	Laptime	No	Behind	Laptime	No	Behind	Laptime	No	Behind	Laptime	No	Behind	Laptime
64		49.892	64		50.547	64		49.959	64		50.320	64		49.897
62	2.873	50.278	97	1 LAP	58.738	20	1 LAP	56.995	62	4.196	50.515	62	4.623	50.324
88	7.427	50.834	62	2.786	50.460	62	4.001	51.174	20	1 LAP	57.930	88	11.366	51.429
18	7.636	50.749	88	7.933	51.053	88	9.294	51.320	88	9.834	50.860	18	11.863	51.290
57	8.987	50.761	18	8.172	51.083	18	9.602	51.389	18	10.470	51.188	57	13.004	51.068
16	9.326	51.320	57	9.347	50.907	97	1 LAP	58.036	57	11.833	51.428	16	13.699	51.392
8	12.151	51.604	16	9.841	51.062	57	10.725	51.337	16	12.204	51.653	20	1 LAP	57.819
33	13.316	51.800	8	13.977	52.373	16	10.871	50.989	97	1 LAP	57.360	8	20.539	52.841
54	13.524	51.476	33	14.611	51.842	8	16.422	52.404	8	17.595	51.493	33	21.007	52.986
32	15.975	52.353	54	15.028	52.051	33	16.552	51.900	33	17.918	51.686	54	21.418	52.894
44	16.549	53.179	32	17.602	52.174	54	17.109	52.040	54	18.421	51.632	32	23.309	51.648
27	18.034	53.403	44	18.706	52.704	32	20.052	52.409	32	21.558	51.826	97	1 LAP	58.140
49	23.701	59.774	27	20.001	52.514	44	21.180	52.433	44	23.306	52.446	44	25.632	52.223
4	26.299	54.858	49	25.672	52.518	27	22.400	52.358	27	24.453	52.373	27	26.334	51.778
92	26.682	54.746	4	29.124	53.372	49	28.283	52.570	49	30.683	52.720	49	33.098	52.312
28	27.082	54.993	92	29.490	53.355	4	32.761	53.596	4	35.920	53.479	4	38.818	52.795
99	33.182	53.588	28	30.130	53.595	92	33.087	53.556	92	36.222	53.455	92	39.359	53.034
53	34.111	54.403	99	36.406	53.771	28	33.396	53.225	28	36.536	53.460	28	39.591	52.952
46	34.732	54.665	53	38.406	54.842	99	40.369	53.922	99	43.776	53.727	99	47.661	53.782
20	44.374	56.011	46	39.248	55.063	53	43.075	54.628	53	47.147	54.392			
						46	43.986	54.697	46	48.724	55.058			

Weather/Track: Bright / Dry

www.mstworld.com

Page 2 of 4

Mallory Park
Circuit Length = 1.3500 miles.
Start: 11:27 End: 11:42

Printed - 11:45 Sunday, 20 June 2010

HSCC Grandstand Motor Sports Historic FF Championship in Association with Avon Tyre

RACE 1 - LAP CHART - Mallory Park - 20 June 2010

(contd.)

Lap 11			Lap 12			Lap 13			Lap 14			Lap 15		
No	Behind	Laptime	No	Behind	Laptime	No	Behind	Laptime	No	Behind	Laptime	No	Behind	Laptime
64		50.934	64		51.263	64		50.127	64		50.098	64		49.937
53	1 LAP	55.049	99	1 LAP	56.830	62	4.919	50.579	62	5.650	50.829	28	1 LAP	53.553
46	1 LAP	55.674	62	4.467	51.349	99	1 LAP	54.209	99	1 LAP	53.307	92	1 LAP	54.177
62	4.381	50.692	53	1 LAP	55.343	53	1 LAP	54.446	88	13.894	51.729	97	2 LAPS	58.703
88	11.602	51.170	46	1 LAP	55.175	46	1 LAP	53.970	18	13.991	51.439	62	6.411	50.698
18	12.042	51.113	88	11.644	51.305	88	12.263	50.746	57	15.053	51.310	99	1 LAP	53.534
57	13.160	51.090	18	11.960	51.181	18	12.650	50.817	53	1 LAP	55.893	88	14.823	50.866
16	13.887	51.122	57	12.861	50.964	57	13.841	51.107	16	15.824	51.343	18	14.946	50.892
8	21.661	52.056	16	13.678	51.054	16	14.579	51.028	46	1 LAP	55.632	57	16.083	50.967
33	21.942	51.869	33	22.822	52.143	33	24.879	52.184	33	26.734	51.953	16	16.950	51.063
54	22.741	52.257	54	23.339	51.861	54	25.350	52.138	8	27.957	52.431	53	1 LAP	54.513
20	1 LAP	57.525	8	23.775	53.377	8	25.624	51.976	54	28.290	53.038	46	1 LAP	54.276
32	23.675	51.300	32	26.049	53.637	32	27.290	51.368	32	29.736	52.544	33	28.733	51.936
44	28.374	53.676	20	1 LAP	57.397	44	33.338	53.558	44	36.292	53.052	8	29.418	51.398
27	28.656	53.256	44	29.907	52.796	27	35.315	54.710	27	37.975	52.758	54	30.453	52.100
97	1 LAP	57.668	27	30.732	53.339	20	1 LAP	57.984	49	41.494	53.433	32	31.197	51.398
49	34.660	52.496	49	36.265	52.868	49	38.159	52.021	20	1 LAP	56.563	44	38.928	52.573
4	41.208	53.324	97	1 LAP	57.631	97	1 LAP	56.991	4	48.216	53.098	27	40.669	52.631
28	43.590	54.933	4	42.632	52.687	4	45.216	52.711				49	43.697	52.140
92	44.765	56.340	28	45.343	53.016	28	48.457	53.241						
			92	45.795	52.293	92	48.805	53.137						

Weather/Track: Bright / Dry

www.mstworld.com

Page 3 of 4

Mallory Park
Circuit Length = 1.3500 miles.
Start: 11:27 End: 11:42

Printed - 11:45 Sunday, 20 June 2010

**HSCC Grandstand Motor Sports Historic FF Championship in Association with Avon Tyre
RACE 1 - LAP CHART - Mallory Park - 20 June 2010**

(contd.)

Lap 16			Lap 17			Lap 18			Lap 19			Lap 20		
No	Behind	Laptime	No	Behind	Laptime	No	Behind	Laptime	No	Behind	Laptime	No	Behind	Laptime
64		50.775	64		50.443	64		50.154						
20	2 LAPS	57.383	4	1 LAP	52.255	4	1 LAP	53.070						
4	1 LAP	53.122	28	1 LAP	53.671	62	8.371	50.788						
28	1 LAP	52.894	20	2 LAPS	57.886	28	1 LAP	54.358						
92	1 LAP	52.319	62	7.737	51.347	92	1 LAP	54.062						
62	6.833	51.197	92	1 LAP	53.819	20	2 LAPS	56.590						
97	2 LAPS	55.462	97	2 LAPS	56.641	88	16.307	50.809						
88	15.028	50.980	88	15.652	51.067	18	16.773	51.048						
18	15.421	51.250	18	15.879	50.901	57	18.006	50.918						
57	16.694	51.386	57	17.242	50.991	16	18.601	50.977						
16	17.226	51.051	16	17.778	50.995	97	2 LAPS	58.407						
99	1 LAP	56.480	99	1 LAP	53.349	99	1 LAP	53.157						
53	1 LAP	54.836	53	1 LAP	55.045	8	32.524	51.816						
46	1 LAP	54.022	46	1 LAP	55.497	33	33.851	52.660						
33	29.750	51.792	8	30.862	51.352	53	1 LAP	55.355						
8	29.953	51.310	33	31.345	52.038	32	34.997	51.894						
54	31.745	52.067	54	33.066	51.764	46	1 LAP	55.660						
32	31.980	51.558	32	33.257	51.720	54	35.207	52.295						
44	40.669	52.516	44	42.757	52.531	44	45.022	52.419						
27	42.158	52.264	27	43.913	52.198	27	45.842	52.083						
49	45.302	52.380	49	46.316	51.457	49	47.891	51.729						

Weather/Track: Bright / Dry

www.mstworld.com

Page 4 of 4

Mallory Park
Circuit Length = 1.3500 miles.
Start: 11:27 End: 11:42

Printed - 11:45 Sunday, 20 June 2010

HSCC Grandstand Motor Sports Historic FF Championship in Association with Avon Tyres GRID FOR RACE 7 - Mallory Park - 20 June 2010 - AMENDED

ROW 11	97 WALKER	40 LAVENDER
ROW 10	46 BROMLEY	20 TART
ROW 9	99 MACKIE	53 GOORD
ROW 8	28 WALES	92 LITTLEWOOD
ROW 7	49 OWEN	4 SYKES
ROW 6	44 BLADON	27 DIXON
ROW 5	32 KIIVERI	54 MEEK
ROW 4	8 MANSELL	33 WILLIS
ROW 3	57 WILD	16 TOYNE
ROW 2	88 RODGERS	18 DIX
ROW 1	64 BURKE	62 ASHLEY
	POLE	



Weather/Track: Bright / Dry

Mallory Park
Circuit Length = 1.3500 miles.
Start: 11:27 End: 11:42

Clerk of the Course:		Timekeeper:
----------------------	--	-------------

HSCC 70s Road Sports Championship

RACE 2 - CLASSIFICATION - Mallory Park - 20 June 2010

POS	NO	CL	DRIVER	NAT	CAR	TIME	LAPS	GAP	MPH	BEST
1	7	B	Peter SHAW		TVR Tuscan	15:06.520	16		85.77	55.658
2	1	B	Julian BARTER		TVR 3000M	15:09.684	16	3.164	85.48	55.752
3	54	INV	Ian DANIELS		Reliant Sabre Six	15:10.212	16	3.692	85.43	55.685
4	65	C	Steve COOKE		Lotus 7 S4	15:10.541	16	4.021	85.40	55.420
5	44	C	Alan HARPER		Lotus Elan	15:18.541	16	12.021	84.65	54.745
6	42	C	Bill BRAITHWAITE		Lotus Elan	15:27.893	16	21.373	83.80	56.317
7	98	D2	Bob TROTTER		Jensen Healey	15:34.493	16	27.973	83.21	57.250
8	86	B	Christina TOTTY		TVR 3000M	15:35.165	16	28.645	83.15	56.655
9	26	B	Paul STAFFORD		Datsun 240Z	15:37.347	16	30.827	82.95	57.014
10	31	B	Mark BENNETT		Renault Alpine A310	15:38.511	16	31.991	82.85	57.191
11	30	B	Michael PARDEN		TVR 2500	15:39.166	16	32.646	82.79	56.827
12	23	D2	Will MORTON		Alfa Romeo 2000 GTV	15:53.013	16	46.493	81.59	58.297
13	12	B	Ashley ST.JOHN-HART		Triumph Stag	15:21.304	15	1 LAP	79.12	59.705
14	50	D2	Jeremy STAFFORD		Triumph GT6	15:26.767	15	1 LAP	78.66	59.882
15	82	D1	Alex CHILDS		Lancia Fulvia Blue	15:27.969	15	1 LAP	78.55	1:00.224
16	4	D1	Ken RORRISON		Lancia Fulvia	15:38.667	15	1 LAP	77.66	1:01.161
17	76	D2	David ERWIN		Alfa Romeo 2000 GTV	15:39.725	15	1 LAP	77.57	1:00.576
18	21	B	Edwin DRIVER		Triumph TR6	15:46.853	15	1 LAP	76.99	1:00.458
19	81	D2	John DOBSON		Alfa Romeo 2000GTV	15:47.088	15	1 LAP	76.97	1:00.584
NOT CLASSIFIED										
8	B	Clive FOSKETT		Datsun 240z	10:42.398	9	D.N.F.	68.08	59.196	
68	D2	Jon WAGSTAFF		Alfa Romeo 2000 GTV	8:17.426	8	D.N.F.	78.16	59.855	
FASTEST LAP										
44	C	Alan HARPER		Lotus Elan	54.745	6	88.77mph	142.87kph		
7	B	Peter SHAW		TVR Tuscan	55.658	4	87.31mph	140.52kph		
54	INV	Ian DANIELS		Reliant Sabre Six	55.685	4	87.27mph	140.45kph		
98	D2	Bob TROTTER		Jensen Healey	57.250	2	84.89mph	136.61kph		
82	D1	Alex CHILDS		Lancia Fulvia Blue	1:00.224	14	80.69mph	129.87kph		

Weather/Track: Bright / Dry

Mallory Park
Circuit Length = 1.3500 miles.
Start: 11:57 End: 12:12

Clerk of the Course:	Timekeeper:
----------------------	-------------

HSCC 70s Road Sports Championship

RACE 2 - LAP ANALYSIS - Mallory Park - 20 June 2010

1	Julian BARTER			TVR 3000M
1 -	1:02.009	6 -	57.013	11 - 57.096
2 -	55.965	7 -	56.408	12 - 56.957
3 -	56.168	8 -	55.935	13 - 56.680
4 -	55.752	9 -	57.093	14 - 56.279
5 -	56.387	10 -	57.011	15 - 56.215
16 -	56.716			
4	Ken RORRISON			Lancia Fulvia
1 -	1:13.204	6 -	1:01.260	11 - 1:01.301
2 -	1:01.252	7 -	1:01.845	12 - 1:01.161
3 -	1:01.344	8 -	1:01.757	13 - 1:02.552
4 -	1:01.340	9 -	1:01.624	14 - 1:01.283
5 -	1:01.592	10 -	1:04.195	15 - 1:02.957
7	Peter SHAW			TVR Tuscan
1 -	1:02.662	6 -	56.239	11 - 56.877
2 -	56.003	7 -	55.980	12 - 56.067
3 -	55.980	8 -	56.115	13 - 56.274
4 -	55.658	9 -	57.580	14 - 56.470
5 -	56.326	10 -	56.280	15 - 55.975
16 -	56.034			
8	Clive FOSKETT			Datsun 240z
1 -	1:16.032	6 -	59.939	
2 -	1:02.353	7 -	1:01.083	
3 -	1:01.809	8 -	59.196	
4 -	1:00.652	9 -	2:21.187	
5 -	1:00.147			
12	Ashley ST.JOHN-HART			Triumph Stag
1 -	1:11.959	6 -	1:00.344	11 - 59.964
2 -	1:01.295	7 -	1:00.214	12 - 1:02.336
3 -	1:01.325	8 -	1:01.191	13 - 1:00.455
4 -	1:00.578	9 -	1:00.500	14 - 59.767
5 -	1:00.519	10 -	1:01.152	15 - 59.705
21	Edwin DRIVER			Triumph TR6
1 -	1:14.371	6 -	1:02.204	11 - 1:00.458
2 -	1:03.182	7 -	1:01.987	12 - 1:00.758
3 -	1:02.451	8 -	1:02.956	13 - 1:03.293
4 -	1:02.758	9 -	1:02.537	14 - 1:01.033
5 -	1:02.948	10 -	1:04.954	15 - 1:00.963

Weather/Track: Bright / Dry

www.mstworld.com

Page 1 of 4

Mallory Park
Circuit Length = 1.3500 miles.
Start: 11:57 End: 12:12

Printed - 12:15 Sunday, 20 June 2010

HSCC 70s Road Sports Championship
RACE 2 - LAP ANALYSIS - Mallory Park - 20 June 2010
 (contd.)

23	Will MORTON	Alfa Romeo 2000 GTV					
1 -	1:10.838	6 -	58.458	11 -	58.832	16 -	58.629
2 -	58.961	7 -	58.577	12 -	58.972		
3 -	58.297	8 -	58.754	13 -	58.911		
4 -	59.404	9 -	59.070	14 -	58.842		
5 -	59.149	10 -	58.689	15 -	58.630		
26	Paul STAFFORD	Datsun 240Z					
1 -	1:08.964	6 -	57.747	11 -	58.529	16 -	58.273
2 -	57.014	7 -	58.117	12 -	57.291		
3 -	57.398	8 -	58.965	13 -	57.844		
4 -	57.450	9 -	57.990	14 -	58.185		
5 -	57.750	10 -	58.482	15 -	57.348		
30	Michael PARDEN	TVR 2500					
1 -	1:11.075	6 -	57.155	11 -	57.934	16 -	57.975
2 -	59.344	7 -	57.477	12 -	57.768		
3 -	57.847	8 -	57.396	13 -	57.624		
4 -	59.235	9 -	57.558	14 -	59.193		
5 -	57.696	10 -	57.062	15 -	56.827		
31	Mark BENNETT	Renault Alpine A310					
1 -	1:07.407	6 -	58.034	11 -	59.487	16 -	58.348
2 -	57.191	7 -	58.116	12 -	57.439		
3 -	57.606	8 -	58.561	13 -	57.540		
4 -	57.726	9 -	58.365	14 -	58.588		
5 -	57.537	10 -	58.892	15 -	57.674		
42	Bill BRAITHWAITE	Lotus Elan					
1 -	1:06.119	6 -	57.163	11 -	1:01.040	16 -	57.330
2 -	56.434	7 -	57.255	12 -	57.436		
3 -	56.317	8 -	57.414	13 -	57.070		
4 -	56.658	9 -	57.428	14 -	58.006		
5 -	57.068	10 -	57.714	15 -	57.441		
44	Alan HARPER	Lotus Elan					
1 -	1:15.242	6 -	54.745	11 -	1:00.146	16 -	55.602
2 -	59.007	7 -	55.334	12 -	56.137		
3 -	56.364	8 -	55.046	13 -	56.317		
4 -	55.978	9 -	55.359	14 -	55.606		
5 -	55.565	10 -	56.530	15 -	55.563		

Weather/Track: Bright / Dry

HSCC 70s Road Sports Championship
RACE 2 - LAP ANALYSIS - Mallory Park - 20 June 2010
 (contd.)

50	Jeremy STAFFORD	Triumph GT6			
1 -	1:15.411	6 -	1:00.897	11 -	1:01.334
2 -	1:02.811	7 -	1:00.508	12 -	1:01.099
3 -	1:01.197	8 -	59.973	13 -	1:00.438
4 -	1:00.417	9 -	1:00.630	14 -	1:00.605
5 -	59.882	10 -	1:01.086	15 -	1:00.479
54	Ian DANIELS	Reliant Sabre Six			
1 -	1:04.148	6 -	56.622	11 -	57.516
2 -	56.301	7 -	56.150	12 -	56.090
3 -	55.724	8 -	56.110	13 -	56.947
4 -	55.685	9 -	57.458	14 -	56.274
5 -	55.707	10 -	56.632	15 -	56.172
65	Steve COOKE	Lotus 7 S4			
1 -	1:05.321	6 -	55.420	11 -	57.747
2 -	55.572	7 -	56.251	12 -	56.272
3 -	55.713	8 -	56.014	13 -	56.701
4 -	56.432	9 -	57.189	14 -	56.090
5 -	56.144	10 -	56.697	15 -	56.290
68	Jon WAGSTAFF	Alfa Romeo 2000 GTV			
1 -	1:12.743	6 -	59.855		
2 -	1:01.219	7 -	59.883		
3 -	1:01.446	8 -	1:00.178		
4 -	1:01.219				
5 -	1:00.883				
76	David ERWIN	Alfa Romeo 2000 GTV			
1 -	1:13.854	6 -	1:01.530	11 -	1:00.576
2 -	1:03.310	7 -	1:01.622	12 -	1:01.804
3 -	1:01.165	8 -	1:01.437	13 -	1:02.124
4 -	1:01.255	9 -	1:01.795	14 -	1:01.424
5 -	1:01.358	10 -	1:03.547	15 -	1:02.924
81	John DOBSON	Alfa Romeo 2000GTV			
1 -	1:16.334	6 -	1:02.594	11 -	1:02.133
2 -	1:02.918	7 -	1:01.704	12 -	1:01.436
3 -	1:01.986	8 -	1:03.552	13 -	1:02.868
4 -	1:01.833	9 -	1:02.165	14 -	1:00.584
5 -	1:02.796	10 -	1:03.382	15 -	1:00.803

Weather/Track: Bright / Dry

HSCC 70s Road Sports Championship
RACE 2 - LAP ANALYSIS - Mallory Park - 20 June 2010
 (contd.)

82	Alex CHILDS	Lancia Fulvia Blue			
1 -	1:10.788	6 -	1:00.613	11 -	1:02.693
2 -	1:02.166	7 -	1:01.062	12 -	1:00.550
3 -	1:01.469	8 -	1:00.511	13 -	1:00.404
4 -	1:02.049	9 -	1:01.947	14 -	1:00.224
5 -	1:01.726	10 -	1:01.144	15 -	1:00.623
86	Christina TOTTY	TVR 3000M			
1 -	1:09.641	6 -	57.712	11 -	56.966
2 -	58.630	7 -	57.385	12 -	57.661
3 -	58.860	8 -	57.676	13 -	57.411
4 -	59.017	9 -	57.299	14 -	57.639
5 -	57.843	10 -	56.655	15 -	57.318
98	Bob TROTTER	Jensen Healey			
1 -	1:06.666	6 -	57.640	11 -	58.307
2 -	57.250	7 -	57.575	12 -	58.277
3 -	57.785	8 -	57.634	13 -	57.505
4 -	57.764	9 -	58.044	14 -	57.833
5 -	57.435	10 -	58.446	15 -	58.410

Weather/Track: Bright / Dry

HSCC 70s Road Sports Championship

RACE 2 - LAP CHART - Mallory Park - 20 June 2010

Lap 1			Lap 2			Lap 3			Lap 4			Lap 5		
No	Behind	Laptime	No	Behind	Laptime	No	Behind	Laptime	No	Behind	Laptime	No	Behind	Laptime
1		1:02.009	1		55.965	1		56.168	1		55.752	1		56.387
7	0.653	1:02.662	7	0.691	56.003	7	0.503	55.980	7	0.409	55.658	7	0.348	56.326
54	2.139	1:04.148	54	2.475	56.301	54	2.031	55.724	54	1.964	55.685	54	1.284	55.707
65	3.312	1:05.321	65	2.919	55.572	65	2.464	55.713	65	3.144	56.432	65	2.901	56.144
42	4.110	1:06.119	42	4.579	56.434	42	4.728	56.317	42	5.634	56.658	42	6.315	57.068
98	4.657	1:06.666	98	5.942	57.250	98	7.559	57.785	98	9.571	57.764	98	10.619	57.435
31	5.398	1:07.407	31	6.624	57.191	31	8.062	57.606	31	10.036	57.726	31	11.186	57.537
26	6.955	1:08.964	26	8.004	57.014	26	9.234	57.398	26	10.932	57.450	26	12.295	57.750
86	7.632	1:09.641	86	10.297	58.630	86	12.989	58.860	86	16.254	59.017	44	15.875	55.565
82	8.779	1:10.788	23	11.825	58.961	23	13.954	58.297	44	16.697	55.978	86	17.710	57.843
23	8.829	1:10.838	30	12.445	59.344	30	14.124	57.847	23	17.606	59.404	30	18.916	57.696
30	9.066	1:11.075	82	14.980	1:02.166	44	16.471	56.364	30	17.607	59.235	23	20.368	59.149
12	9.950	1:11.959	12	15.280	1:01.295	82	20.281	1:01.469	12	25.263	1:00.578	12	29.395	1:00.519
68	10.734	1:12.743	68	15.988	1:01.219	12	20.437	1:01.325	82	26.578	1:02.049	68	31.229	1:00.883
4	11.195	1:13.204	44	16.275	59.007	68	21.266	1:01.446	68	26.733	1:01.219	82	31.917	1:01.726
76	11.845	1:13.854	4	16.482	1:01.252	4	21.658	1:01.344	4	27.246	1:01.340	4	32.451	1:01.592
21	12.362	1:14.371	76	19.190	1:03.310	76	24.187	1:01.165	76	29.690	1:01.255	50	33.437	59.882
44	13.233	1:15.242	21	19.579	1:03.182	50	25.277	1:01.197	50	29.942	1:00.417	76	34.661	1:01.358
50	13.402	1:15.411	50	20.248	1:02.811	21	25.862	1:02.451	8	30.952	1:00.652	8	34.712	1:00.147
8	14.023	1:16.032	8	20.411	1:02.353	8	26.052	1:01.809	21	32.868	1:02.758	21	39.429	1:02.948
81	14.325	1:16.334	81	21.278	1:02.918	81	27.096	1:01.986	81	33.177	1:01.833	81	39.586	1:02.796

Weather/Track: Bright / Dry

HSCC 70s Road Sports Championship
RACE 2 - LAP CHART - Mallory Park - 20 June 2010
 (contd.)

Lap 6			Lap 7			Lap 8			Lap 9			Lap 10		
No	Behind	Laptime	No	Behind	Laptime	No	Behind	Laptime	No	Behind	Laptime	No	Behind	Laptime
7		56.239	7		55.980	7		56.115	7		57.580	7		56.280
1	0.426	57.013	1	0.854	56.408	1	0.674	55.935	1	0.187	57.093	1	0.918	57.011
54	1.319	56.622	54	1.489	56.150	54	1.484	56.110	21	1 LAP	1:02.956	54	1.714	56.632
65	1.734	55.420	65	2.005	56.251	65	1.904	56.014	81	1 LAP	1:03.552	65	1.930	56.697
42	6.891	57.163	42	8.166	57.255	42	9.465	57.414	54	1.362	57.458	21	1 LAP	1:02.537
98	11.672	57.640	98	13.267	57.575	44	12.318	55.046	65	1.513	57.189	81	1 LAP	1:02.165
31	12.633	58.034	44	13.387	55.334	98	14.786	57.634	42	9.313	57.428	44	10.347	56.530
26	13.455	57.747	31	14.769	58.116	31	17.215	58.561	44	10.097	55.359	42	10.747	57.714
44	14.033	54.745	26	15.592	58.117	26	18.442	58.965	98	15.250	58.044	98	17.416	58.446
86	18.835	57.712	86	20.240	57.385	86	21.801	57.676	31	18.000	58.365	31	20.612	58.892
30	19.484	57.155	30	20.981	57.477	30	22.262	57.396	26	18.852	57.990	26	21.054	58.482
23	22.239	58.458	23	24.836	58.577	23	27.475	58.754	86	21.520	57.299	86	21.895	56.655
12	33.152	1:00.344	12	37.386	1:00.214	12	42.462	1:01.191	30	22.240	57.558	30	23.022	57.062
68	34.497	59.855	68	38.400	59.883	68	42.463	1:00.178	23	28.965	59.070	23	31.374	58.689
82	35.943	1:00.613	82	41.025	1:01.062	82	45.421	1:00.511	12	45.382	1:00.500	12	50.254	1:01.152
4	37.124	1:01.260	50	42.275	1:00.508	50	46.133	59.973	50	49.183	1:00.630	50	53.989	1:01.086
50	37.747	1:00.897	4	42.989	1:01.845	8	46.248	59.196	82	49.788	1:01.947	82	54.652	1:01.144
8	38.064	59.939	8	43.167	1:01.083	4	48.631	1:01.757	4	52.675	1:01.624			
76	39.604	1:01.530	76	45.246	1:01.622	76	50.568	1:01.437	76	54.783	1:01.795			
21	45.046	1:02.204	21	51.053	1:01.987									
81	45.593	1:02.594	81	51.317	1:01.704									

Weather/Track: Bright / Dry

HSCC 70s Road Sports Championship
RACE 2 - LAP CHART - Mallory Park - 20 June 2010
 (contd.)

Lap 11			Lap 12			Lap 13			Lap 14			Lap 15		
No	Behind	Laptime	No	Behind	Laptime	No	Behind	Laptime	No	Behind	Laptime	No	Behind	Laptime
7		56.877	7		56.067	7		56.274	7		56.470	7		55.975
1	1.137	57.096	1	2.027	56.957	1	2.433	56.680	1	2.242	56.279	1	2.482	56.215
54	2.353	57.516	54	2.376	56.090	54	3.049	56.947	54	2.853	56.274	54	3.050	56.172
65	2.800	57.747	50	1 LAP	1:01.334	12	1 LAP	1:02.336	65	3.052	56.090	65	3.367	56.290
4	1 LAP	1:04.195	65	3.005	56.272	65	3.432	56.701	12	1 LAP	1:00.455	12	1 LAP	59.767
76	1 LAP	1:03.547	82	1 LAP	1:02.693	50	1 LAP	1:01.099	50	1 LAP	1:00.438	44	12.453	55.563
81	1 LAP	1:03.382	4	1 LAP	1:01.301	82	1 LAP	1:00.550	82	1 LAP	1:00.404	50	1 LAP	1:00.605
44	13.616	1:00.146	76	1 LAP	1:00.576	44	13.729	56.317	44	12.865	55.606	82	1 LAP	1:00.224
21	1 LAP	1:04.954	44	13.686	56.137	4	1 LAP	1:01.161	42	18.611	58.006	42	20.077	57.441
42	14.910	1:01.040	42	16.279	57.436	76	1 LAP	1:01.804	4	1 LAP	1:02.552	4	1 LAP	1:01.283
8	2 LAPS	2:21.187	21	1 LAP	1:00.458	42	17.075	57.070	76	1 LAP	1:02.124	98	26.085	58.410
98	18.846	58.307	81	1 LAP	1:02.133	98	22.287	57.505	98	23.650	57.833	76	1 LAP	1:01.424
86	21.984	56.966	98	21.056	58.277	21	1 LAP	1:00.758	86	25.884	57.639	86	27.227	57.318
26	22.706	58.529	86	23.578	57.661	86	24.715	57.411	26	27.215	58.185	26	28.588	57.348
31	23.222	59.487	26	23.930	57.291	81	1 LAP	1:01.436	31	27.978	58.588	31	29.677	57.674
30	24.079	57.934	31	24.594	57.439	26	25.500	57.844	30	29.853	59.193	30	30.705	56.827
23	33.329	58.832	30	25.780	57.768	31	25.860	57.540	21	1 LAP	1:03.293	21	1 LAP	1:01.033
12	53.341	59.964	23	36.234	58.972	30	27.130	57.624	81	1 LAP	1:02.868	81	1 LAP	1:00.584
						23	38.871	58.911	23	41.243	58.842	23	43.898	58.630

Weather/Track: Bright / Dry

Mallory Park
 Circuit Length = 1.3500 miles.
 Start: 11:57 End: 12:12


HSCC 70s Road Sports Championship
RACE 2 - LAP CHART - Mallory Park - 20 June 2010
 (contd.)

Lap 16			Lap 17			Lap 18			Lap 19			Lap 20		
No	Behind	Laptime	No	Behind	Laptime	No	Behind	Laptime	No	Behind	Laptime	No	Behind	Laptime
7		56.034												
1	3.164	56.716												
54	3.692	56.676												
65	4.021	56.688												
44	12.021	55.602												
12	1 LAP	59.705												
50	1 LAP	1:00.479												
42	21.373	57.330												
82	1 LAP	1:00.623												
98	27.973	57.922												
86	28.645	57.452												
26	30.827	58.273												
31	31.991	58.348												
4	1 LAP	1:02.957												
30	32.646	57.975												
76	1 LAP	1:02.924												
21	1 LAP	1:00.963												
81	1 LAP	1:00.803												
23	46.493	58.629												

Weather/Track: Bright / Dry

HSCC 70s Road Sports Championship

GRID FOR RACE 8 - Mallory Park - 20 June 2010

ROW 11	68	WAGSTAFF	
ROW 10	81	DOBSON	8 FOSKETT
ROW 9	76	ERWIN	21 DRIVER
ROW 8	82	CHILDS	4 RORRISON
ROW 7	12	ST.JOHN-HART	50 STAFFORD
ROW 6	30	PARDEN	23 MORTON
ROW 5	26	STAFFORD	31 BENNETT
ROW 4	98	TROTTER	86 TOTTY
ROW 3	44	HARPER	42 BRAITHWAITE
ROW 2	54	DANIELS	65 COOKE
ROW 1	7	SHAW	1 BARTER
POLE			
			

Weather/Track: Bright / Dry

Mallory Park
Circuit Length = 1.3500 miles.
Start: 11:57 End: 12:12

Clerk of the Course:

Timekeeper:

HSCC Classic Formula 3 Championship Supported by CSP Insurance
RACE 3 - CLASSIFICATION - Mallory Park - 20 June 2010

POS	NO	CL	DRIVER	NAT	CAR	TIME	LAPS	GAP	MPH	BEST
1	29	INV	Richard EVANS		Chevron B40	15:06.444	20		107.23	43.634
2	2	A	Benn SIMMS		March 803B	15:44.031	20	37.587	102.96	46.472
3	32	A	Jamie BRASHAW		March 793	15:16.330	19	1 LAP	100.77	46.908
4	82	A	Paul SMITH		Martini MK31	15:33.090	19	1 LAP	98.96	46.818
5	21	B	Neil BOWMAN		Merlyn Mk21	15:18.587	18	2 LAPS	95.23	49.503
6	73	C	John WILSON		Royale RP26	15:23.571	18	2 LAPS	94.71	50.342
7	9	C	Adam ORMANDY		Reynard SF78	15:30.690	18	2 LAPS	93.99	50.386
8	10	A	Mark HULME		Toj-Modus M1	15:26.721	17	3 LAPS	89.15	51.955
9	19	C	Robert TUSTING		Delta T79	15:41.744	17	3 LAPS	87.73	52.021
10	97	B	Richard WALTERS		Mallock Mk11B	15:50.891	16	4 LAPS	81.77	56.898

NOT CLASSIFIED

26	A	Peter HISCOCKS		Lola T670	7:22.919	8	D.N.F.	87.78	53.070
----	---	----------------	--	-----------	----------	---	--------	-------	--------

FASTEST LAP

29	INV	Richard EVANS		Chevron B40	43.634	20	111.38mph	179.25kph
2	A	Benn SIMMS		March 803B	46.472	5	104.57mph	168.30kph
21	B	Neil BOWMAN		Merlyn Mk21	49.503	17	98.17mph	157.99kph
73	C	John WILSON		Royale RP26	50.342	13	96.54mph	155.36kph

Weather/Track: Bright / Dry

Mallory Park
 Circuit Length = 1.3500 miles.
 Start: 12:24 End: 12:39

Clerk of the Course:	Timekeeper:
----------------------	-------------

HSCC Classic Formula 3 Championship Supported by CSP Insurance
RACE 3 - LAP ANALYSIS - Mallory Park - 20 June 2010

2	Benn SIMMS	March 803B					
1 -	52.338	6 -	47.072	11 -	47.148	16 -	46.559
2 -	46.842	7 -	46.911	12 -	47.055	17 -	46.761
3 -	46.733	8 -	47.254	13 -	47.713	18 -	46.762
4 -	46.598	9 -	47.303	14 -	46.659	19 -	46.541
5 -	46.472	10 -	46.665	15 -	46.828	20 -	47.817
9	Adam ORMANDY	Reynard SF78					
1 -	58.561	6 -	51.785	11 -	51.120	16 -	51.162
2 -	51.793	7 -	52.049	12 -	50.522	17 -	50.842
3 -	52.151	8 -	51.008	13 -	51.136	18 -	50.386
4 -	51.606	9 -	50.752	14 -	51.530		
5 -	51.104	10 -	51.508	15 -	51.675		
10	Mark HULME	Toj-Modus M1					
1 -	1:03.003	6 -	55.426	11 -	52.616	16 -	51.986
2 -	54.837	7 -	54.532	12 -	54.079	17 -	51.955
3 -	54.350	8 -	53.371	13 -	54.109		
4 -	54.550	9 -	53.726	14 -	52.226		
5 -	54.754	10 -	53.629	15 -	57.572		
19	Robert TUSTING	Delta T79					
1 -	1:07.309	6 -	58.393	11 -	55.945	16 -	53.401
2 -	56.086	7 -	54.354	12 -	53.060	17 -	52.021
3 -	55.542	8 -	54.442	13 -	54.260		
4 -	55.106	9 -	53.826	14 -	54.179		
5 -	55.757	10 -	53.835	15 -	54.228		
21	Neil BOWMAN	Merlyn Mk21					
1 -	59.660	6 -	50.590	11 -	50.690	16 -	49.902
2 -	51.119	7 -	51.996	12 -	51.362	17 -	49.503
3 -	51.954	8 -	50.081	13 -	50.979	18 -	49.897
4 -	50.953	9 -	49.866	14 -	50.058		
5 -	49.946	10 -	49.778	15 -	50.253		
26	Peter HISCOCKS	Lola T670					
1 -	1:01.313	6 -	53.420				
2 -	53.285	7 -	55.478				
3 -	53.070	8 -	57.490				
4 -	53.780						
5 -	55.083						

Weather/Track: Bright / Dry

HSCC Classic Formula 3 Championship Supported by CSP Insurance
RACE 3 - LAP ANALYSIS - Mallory Park - 20 June 2010
 (contd.)

29	Richard EVANS					Chevron B40	
1 -	52.495	6 -	44.210	11 -	43.826	16 -	46.601
2 -	44.635	7 -	43.689	12 -	43.784	17 -	45.819
3 -	43.825	8 -	47.013	13 -	45.738	18 -	46.535
4 -	44.769	9 -	45.813	14 -	45.728	19 -	43.708
5 -	43.863	10 -	44.436	15 -	46.323	20 -	43.634
32	Jamie BRASHAW					March 793	
1 -	53.959	6 -	47.197	11 -	47.130	16 -	47.629
2 -	47.528	7 -	47.491	12 -	47.544	17 -	48.588
3 -	46.908	8 -	47.235	13 -	47.414	18 -	47.826
4 -	54.074	9 -	46.915	14 -	47.563	19 -	47.497
5 -	47.256	10 -	47.853	15 -	48.723		
73	John WILSON					Royale RP26	
1 -	57.702	6 -	50.671	11 -	50.784	16 -	51.972
2 -	50.919	7 -	50.671	12 -	51.296	17 -	50.685
3 -	50.834	8 -	50.825	13 -	50.342	18 -	50.957
4 -	51.084	9 -	50.795	14 -	50.690		
5 -	51.139	10 -	50.952	15 -	51.253		
82	Paul SMITH					Martini MK31	
1 -	53.184	6 -	48.048	11 -	47.240	16 -	51.398
2 -	46.818	7 -	49.291	12 -	48.645	17 -	50.340
3 -	47.548	8 -	48.051	13 -	47.899	18 -	50.697
4 -	47.957	9 -	48.271	14 -	49.525	19 -	50.761
5 -	48.391	10 -	48.010	15 -	51.016		
97	Richard WALTERS					Mallock Mk11B	
1 -	1:10.790	6 -	1:00.286	11 -	57.972	16 -	56.898
2 -	1:01.386	7 -	58.132	12 -	58.288		
3 -	1:00.193	8 -	58.435	13 -	58.214		
4 -	1:00.477	9 -	57.723	14 -	57.545		
5 -	59.362	10 -	57.328	15 -	57.862		

Weather/Track: Bright / Dry

HSCC Classic Formula 3 Championship Supported by CSP Insurance
RACE 3 - LAP CHART - Mallory Park - 20 June 2010

Lap 1			Lap 2			Lap 3			Lap 4			Lap 5		
No	Behind	Laptime	No	Behind	Laptime	No	Behind	Laptime	No	Behind	Laptime	No	Behind	Laptime
2		52.338	29		44.635	29		43.825	29		44.769	29		43.863
29	0.157	52.495	2	2.050	46.842	2	4.958	46.733	97	1 LAP	1:00.193	19	1 LAP	55.106
82	0.846	53.184	82	2.872	46.818	82	6.595	47.548	2	6.787	46.598	2	9.396	46.472
32	1.621	53.959	32	4.357	47.528	32	7.440	46.908	82	9.783	47.957	82	14.311	48.391
73	5.364	57.702	73	11.491	50.919	73	18.500	50.834	32	16.745	54.074	32	20.138	47.256
9	6.223	58.561	9	13.224	51.793	9	21.550	52.151	73	24.815	51.084	97	1 LAP	1:00.477
21	7.322	59.660	21	13.649	51.119	21	21.778	51.954	21	27.962	50.953	73	32.091	51.139
26	8.975	1:01.313	26	17.468	53.285	26	26.713	53.070	9	28.387	51.606	21	34.045	49.946
10	10.665	1:03.003	10	20.710	54.837	10	31.235	54.350	26	35.724	53.780	9	35.628	51.104
19	14.971	1:07.309	19	26.265	56.086	19	37.982	55.542	10	41.016	54.550			
97	18.452	1:10.790	97	35.046	1:01.386									

Weather/Track: Bright / Dry

HSCC Classic Formula 3 Championship Supported by CSP Insurance
RACE 3 - LAP CHART - Mallory Park - 20 June 2010
 (contd.)

Lap 6			Lap 7			Lap 8			Lap 9			Lap 10		
No	Behind	Laptime	No	Behind	Laptime	No	Behind	Laptime	No	Behind	Laptime	No	Behind	Laptime
29		44.210	29		43.689	29		47.013	29		45.813	29		44.436
26	1 LAP	55.083	26	1 LAP	53.420	21	1 LAP	51.996	73	1 LAP	50.825	19	2 LAPS	54.442
10	1 LAP	54.754	2	15.480	46.911	9	1 LAP	52.049	21	1 LAP	50.081	73	1 LAP	50.795
2	12.258	47.072	10	1 LAP	55.426	97	2 LAPS	1:00.286	9	1 LAP	51.008	21	1 LAP	49.866
19	1 LAP	55.757	82	23.751	49.291	2	15.721	47.254	2	17.211	47.303	9	1 LAP	50.752
82	18.149	48.048	32	26.927	47.491	26	1 LAP	55.478	97	2 LAPS	58.132	2	19.440	46.665
32	23.125	47.197	19	1 LAP	58.393	82	24.789	48.051	82	27.247	48.271	82	30.821	48.010
97	1 LAP	59.362	73	45.534	50.671	10	1 LAP	54.532	32	28.251	46.915	32	31.668	47.853
73	38.552	50.671				32	27.149	47.235	26	1 LAP	57.490	97	2 LAPS	58.435
21	40.425	50.590				19	1 LAP	54.354	10	1 LAP	53.371	10	1 LAP	53.726
9	43.203	51.785												

Weather/Track: Bright / Dry

HSCC Classic Formula 3 Championship Supported by CSP Insurance
RACE 3 - LAP CHART - Mallory Park - 20 June 2010
 (contd.)

Lap 11			Lap 12			Lap 13			Lap 14			Lap 15		
No	Behind	Laptime	No	Behind	Laptime	No	Behind	Laptime	No	Behind	Laptime	No	Behind	Laptime
29		43.826	29		43.784	29		45.738	29		45.728	29		46.323
19	2 LAPS	53.826	97	3 LAPS	57.723	97	3 LAPS	57.328	10	2 LAPS	54.079	2	29.444	46.828
73	1 LAP	50.952	10	2 LAPS	53.629	10	2 LAPS	52.616	97	3 LAPS	57.972	10	2 LAPS	54.109
21	1 LAP	49.778	19	2 LAPS	53.835	2	28.008	47.713	2	28.939	46.659	73	1 LAP	50.690
2	22.762	47.148	73	1 LAP	50.784	73	1 LAP	51.296	73	1 LAP	50.342	21	1 LAP	50.058
9	1 LAP	51.508	21	1 LAP	50.690	21	1 LAP	51.362	21	1 LAP	50.979	97	3 LAPS	58.288
82	34.235	47.240	2	26.033	47.055	19	2 LAPS	55.945	19	2 LAPS	53.060	32	44.643	48.723
32	34.972	47.130	9	1 LAP	51.120	9	1 LAP	50.522	9	1 LAP	51.136	9	1 LAP	51.530
			32	38.732	47.544	32	40.408	47.414	32	42.243	47.563			
			82	39.096	48.645	82	41.257	47.899	82	45.054	49.525			

Weather/Track: Bright / Dry

HSCC Classic Formula 3 Championship Supported by CSP Insurance
RACE 3 - LAP CHART - Mallory Park - 20 June 2010
 (contd.)

Lap 16			Lap 17			Lap 18			Lap 19			Lap 20		
No	Behind	Laptime	No	Behind	Laptime	No	Behind	Laptime	No	Behind	Laptime	No	Behind	Laptime
29		46.601	29		45.819	29		46.535	29		43.708	29		43.634
19	3 LAPS	54.260	9	2 LAPS	51.675	21	2 LAPS	49.902	21	2 LAPS	49.503	32	1 LAP	47.497
82	1 LAP	51.016	97	4 LAPS	58.214	32	1 LAP	48.588	32	1 LAP	47.826	21	2 LAPS	49.897
2	29.402	46.559	82	1 LAP	51.398	73	2 LAPS	51.972	73	2 LAPS	50.685	73	2 LAPS	50.957
10	2 LAPS	52.226	19	3 LAPS	54.179	10	3 LAPS	57.572	10	3 LAPS	51.986	10	3 LAPS	51.955
21	1 LAP	50.253	2	30.344	46.761	9	2 LAPS	51.162	9	2 LAPS	50.842	9	2 LAPS	50.386
73	1 LAP	51.253				82	1 LAP	50.340	82	1 LAP	50.697	82	1 LAP	50.761
32	45.671	47.629				97	4 LAPS	57.545	19	3 LAPS	53.401	19	3 LAPS	52.021
						19	3 LAPS	54.228	97	4 LAPS	57.862	2	37.587	47.817
						2	30.571	46.762	2	33.404	46.541	97	4 LAPS	56.898

Weather/Track: Bright / Dry

Mallory Park
 Circuit Length = 1.3500 miles.
 Start: 12:24 End: 12:39

HSCC 'ByBox' Historic Touring Cars

RACE 4 - CLASSIFICATION - Mallory Park - 20 June 2010

POS	NO	CL	DRIVER	NAT	CAR	TIME	LAPS	GAP	MPH	BEST
1	23	B	Roger COPE		BMW 1800	15:32.416	16		83.39	57.080
2	33	B	James FULLER		Alfa Romeo Guilia Sprint	15:34.726	16	2.310	83.19	57.347
3	57	C	Jonathan GOMM		Ford Lotus Cortina	15:35.254	16	2.838	83.14	57.453
4	79	C	Mark JONES		Ford Lotus Cortina	15:36.351	16	3.935	83.04	57.223
5	49	C	Peter HORE		Ford Lotus Cortina	15:36.682	16	4.266	83.01	57.152
6	85	D	Roger GODFREY		Austin Cooper S	15:40.995	16	8.579	82.63	57.779
7	92	E	Colin GUNTON		Hillman Imp	15:49.872	16	17.456	81.86	58.208
8	65	C	Andrew LAW		Ford Anglia 105E	15:57.418	16	25.002	81.21	58.081
9	94	E	Steve PLATTS		Singer Chamois	16:11.919	16	39.503	80.00	59.638
10	95	E	Shaun HAZLEWOOD		Hillman Imp	16:14.949	16	42.533	79.75	59.495
11	14	A	Colin MCKAY		Jaguar S Type	16:18.587	16	46.171	79.46	59.617
12	64	K6	David BRAND		Austin Mini Cooper S	16:19.818	16	47.402	79.36	59.276
13	88	E	Martin BRAMWELL		Hillman Imp	16:24.342	16	51.926	78.99	59.530
14	86	E	Andrew JONES		Singer Chamois	15:47.196	15	1 LAP	76.96	1:00.873
15	81	C	Chris GLAISTER		Ford Anglia 100E	15:52.855	15	1 LAP	76.50	1:01.688
16	91	E	Vince FROST		Hillman Imp	15:55.407	15	1 LAP	76.30	1:01.813
17	50	C	Lisa READ		Ford Anglia 105E	16:00.768	15	1 LAP	75.87	1:01.601
18	96	E	Tim BROOK		Austin Mini Cooper	16:02.849	15	1 LAP	75.71	1:01.331
19	99	E	Ian GUNTON		Hillman Imp Super	16:09.542	15	1 LAP	75.19	1:02.482
20	39	K5	Paul HOPKINSON		Alfa Romeo Giulia Sprint GT	16:31.003	15	1 LAP	73.56	1:04.466
21	43	C	Jim CLARK		Ford Lotus Cortina	15:32.763	14	2 LAPS	72.94	1:05.037
22	45	E	Nick MAYSON		Austin A40	16:00.079	14	2 LAPS	70.86	1:04.996

NOT CLASSIFIED

87	E	Simon BENOY	Hillman Imp	15:12.516	15	D.N.F.	79.88	58.776
61	C	Brian WEBB	Ford Anglia 105E	9:22.700	9	D.N.F.	77.73	58.524
73	D	Robyn SLATER	Ford Anglia	5:32.295	5	D.N.F.	73.12	1:00.918
80	D	Mike SMITH	Morris Mini Cooper S		0	D.N.F.	N/A	

FASTEST LAP

23	B	Roger COPE	BMW 1800	57.080	2	85.14mph	137.02kph
49	C	Peter HORE	Ford Lotus Cortina	57.152	16	85.03mph	136.85kph
85	D	Roger GODFREY	Austin Cooper S	57.779	4	84.11mph	135.36kph
92	E	Colin GUNTON	Hillman Imp	58.208	6	83.49mph	134.37kph
64	K6	David BRAND	Austin Mini Cooper S	59.276	16	81.98mph	131.94kph
14	A	Colin MCKAY	Jaguar S Type	59.617	15	81.52mph	131.19kph
39	K5	Paul HOPKINSON	Alfa Romeo Giulia Sprint GT	1:04.466	4	75.38mph	121.32kph

Weather/Track: Bright / Dry

Mallory Park
Circuit Length = 1.3500 miles.
Start: 13:30 End: 13:45

Clerk of the Course:	Timekeeper:
----------------------	-------------

HSCC 'ByBox' Historic Touring Cars

RACE 4 - LAP ANALYSIS - Mallory Park - 20 June 2010

14	Colin MCKAY	Jaguar S Type					
1 -	1:13.330	6 -	1:00.367	11 -	1:00.498	16 -	59.704
2 -	1:00.990	7 -	59.687	12 -	1:00.220		
3 -	1:01.802	8 -	1:00.211	13 -	1:00.507		
4 -	59.786	9 -	1:00.948	14 -	59.838		
5 -	1:00.070	10 -	1:01.012	15 -	59.617		
23	Roger COPE	BMW 1800					
1 -	1:02.867	6 -	57.612	11 -	58.118	16 -	57.947
2 -	57.080	7 -	58.874	12 -	58.182		
3 -	57.586	8 -	58.383	13 -	57.990		
4 -	57.963	9 -	58.162	14 -	58.184		
5 -	57.477	10 -	58.002	15 -	57.989		
33	James FULLER	Alfa Romeo Giulia Sprint					
1 -	1:03.570	6 -	58.168	11 -	57.961	16 -	57.774
2 -	58.023	7 -	58.278	12 -	58.648		
3 -	57.726	8 -	58.730	13 -	57.347		
4 -	57.847	9 -	58.981	14 -	58.027		
5 -	57.872	10 -	58.048	15 -	57.726		
39	Paul HOPKINSON	Alfa Romeo Giulia Sprint GT					
1 -	1:16.567	6 -	1:05.790	11 -	1:05.340		
2 -	1:05.044	7 -	1:05.558	12 -	1:05.305		
3 -	1:05.112	8 -	1:06.516	13 -	1:05.842		
4 -	1:04.466	9 -	1:05.570	14 -	1:04.572		
5 -	1:05.487	10 -	1:05.116	15 -	1:04.718		
43	Jim CLARK	Ford Lotus Cortina					
1 -	1:17.034	6 -	1:05.734	11 -	1:05.762		
2 -	1:05.037	7 -	1:06.329	12 -	1:06.088		
3 -	1:05.048	8 -	1:07.354	13 -	1:05.150		
4 -	1:05.411	9 -	1:06.322	14 -	1:05.630		
5 -	1:05.812	10 -	1:06.052				
45	Nick MAYSON	Austin A40					
1 -	1:20.055	6 -	1:09.918	11 -	1:05.648		
2 -	1:06.543	7 -	1:11.547	12 -	1:10.225		
3 -	1:06.291	8 -	1:10.572	13 -	1:07.259		
4 -	1:07.080	9 -	1:04.996	14 -	1:05.660		
5 -	1:08.870	10 -	1:05.415				

Weather/Track: Bright / Dry

www.mstworld.com

Page 1 of 5

Mallory Park
Circuit Length = 1.3500 miles.
Start: 13:30 End: 13:45

Printed - 13:52 Sunday, 20 June 2010

HSCC 'ByBox' Historic Touring Cars
RACE 4 - LAP ANALYSIS - Mallory Park - 20 June 2010
 (contd.)

49	Peter HORE	Ford Lotus Cortina					
1 -	1:05.553	6 -	57.700	11 -	58.812	16 -	57.152
2 -	57.881	7 -	58.999	12 -	58.754		
3 -	57.560	8 -	58.531	13 -	57.575		
4 -	58.090	9 -	58.837	14 -	57.776		
5 -	57.885	10 -	57.921	15 -	57.656		
50	Lisa READ	Ford Anglia 105E					
1 -	1:15.361	6 -	1:04.175	11 -	1:02.741		
2 -	1:04.291	7 -	1:02.698	12 -	1:02.570		
3 -	1:03.830	8 -	1:03.549	13 -	1:02.390		
4 -	1:03.035	9 -	1:03.613	14 -	1:02.028		
5 -	1:04.821	10 -	1:04.065	15 -	1:01.601		
57	Jonathan GOMM	Ford Lotus Cortina					
1 -	1:04.153	6 -	57.920	11 -	58.147	16 -	57.716
2 -	57.811	7 -	58.437	12 -	58.359		
3 -	57.806	8 -	58.865	13 -	57.554		
4 -	58.002	9 -	59.100	14 -	58.391		
5 -	57.847	10 -	57.693	15 -	57.453		
61	Brian WEBB	Ford Anglia 105E					
1 -	1:09.761	6 -	1:00.162				
2 -	1:00.261	7 -	58.524				
3 -	1:02.238	8 -	59.311				
4 -	59.518	9 -	1:13.898				
5 -	59.027						
64	David BRAND	Austin Mini Cooper S					
1 -	1:12.881	6 -	1:00.268	11 -	59.937	16 -	59.276
2 -	1:01.604	7 -	59.540	12 -	59.527		
3 -	1:02.439	8 -	59.696	13 -	1:00.930		
4 -	1:00.017	9 -	1:03.508	14 -	59.636		
5 -	1:00.366	10 -	1:00.635	15 -	59.558		
65	Andrew LAW	Ford Anglia 105E					
1 -	1:13.263	6 -	58.705	11 -	59.026	16 -	58.905
2 -	1:00.482	7 -	58.100	12 -	58.674		
3 -	58.961	8 -	58.081	13 -	59.138		
4 -	1:00.064	9 -	58.582	14 -	58.684		
5 -	58.859	10 -	58.947	15 -	58.947		

Weather/Track: Bright / Dry

HSCC 'ByBox' Historic Touring Cars
RACE 4 - LAP ANALYSIS - Mallory Park - 20 June 2010
 (contd.)

73	Robyn SLATER	Ford Anglia			
1 - 1:14.924 2 - 1:02.297 3 - 1:01.344 4 - 1:00.918 5 - 1:12.812					
79	Mark JONES	Ford Lotus Cortina			
1 - 1:04.883 6 - 58.182 11 - 58.828 16 - 57.240 2 - 58.031 7 - 58.748 12 - 58.640 3 - 57.223 8 - 58.638 13 - 57.610 4 - 58.113 9 - 58.861 14 - 57.897 5 - 57.877 10 - 58.060 15 - 57.520					
80	Mike SMITH	Morris Mini Cooper S			
81	Chris GLAISTER	Ford Anglia 100E			
1 - 1:11.949 6 - 1:03.231 11 - 1:02.181 2 - 1:01.688 7 - 1:02.621 12 - 1:03.662 3 - 1:09.696 8 - 1:02.351 13 - 1:02.068 4 - 1:01.748 9 - 1:02.221 14 - 1:02.033 5 - 1:03.556 10 - 1:02.045 15 - 1:01.805					
85	Roger GODFREY	Austin Cooper S			
1 - 1:06.826 6 - 57.822 11 - 59.456 16 - 58.142 2 - 58.013 7 - 59.219 12 - 58.059 3 - 57.996 8 - 58.251 13 - 58.490 4 - 57.779 9 - 58.627 14 - 58.208 5 - 57.870 10 - 57.924 15 - 58.313					
86	Andrew JONES	Singer Chamois			
1 - 1:09.858 6 - 1:03.106 11 - 1:01.629 2 - 1:00.873 7 - 1:01.019 12 - 1:03.290 3 - 1:01.209 8 - 1:03.247 13 - 1:03.895 4 - 1:02.314 9 - 1:02.914 14 - 1:05.438 5 - 1:02.547 10 - 1:03.586 15 - 1:02.271					

Weather/Track: Bright / Dry

HSCC 'ByBox' Historic Touring Cars
RACE 4 - LAP ANALYSIS - Mallory Park - 20 June 2010
 (contd.)

87	Simon BENOY	Hillman Imp			
1 -	1:11.417	6 -	1:00.988	11 -	1:00.680
2 -	1:00.850	7 -	59.840	12 -	1:00.519
3 -	59.523	8 -	59.089	13 -	1:00.237
4 -	59.389	9 -	59.853	14 -	1:00.774
5 -	58.776	10 -	1:00.158	15 -	1:00.423
88	Martin BRAMWELL	Hillman Imp			
1 -	1:13.845	6 -	1:00.352	11 -	1:00.249
2 -	1:01.566	7 -	59.530	12 -	1:00.024
3 -	1:01.660	8 -	1:00.210	13 -	1:00.664
4 -	1:00.605	9 -	1:02.873	14 -	1:00.418
5 -	1:00.282	10 -	1:00.316	15 -	1:01.076
91	Vince FROST	Hillman Imp			
1 -	1:15.222	6 -	1:03.995	11 -	1:03.834
2 -	1:03.445	7 -	1:02.881	12 -	1:02.109
3 -	1:02.719	8 -	1:02.233	13 -	1:01.813
4 -	1:02.575	9 -	1:02.126	14 -	1:02.484
5 -	1:04.334	10 -	1:03.752	15 -	1:01.885
92	Colin GUNTON	Hillman Imp			
1 -	1:08.176	6 -	58.208	11 -	58.732
2 -	58.665	7 -	58.737	12 -	58.842
3 -	58.463	8 -	59.166	13 -	59.047
4 -	58.887	9 -	58.503	14 -	58.484
5 -	58.912	10 -	59.024	15 -	59.326
94	Steve PLATTS	Singer Chamois			
1 -	1:09.268	6 -	1:00.223	11 -	1:00.567
2 -	59.928	7 -	59.803	12 -	1:00.411
3 -	59.638	8 -	59.958	13 -	1:00.470
4 -	59.683	9 -	1:00.840	14 -	1:00.822
5 -	59.849	10 -	1:00.197	15 -	1:00.107
95	Shaun HAZLEWOOD	Hillman Imp			
1 -	1:09.411	6 -	1:00.653	11 -	1:00.144
2 -	1:00.933	7 -	59.495	12 -	1:00.662
3 -	1:00.865	8 -	59.672	13 -	1:00.446
4 -	1:00.189	9 -	1:01.451	14 -	1:00.410
5 -	1:00.118	10 -	1:00.014	15 -	1:00.274

Weather/Track: Bright / Dry

HSCC 'ByBox' Historic Touring Cars
RACE 4 - LAP ANALYSIS - Mallory Park - 20 June 2010
 (contd.)

96	Tim BROOK	Austin Mini Cooper					
1 -	1:13.457	6 -	1:06.640	11 -	1:03.207		
2 -	1:03.182	7 -	1:02.921	12 -	1:03.425		
3 -	1:01.331	8 -	1:02.790	13 -	1:02.662		
4 -	1:01.700	9 -	1:03.442	14 -	1:03.680		
5 -	1:08.579	10 -	1:03.801	15 -	1:02.032		
99	Ian GUNTON	Hillman Imp Super					
1 -	1:14.665	6 -	1:04.459	11 -	1:05.030		
2 -	1:04.141	7 -	1:03.512	12 -	1:02.864		
3 -	1:04.194	8 -	1:03.004	13 -	1:02.482		
4 -	1:04.512	9 -	1:03.782	14 -	1:03.359		
5 -	1:04.931	10 -	1:05.867	15 -	1:02.740		

Weather/Track: Bright / Dry

www.mstworld.com

Page 5 of 5

Mallory Park
 Circuit Length = 1.3500 miles.
 Start: 13:30 End: 13:45
 Printed - 13:52 Sunday, 20 June 2010

HSCC 'ByBox' Historic Touring Cars
RACE 4 - LAP CHART - Mallory Park - 20 June 2010

Lap 1			Lap 2			Lap 3			Lap 4			Lap 5		
No	Behind	Laptime	No	Behind	Laptime	No	Behind	Laptime	No	Behind	Laptime	No	Behind	Laptime
23		1:02.867	23		57.080	23		57.586	23		57.963	23		57.477
33	0.703	1:03.570	33	1.646	58.023	33	1.786	57.726	33	1.670	57.847	33	2.065	57.872
57	1.286	1:04.153	57	2.017	57.811	57	2.237	57.806	57	2.276	58.002	57	2.646	57.847
79	2.016	1:04.883	79	2.967	58.031	79	2.604	57.223	79	2.754	58.113	79	3.154	57.877
49	2.686	1:05.553	49	3.487	57.881	49	3.461	57.560	49	3.588	58.090	49	3.996	57.885
85	3.959	1:06.826	85	4.892	58.013	85	5.302	57.996	85	5.118	57.779	85	5.511	57.870
92	5.309	1:08.176	92	6.894	58.665	92	7.771	58.463	92	8.695	58.887	92	10.130	58.912
94	6.401	1:09.268	94	9.249	59.928	94	11.301	59.638	94	13.021	59.683	94	15.393	59.849
95	6.544	1:09.411	61	10.075	1:00.261	95	13.676	1:00.865	87	15.683	59.389	87	16.982	58.776
61	6.894	1:09.761	95	10.397	1:00.933	87	14.257	59.523	95	15.902	1:00.189	61	17.832	59.027
86	6.991	1:09.858	86	10.784	1:00.873	86	14.407	1:01.209	61	16.282	59.518	95	18.543	1:00.118
87	8.550	1:11.417	87	12.320	1:00.850	61	14.727	1:02.238	65	17.274	1:00.064	65	18.656	58.859
81	9.082	1:11.949	81	13.690	1:01.688	65	15.173	58.961	86	18.758	1:02.314	14	23.005	1:00.070
64	10.014	1:12.881	65	13.798	1:00.482	14	18.589	1:01.802	14	20.412	59.786	86	23.828	1:02.547
65	10.396	1:13.263	14	14.373	1:00.990	64	19.391	1:02.439	64	21.445	1:00.017	64	24.334	1:00.366
14	10.463	1:13.330	64	14.538	1:01.604	88	19.538	1:01.660	88	22.180	1:00.605	88	24.985	1:00.282
96	10.590	1:13.457	88	15.464	1:01.566	96	20.437	1:01.331	73	23.987	1:00.918	96	35.276	1:08.579
88	10.978	1:13.845	96	16.692	1:03.182	73	21.032	1:01.344	96	24.174	1:01.700	91	35.322	1:04.334
99	11.798	1:14.665	73	17.274	1:02.297	91	23.853	1:02.719	91	28.465	1:02.575	81	35.664	1:03.556
73	12.057	1:14.924	91	18.720	1:03.445	99	25.467	1:04.194	81	29.585	1:01.748	50	38.365	1:04.821
91	12.355	1:15.222	99	18.859	1:04.141	81	25.800	1:09.696	50	31.021	1:03.035	73	39.322	1:12.812
50	12.494	1:15.361	50	19.705	1:04.291	50	25.949	1:03.830	99	32.016	1:04.512	99	39.470	1:04.931
39	13.700	1:16.567	39	21.664	1:05.044	39	29.190	1:05.112	39	35.693	1:04.466	39	43.703	1:05.487
43	14.167	1:17.034	43	22.124	1:05.037	43	29.586	1:05.048	43	37.034	1:05.411	43	45.369	1:05.812
45	17.188	1:20.055	45	26.651	1:06.543	45	35.356	1:06.291	45	44.473	1:07.080	45	55.866	1:08.870

Weather/Track: Bright / Dry

HSCC 'ByBox' Historic Touring Cars
RACE 4 - LAP CHART - Mallory Park - 20 June 2010
 (contd.)

Lap 6			Lap 7			Lap 8			Lap 9			Lap 10		
No	Behind	Laptime	No	Behind	Laptime	No	Behind	Laptime	No	Behind	Laptime	No	Behind	Laptime
23		57.612	23		58.874	23		58.383	23		58.162	23		58.002
33	2.621	58.168	33	2.025	58.278	39	1 LAP	1:05.558	33	3.191	58.981	96	1 LAP	1:03.442
57	2.954	57.920	57	2.517	58.437	33	2.372	58.730	57	3.937	59.100	50	1 LAP	1:03.613
79	3.724	58.182	79	3.598	58.748	43	1 LAP	1:06.329	79	4.552	58.861	99	1 LAP	1:03.782
49	4.084	57.700	49	4.209	58.999	57	2.999	58.865	49	5.032	58.837	33	3.237	58.048
85	5.721	57.822	85	6.066	59.219	79	3.853	58.638	85	6.399	58.627	57	3.628	57.693
92	10.726	58.208	45	1 LAP	1:09.918	49	4.357	58.531	39	1 LAP	1:06.516	79	4.610	58.060
94	18.004	1:00.223	92	10.589	58.737	85	5.934	58.251	92	11.713	58.503	49	4.951	57.921
65	19.749	58.705	94	18.933	59.803	92	11.372	59.166	43	1 LAP	1:07.354	85	6.321	57.924
87	20.358	1:00.988	65	18.975	58.100	65	18.673	58.081	65	19.093	58.582	92	12.735	59.024
61	20.382	1:00.162	61	20.032	58.524	94	20.508	59.958	94	23.186	1:00.840	39	1 LAP	1:05.570
95	21.584	1:00.653	87	21.324	59.840	61	20.960	59.311	87	23.721	59.853	65	20.038	58.947
14	25.760	1:00.367	95	22.205	59.495	87	22.030	59.089	95	26.783	1:01.451	43	1 LAP	1:06.322
64	26.990	1:00.268	14	26.573	59.687	45	1 LAP	1:11.547	14	31.187	1:00.948	94	25.381	1:00.197
88	27.725	1:00.352	64	27.656	59.540	95	23.494	59.672	64	34.315	1:03.508	87	25.877	1:00.158
86	29.322	1:03.106	88	28.381	59.530	14	28.401	1:00.211	45	1 LAP	1:10.572	95	28.795	1:00.014
81	41.283	1:03.231	86	31.467	1:01.019	64	28.969	59.696	88	34.919	1:02.873	14	34.197	1:01.012
91	41.705	1:03.995	81	45.030	1:02.621	88	30.208	1:00.210	61	36.696	1:13.898	64	36.948	1:00.635
96	44.304	1:06.640	91	45.712	1:02.881	86	36.331	1:03.247	86	41.083	1:02.914	88	37.233	1:00.316
50	44.928	1:04.175	96	48.351	1:02.921	81	48.998	1:02.351	81	53.057	1:02.221	45	1 LAP	1:04.996
99	46.317	1:04.459	50	48.752	1:02.698	91	49.562	1:02.233	91	53.526	1:02.126	86	46.667	1:03.586
39	51.881	1:05.790	99	50.955	1:03.512	96	52.758	1:02.790				81	57.100	1:02.045
43	53.491	1:05.734				50	53.918	1:03.549						
						99	55.576	1:03.004						

Weather/Track: Bright / Dry

HSCC 'ByBox' Historic Touring Cars
RACE 4 - LAP CHART - Mallory Park - 20 June 2010
 (contd.)

Lap 11			Lap 12			Lap 13			Lap 14			Lap 15		
No	Behind	Laptime	No	Behind	Laptime	No	Behind	Laptime	No	Behind	Laptime	No	Behind	Laptime
23		58.118	23		58.182	23		57.990	23		58.184	23		57.989
91	1 LAP	1:03.752	81	1 LAP	1:02.181	33	2.903	57.347	33	2.746	58.027	33	2.483	57.726
33	3.080	57.961	33	3.546	58.648	57	3.398	57.554	86	1 LAP	1:03.895	57	3.069	57.453
57	3.657	58.147	57	3.834	58.359	79	5.398	57.610	57	3.605	58.391	79	4.642	57.520
79	5.320	58.828	79	5.778	58.640	49	5.802	57.575	79	5.111	57.897	49	5.061	57.656
49	5.645	58.812	49	6.217	58.754	85	8.036	58.490	49	5.394	57.776	85	8.384	58.313
96	1 LAP	1:03.801	91	1 LAP	1:03.834	81	1 LAP	1:03.662	85	8.060	58.208	86	1 LAP	1:05.438
50	1 LAP	1:04.065	85	7.536	58.059	91	1 LAP	1:02.109	45	2 LAPS	1:10.225	81	1 LAP	1:02.033
85	7.659	59.456	96	1 LAP	1:03.207	92	15.066	59.047	81	1 LAP	1:02.068	92	16.703	59.326
99	1 LAP	1:05.867	50	1 LAP	1:02.741	96	1 LAP	1:03.425	91	1 LAP	1:01.813	91	1 LAP	1:02.484
92	13.349	58.732	92	14.009	58.842	50	1 LAP	1:02.570	92	15.366	58.484	45	2 LAPS	1:07.259
65	20.946	59.026	99	1 LAP	1:05.030	65	22.586	59.138	96	1 LAP	1:02.662	65	24.044	58.947
39	1 LAP	1:05.116	65	21.438	58.674	99	1 LAP	1:02.864	50	1 LAP	1:02.390	50	1 LAP	1:02.028
94	27.830	1:00.567	94	30.059	1:00.411	94	32.539	1:00.470	65	23.086	58.684	96	1 LAP	1:03.680
43	1 LAP	1:06.052	39	1 LAP	1:05.340	87	33.023	1:00.237	99	1 LAP	1:02.482	99	1 LAP	1:03.359
87	28.439	1:00.680	87	30.776	1:00.519	95	35.757	1:00.446	94	35.177	1:00.822	94	37.295	1:00.107
95	30.821	1:00.144	95	33.301	1:00.662	39	1 LAP	1:05.305	87	35.613	1:00.774	87	38.047	1:00.423
14	36.577	1:00.498	43	1 LAP	1:05.762	14	41.132	1:00.507	95	37.983	1:00.410	95	40.268	1:00.274
64	38.767	59.937	14	38.615	1:00.220	64	43.052	1:00.930	14	42.786	59.838	14	44.414	59.617
88	39.364	1:00.249	64	40.112	59.527	43	1 LAP	1:06.088	64	44.504	59.636	64	46.073	59.558
45	1 LAP	1:05.415	88	41.206	1:00.024	88	43.880	1:00.664	39	1 LAP	1:05.842	88	49.201	1:01.076
86	50.178	1:01.629	86	55.286	1:03.290				88	46.114	1:00.418	39	1 LAP	1:04.572
			45	1 LAP	1:05.648				43	1 LAP	1:05.150			

Weather/Track: Bright / Dry

HSCC 'ByBox' Historic Touring Cars
RACE 4 - LAP CHART - Mallory Park - 20 June 2010
 (contd.)

Lap 16			Lap 17			Lap 18			Lap 19			Lap 20		
No	Behind	Laptime	No	Behind	Laptime	No	Behind	Laptime	No	Behind	Laptime	No	Behind	Laptime
23		57.947												
43	2 LAPS	1:05.630												
33	2.310	57.774												
57	2.838	57.716												
79	3.935	57.240												
49	4.266	57.152												
85	8.579	58.142												
86	1 LAP	1:02.271												
92	17.456	58.700												
81	1 LAP	1:01.805												
91	1 LAP	1:01.885												
65	25.002	58.905												
45	2 LAPS	1:05.660												
50	1 LAP	1:01.601												
96	1 LAP	1:02.032												
99	1 LAP	1:02.740												
94	39.503	1:00.155												
95	42.533	1:00.212												
14	46.171	59.704												
64	47.402	59.276												
88	51.926	1:00.672												
39	1 LAP	1:04.718												

Weather/Track: Bright / Dry

HSCC 'ByBox' Historic Touring Cars

GRID FOR RACE 10 - Mallory Park - 20 June 2010

ROW 13	80	SMITH	50	READ	
ROW 12		61	WEBB	73	SLATER
ROW 11	45	MAYSON	87	BENOY	
ROW 10		39	HOPKINSON	43	CLARK
ROW 9	96	BROOK	99	GUNTON	
ROW 8		81	GLAISTER	91	FROST
ROW 7	88	BRAMWELL	86	JONES	
ROW 6		14	MCKAY	64	BRAND
ROW 5	94	PLATTS	95	HAZLEWOOD	
ROW 4		92	GUNTON	65	LAW
ROW 3	49	HORE	85	GODFREY	
ROW 2		57	GOMM	79	JONES
ROW 1	23	COPE	33	FULLER	
		POLE			

Car 50 starts from back of grid - qualified out of session
 Weather/Track: Bright / Dry

Mallory Park
 Circuit Length = 1.3500 miles.
 Start: 13:30 End: 13:45

Clerk of the Course:		Timekeeper:
----------------------	--	-------------

Snappy Pizza Historic Formula Ford 2000

RACE 5 - CLASSIFICATION - Mallory Park - 20 June 2010

POS	NO	CL	DRIVER	NAT	CAR	TIME	LAPS	GAP	MPH	BEST
1	75	A	Colin WRIGHT		Reynard SF79	15:37.269	19		98.52	48.385
2	34	A	Dale SPRUCE		Reynard SF79	15:38.827	19	1.558	98.35	48.654
3	11	A	Stuart BOYER		Reynard SF77	15:41.170	19	3.901	98.11	48.720
4	48	A	Oliver THORPE		Royale RP27	15:41.684	19	4.415	98.05	48.713
5	41	A	Mark PIERCE		Sparton SF80	15:44.348	19	7.079	97.78	48.913
6	57	A	David WILD		Reynard SF79	15:45.201	19	7.932	97.69	48.814
7	26	A	Tom POPE		Reynard SF79	15:48.002	19	10.733	97.40	48.877
8	60	A	Nigel GRANT		Delta T78	15:50.716	19	13.447	97.12	49.091
9	4	A	Steve GARDINER		Reynard SF80	15:51.293	19	14.024	97.06	49.204
10	29	A	Eric HOULT		Lola T580	15:59.946	19	22.677	96.19	49.345
11	72	A	Andrew STORER		Royale RP27	16:01.874	19	24.605	96.00	49.201
12	20	B	David CLARK		Dulon MP21	16:04.875	19	27.606	95.70	49.413
13	25	B	Antony RAINE		Merlyn MK28	16:05.652	19	28.383	95.62	49.931
14	9	A	Adam ORMANDY		Reynard SF78	16:23.691	19	46.422	93.87	50.437
15	24	A	Alan GAPE		Royale RP27	16:01.549	18	1 LAP	90.97	51.962
16	46	C	John BOWLES		Royale RP9	16:14.354	18	1 LAP	89.78	51.966

NOT CLASSIFIED

16	A	Simon TOYNE		Reynard SF79	14:59.012	18	D.N.F.	97.30	48.737
22	A	John HAYES-HARLOW		Royale RP20	9:25.037	11	D.N.F.	94.61	50.146
74	B	Seamus DOYLE		Lola T580	9:57.351	11	D.N.F.	89.49	51.097
19	A	Scott TEMPLE		Delta T79	6:12.902	7	D.N.F.	91.23	49.450
99	B	Paul POSSAMAI		Lola T580	5:16.555	6	D.N.F.	92.11	50.374
73	A	John WILSON		Royale RP26	5:16.999	6	D.N.F.	91.98	50.776

FASTEST LAP

75	A	Colin WRIGHT		Reynard SF79	48.385	3	100.44mph	161.64kph
20	B	David CLARK		Dulon MP21	49.413	14	98.35mph	158.28kph
46	C	John BOWLES		Royale RP9	51.966	3	93.52mph	150.51kph

Weather/Track: Sun / Dry

Mallory Park
Circuit Length = 1.3500 miles.
Start: 13:55 End: 14:11

Clerk of the Course:		Timekeeper:
----------------------	--	-------------

Snappy Pizza Historic Formula Ford 2000

RACE 5 - LAP ANALYSIS - Mallory Park - 20 June 2010

4	Steve GARDINER				Reynard SF80
1 -	58.585	6 -	49.435	11 -	49.497
2 -	51.185	7 -	49.429	12 -	49.288
3 -	50.386	8 -	49.629	13 -	49.267
4 -	49.301	9 -	49.279	14 -	49.289
5 -	49.776	10 -	49.204	15 -	49.504
9	Adam ORMANDY				Reynard SF78
1 -	1:02.228	6 -	50.437	11 -	50.977
2 -	51.367	7 -	52.277	12 -	51.130
3 -	51.123	8 -	52.031	13 -	50.657
4 -	51.267	9 -	51.195	14 -	51.043
5 -	51.490	10 -	51.556	15 -	51.118
11	Stuart BOYER				Reynard SF77
1 -	55.459	6 -	49.138	11 -	50.215
2 -	49.032	7 -	49.187	12 -	49.334
3 -	48.835	8 -	49.068	13 -	49.352
4 -	49.057	9 -	49.263	14 -	49.453
5 -	48.937	10 -	49.247	15 -	49.143
16	Simon TOYNE				Reynard SF79
1 -	57.260	6 -	49.400	11 -	49.203
2 -	49.474	7 -	49.369	12 -	48.911
3 -	49.693	8 -	49.347	13 -	49.268
4 -	49.538	9 -	49.235	14 -	49.555
5 -	48.737	10 -	49.074	15 -	50.713
19	Scott TEMPLE				Delta T79
1 -	58.820	6 -	50.008		
2 -	50.516	7 -	1:05.008		
3 -	49.526				
4 -	49.450				
5 -	49.574				
20	David CLARK				Dulon MP21
1 -	1:00.702	6 -	50.559	11 -	49.900
2 -	50.994	7 -	50.699	12 -	49.711
3 -	50.447	8 -	50.011	13 -	50.134
4 -	51.140	9 -	50.264	14 -	49.413
5 -	50.059	10 -	51.596	15 -	49.908

Weather/Track: Sun / Dry

www.mstworld.com

Page 1 of 4

Mallory Park
Circuit Length = 1.3500 miles.
Start: 13:55 End: 14:11

Printed - 14:14 Sunday, 20 June 2010

Snappy Pizza Historic Formula Ford 2000
RACE 5 - LAP ANALYSIS - Mallory Park - 20 June 2010
 (contd.)

22	John HAYES-HARLOW	Royale RP20			
1 -	59.534	6 -	50.759	11 -	50.589
2 -	50.925	7 -	50.547		
3 -	51.008	8 -	50.262		
4 -	50.355	9 -	50.293		
5 -	50.619	10 -	50.146		
24	Alan GAPE	Royale RP27			
1 -	1:02.832	6 -	52.472	11 -	54.268
2 -	52.221	7 -	52.965	12 -	52.708
3 -	52.114	8 -	52.837	13 -	52.336
4 -	55.679	9 -	53.281	14 -	52.762
5 -	51.962	10 -	52.716	15 -	52.530
25	Antony RAINE	Merlyn MK28			
1 -	1:00.353	6 -	50.289	11 -	49.981
2 -	50.775	7 -	50.375	12 -	50.162
3 -	50.381	8 -	49.999	13 -	49.931
4 -	50.691	9 -	50.412	14 -	49.972
5 -	50.351	10 -	50.202	15 -	50.377
26	Tom POPE	Reynard SF79			
1 -	57.734	6 -	49.988	11 -	48.877
2 -	49.808	7 -	50.080	12 -	48.940
3 -	49.188	8 -	49.739	13 -	49.019
4 -	49.611	9 -	49.117	14 -	48.903
5 -	49.378	10 -	49.015	15 -	50.269
29	Eric HOULT	Lola T580			
1 -	1:00.058	6 -	49.699	11 -	50.019
2 -	50.730	7 -	49.845	12 -	50.045
3 -	50.354	8 -	49.345	13 -	49.907
4 -	49.429	9 -	49.626	14 -	49.923
5 -	49.522	10 -	49.891	15 -	49.838
34	Dale SPRUCE	Reynard SF79			
1 -	55.793	6 -	48.802	11 -	49.457
2 -	49.388	7 -	48.991	12 -	49.227
3 -	48.977	8 -	49.351	13 -	49.287
4 -	48.950	9 -	49.039	14 -	48.898
5 -	49.139	10 -	49.107	15 -	49.135

Weather/Track: Sun / Dry

Snappy Pizza Historic Formula Ford 2000
RACE 5 - LAP ANALYSIS - Mallory Park - 20 June 2010
 (contd.)

41	Mark PIERCE					Sparton SF80	
1 -	56.892	6 -	49.171	11 -	48.913	16 -	49.632
2 -	49.205	7 -	49.108	12 -	48.959	17 -	49.062
3 -	49.269	8 -	49.513	13 -	49.139	18 -	49.045
4 -	49.167	9 -	49.136	14 -	49.609	19 -	48.969
5 -	49.250	10 -	50.245	15 -	50.064		
46	John BOWLES					Royale RP9	
1 -	1:03.975	6 -	52.176	11 -	54.050	16 -	54.670
2 -	52.221	7 -	53.639	12 -	56.659	17 -	52.936
3 -	51.966	8 -	54.151	13 -	54.552	18 -	53.048
4 -	53.354	9 -	52.775	14 -	54.949		
5 -	52.460	10 -	53.098	15 -	53.675		
48	Oliver THORPE					Royale RP27	
1 -	57.055	6 -	49.562	11 -	48.713	16 -	49.485
2 -	49.454	7 -	48.920	12 -	48.795	17 -	48.928
3 -	49.754	8 -	49.422	13 -	48.871	18 -	49.005
4 -	49.113	9 -	49.269	14 -	49.142	19 -	49.039
5 -	48.751	10 -	49.271	15 -	49.135		
57	David WILD					Reynard SF79	
1 -	57.963	6 -	49.184	11 -	49.081	16 -	49.098
2 -	50.371	7 -	48.915	12 -	49.049	17 -	49.078
3 -	49.211	8 -	49.337	13 -	49.129	18 -	49.277
4 -	49.216	9 -	48.814	14 -	49.415	19 -	49.167
5 -	49.589	10 -	49.091	15 -	50.216		
60	Nigel GRANT					Delta T78	
1 -	58.347	6 -	49.449	11 -	49.162	16 -	49.734
2 -	50.134	7 -	49.514	12 -	49.460	17 -	49.091
3 -	49.403	8 -	50.547	13 -	49.178	18 -	49.380
4 -	49.171	9 -	49.358	14 -	50.246	19 -	50.070
5 -	49.738	10 -	49.313	15 -	49.421		
72	Andrew STORER					Royale RP27	
1 -	58.061	6 -	50.978	11 -	50.749	16 -	49.530
2 -	51.113	7 -	50.236	12 -	49.945	17 -	49.474
3 -	50.231	8 -	50.406	13 -	49.497	18 -	49.375
4 -	53.323	9 -	50.207	14 -	49.225	19 -	49.201
5 -	49.935	10 -	50.044	15 -	50.344		

Weather/Track: Sun / Dry

www.mstworld.com

Page 3 of 4

Mallory Park
 Circuit Length = 1.3500 miles.
 Start: 13:55 End: 14:11

Printed - 14:14 Sunday, 20 June 2010

Snappy Pizza Historic Formula Ford 2000
RACE 5 - LAP ANALYSIS - Mallory Park - 20 June 2010
 (contd.)

73	John WILSON				Royale RP26
1 -	1:01.692	6 -	50.972		
2 -	51.209				
3 -	51.010				
4 -	51.340				
5 -	50.776				
74	Seamus DOYLE				Lola T580
1 -	1:03.095	6 -	51.097	11 -	1:02.869
2 -	52.268	7 -	52.031		
3 -	51.986	8 -	52.589		
4 -	52.997	9 -	52.390		
5 -	52.300	10 -	53.729		
75	Colin WRIGHT				Reynard SF79
1 -	54.941	6 -	48.772	11 -	49.178
2 -	48.893	7 -	48.880	12 -	49.929
3 -	48.385	8 -	49.148	13 -	49.186
4 -	48.404	9 -	48.901	14 -	49.191
5 -	48.609	10 -	49.288	15 -	49.292
				16 -	49.181
				17 -	48.882
				18 -	49.021
				19 -	49.188
99	Paul POSSAMAI				Lola T580
1 -	1:01.577	6 -	51.066		
2 -	50.899				
3 -	50.374				
4 -	51.545				
5 -	51.094				

Snappy Pizza Historic Formula Ford 2000
RACE 5 - LAP CHART - Mallory Park - 20 June 2010

Lap 1			Lap 2			Lap 3			Lap 4			Lap 5		
No	Behind	Laptime	No	Behind	Laptime	No	Behind	Laptime	No	Behind	Laptime	No	Behind	Laptime
75		54.941	75		48.893	75		48.385	75		48.404	75		48.609
11	0.518	55.459	11	0.657	49.032	11	1.107	48.835	11	1.760	49.057	11	2.088	48.937
34	0.852	55.793	34	1.347	49.388	34	1.939	48.977	34	2.485	48.950	34	3.015	49.139
41	1.951	56.892	41	2.263	49.205	41	3.147	49.269	41	3.910	49.167	41	4.551	49.250
48	2.114	57.055	48	2.675	49.454	48	4.044	49.754	48	4.753	49.113	48	4.895	48.751
16	2.319	57.260	16	2.900	49.474	16	4.208	49.693	16	5.342	49.538	16	5.470	48.737
26	2.793	57.734	26	3.708	49.808	26	4.511	49.188	26	5.718	49.611	26	6.487	49.378
57	3.022	57.963	57	4.500	50.371	57	5.326	49.211	57	6.138	49.216	57	7.118	49.589
72	3.120	58.061	60	4.647	50.134	60	5.665	49.403	60	6.432	49.171	60	7.561	49.738
60	3.406	58.347	72	5.340	51.113	19	6.643	49.526	19	7.689	49.450	19	8.654	49.574
4	3.644	58.585	19	5.502	50.516	72	7.186	50.231	4	8.834	49.301	4	10.001	49.776
19	3.879	58.820	4	5.936	51.185	4	7.937	50.386	29	9.948	49.429	29	10.861	49.522
22	4.593	59.534	22	6.625	50.925	29	8.923	50.354	22	11.199	50.355	22	13.209	50.619
29	5.117	1:00.058	29	6.954	50.730	22	9.248	51.008	25	11.577	50.691	25	13.319	50.351
25	5.412	1:00.353	25	7.294	50.775	25	9.290	50.381	72	12.105	53.323	72	13.431	49.935
20	5.761	1:00.702	20	7.862	50.994	20	9.924	50.447	20	12.660	51.140	20	14.110	50.059
99	6.636	1:01.577	99	8.642	50.899	99	10.631	50.374	99	13.772	51.545	99	16.257	51.094
73	6.751	1:01.692	73	9.067	51.209	73	11.692	51.010	73	14.628	51.340	73	16.795	50.776
9	7.287	1:02.228	9	9.761	51.367	9	12.499	51.123	9	15.362	51.267	9	18.243	51.490
24	7.891	1:02.832	24	11.219	52.221	24	14.948	52.114	74	19.723	52.997	74	23.414	52.300
74	8.154	1:03.095	74	11.529	52.268	74	15.130	51.986	46	20.893	53.354	46	24.744	52.460
46	9.034	1:03.975	46	12.362	52.221	46	15.943	51.966	24	22.223	55.679	24	25.576	51.962

Weather/Track: Sun / Dry

www.mstworld.com

Mallory Park
Circuit Length = 1.3500 miles.
Start: 13:55 End: 14:11

Snappy Pizza Historic Formula Ford 2000
RACE 5 - LAP CHART - Mallory Park - 20 June 2010
 (contd.)

Lap 6			Lap 7			Lap 8			Lap 9			Lap 10		
No	Behind	Laptime	No	Behind	Laptime	No	Behind	Laptime	No	Behind	Laptime	No	Behind	Laptime
75		48.772	75		48.880	75		49.148	75		48.901	75		49.288
11	2.454	49.138	11	2.761	49.187	11	2.681	49.068	11	3.043	49.263	11	3.002	49.247
34	3.045	48.802	34	3.156	48.991	34	3.359	49.351	34	3.497	49.039	34	3.316	49.107
41	4.950	49.171	41	5.178	49.108	41	5.543	49.513	41	5.778	49.136	48	6.350	49.271
48	5.685	49.562	48	5.725	48.920	48	5.999	49.422	48	6.367	49.269	41	6.735	50.245
16	6.098	49.400	16	6.587	49.369	16	6.786	49.347	16	7.120	49.235	16	6.906	49.074
57	7.530	49.184	57	7.565	48.915	57	7.754	49.337	57	7.667	48.814	57	7.470	49.091
26	7.703	49.988	60	8.872	49.514	26	9.494	49.739	26	9.710	49.117	26	9.437	49.015
60	8.238	49.449	26	8.903	50.080	60	10.271	50.547	60	10.728	49.358	60	10.753	49.313
19	9.890	50.008	4	11.213	49.429	4	11.694	49.629	4	12.072	49.279	4	11.988	49.204
4	10.664	49.435	29	12.753	49.845	29	12.950	49.345	29	13.675	49.626	29	14.278	49.891
29	11.788	49.699	25	16.331	50.375	25	17.182	49.999	25	18.693	50.412	25	19.607	50.202
25	14.836	50.289	22	16.863	50.547	22	17.977	50.262	22	19.369	50.293	22	20.227	50.146
22	15.196	50.759	72	16.993	50.236	72	18.251	50.406	72	19.557	50.207	72	20.313	50.044
72	15.637	50.978	20	17.716	50.699	20	18.579	50.011	20	19.942	50.264	20	22.250	51.596
20	15.897	50.559	9	23.305	52.277	9	26.188	52.031	9	28.482	51.195	9	30.750	51.556
99	18.551	51.066	19	26.018	1:05.008	74	32.331	52.589	74	35.820	52.390	74	40.261	53.729
73	18.995	50.972	74	28.890	52.031	24	37.050	52.837	24	41.430	53.281	24	44.858	52.716
9	19.908	50.437	46	32.907	53.639	46	37.910	54.151	46	41.784	52.775	46	45.594	53.098
74	25.739	51.097	24	33.361	52.965									
46	28.148	52.176												
24	29.276	52.472												

Weather/Track: Sun / Dry

www.mstworld.com

Mallory Park
 Circuit Length = 1.3500 miles.
 Start: 13:55 End: 14:11

Snappy Pizza Historic Formula Ford 2000
RACE 5 - LAP CHART - Mallory Park - 20 June 2010
 (contd.)

Lap 11			Lap 12			Lap 13			Lap 14			Lap 15		
No	Behind	Laptime	No	Behind	Laptime	No	Behind	Laptime	No	Behind	Laptime	No	Behind	Laptime
75		49.178	75		49.929	75		49.186	75		49.191	75		49.292
34	3.595	49.457	24	1 LAP	54.268	34	2.994	49.287	34	2.701	48.898	34	2.544	49.135
11	4.039	50.215	46	1 LAP	54.050	24	1 LAP	52.708	11	3.872	49.453	11	3.723	49.143
48	5.885	48.713	34	2.893	49.227	11	3.610	49.352	48	4.387	49.142	48	4.230	49.135
41	6.470	48.913	11	3.444	49.334	48	4.436	48.871	41	5.871	49.609	41	6.643	50.064
16	6.931	49.203	74	1 LAP	1:02.869	41	5.453	49.139	16	6.359	49.555	57	7.584	50.216
57	7.373	49.081	48	4.751	48.795	16	5.995	49.268	57	6.660	49.415	16	7.780	50.713
26	9.136	48.877	41	5.500	48.959	57	6.436	49.129	24	1 LAP	52.336	26	8.669	50.269
60	10.737	49.162	16	5.913	48.911	26	7.980	49.019	26	7.692	48.903	24	1 LAP	52.762
4	12.307	49.497	57	6.493	49.049	46	1 LAP	56.659	60	11.315	50.246	60	11.444	49.421
29	15.119	50.019	26	8.147	48.940	60	10.260	49.178	4	11.845	49.289	4	12.057	49.504
25	20.410	49.981	60	10.268	49.460	4	11.747	49.267	46	1 LAP	54.552	29	17.234	49.838
22	21.638	50.589	4	11.666	49.288	29	15.956	49.907	29	16.688	49.923	46	1 LAP	54.949
72	21.884	50.749	29	15.235	50.045	25	21.388	49.931	25	22.169	49.972	25	23.254	50.377
20	22.972	49.900	25	20.643	50.162	72	22.211	49.497	72	22.245	49.225	72	23.297	50.344
9	32.549	50.977	72	21.900	49.945	20	23.702	50.134	20	23.924	49.413	20	24.540	49.908
			20	22.754	49.711	9	35.221	50.657	9	37.073	51.043	9	38.899	51.118
			9	33.750	51.130									

Weather/Track: Sun / Dry

Mallory Park
 Circuit Length = 1.3500 miles.
 Start: 13:55 End: 14:11

Snappy Pizza Historic Formula Ford 2000
RACE 5 - LAP CHART - Mallory Park - 20 June 2010
 (contd.)

Lap 16			Lap 17			Lap 18			Lap 19			Lap 20		
No	Behind	Laptime	No	Behind	Laptime	No	Behind	Laptime	No	Behind	Laptime	No	Behind	Laptime
75		49.181	75		48.882	75		49.021	75		49.188			
34	2.132	48.769	34	1.904	48.654	34	1.667	48.784	34	1.558	49.079			
11	4.040	49.498	11	3.878	48.720	11	3.825	48.968	11	3.901	49.264			
48	4.534	49.485	48	4.580	48.928	48	4.564	49.005	48	4.415	49.039			
41	7.094	49.632	41	7.274	49.062	41	7.298	49.045	41	7.079	48.969			
57	7.501	49.098	57	7.697	49.078	57	7.953	49.277	57	7.932	49.167			
16	9.566	50.967	16	9.947	49.263	26	10.796	49.698	26	10.733	49.125			
26	9.683	50.195	26	10.119	49.318	16	10.931	50.005	60	13.447	50.070			
60	11.997	49.734	60	12.206	49.091	60	12.565	49.380	4	14.024	49.379			
4	12.555	49.679	4	13.242	49.569	4	13.833	49.612	29	22.677	51.163			
24	1 LAP	52.530	24	1 LAP	52.851	29	20.702	50.411	24	1 LAP	51.992			
29	18.294	50.241	29	19.312	49.900	24	1 LAP	53.023	72	24.605	49.201			
46	1 LAP	53.675	72	24.238	49.474	72	24.592	49.375	20	27.606	49.722			
72	23.646	49.530	25	25.824	50.265	25	26.974	50.171	25	28.383	50.597			
25	24.441	50.368	20	26.277	50.254	20	27.072	49.816	46	1 LAP	53.048			
20	24.905	49.546	46	1 LAP	54.670	46	1 LAP	52.936	9	46.422	51.102			
9	40.578	50.860	9	42.830	51.134	9	44.508	50.699						

Weather/Track: Sun / Dry


www.mstworld.com

Mallory Park
 Circuit Length = 1.3500 miles.
 Start: 13:55 End: 14:11

Snappy Pizza Historic Formula Ford 2000

GRID FOR RACE 11 - Mallory Park - 20 June 2010

ROW 11	99	POSSAMAI	73	WILSON
ROW 10	74	DOYLE	19	TEMPLE
ROW 9	16	TOYNE	22	HAYES-HARLOW
ROW 8	24	GAPE	46	BOWLES
ROW 7	25	RAINE	9	ORMANDY
ROW 6	72	STORER	20	CLARK
ROW 5	4	GARDINER	29	HOULT
ROW 4	26	POPE	60	GRANT
ROW 3	41	PIERCE	57	WILD
ROW 2	11	BOYER	48	THORPE
ROW 1	75	WRIGHT	34	SPRUCE
		POLE		



Weather/Track: Sun / Dry

Mallory Park
Circuit Length = 1.3500 miles.
Start: 13:55 End: 14:11

Clerk of the Course:

Timekeeper:

HSCC Historic Road Sports supported by Zircotec

RACE 6 - CLASSIFICATION - Mallory Park - 20 June 2010

POS	NO	CL	DRIVER	NAT	CAR	TIME	LAPS	GAP	MPH	BEST
1	5	C	Dave RANDALL		Ginetta G4	15:45.224	17		87.40	53.866
2	47	C	Alan HARPER		Lotus Elan	15:58.177	17	12.953	86.22	54.734
3	48	C	Barry ASHDOWN		Lotus Elan	16:14.967	17	29.743	84.74	56.019
4	30	C	Mark HALSTEAD		Lotus Elan S1	16:27.656	17	42.432	83.65	55.628
5	33	C	Brian COWAN		Lotus Elan S3	16:29.365	17	44.141	83.50	57.048
6	66	C	Jonathan STRINGER		Lotus 7	16:30.368	17	45.144	83.42	56.742
7	71	E	Dick COFFEY		Turner Mk1	16:31.469	17	46.245	83.33	56.735
8	3	A	Martin EDRIDGE		Ford Mustang	15:52.479	16	1 LAP	81.64	57.699
9	85	G	Michael SMITH		Lotus Elan	16:05.894	16	1 LAP	80.50	58.296
10	13	D	Dean FORWARD		Alfa Romeo Giulia Sport GT	16:08.881	16	1 LAP	80.25	59.188
11	90	D	Steve WINTER		Porsche 911	16:10.563	16	1 LAP	80.11	59.116
12	61	C	Geoff SIZZEY		Turner Mk 3	16:14.434	16	1 LAP	79.80	59.094
13	93	D	Glynn EVANS		Porsche 911	16:31.343	16	1 LAP	78.43	59.815
14	68	D	Steven BEE		Volvo 1800S	15:59.545	15	2 LAPS	75.97	1:01.953
15	15	B	Mike EAGLES		Milano GT Mk1	16:03.916	15	2 LAPS	75.62	56.960
16	6	C	Laurence KENNEDY		Lotus Elan S4	16:17.009	15	2 LAPS	74.61	1:02.483
17	65	G	Nicholas MORRISON		MGB	16:26.286	14	3 LAPS	68.98	1:08.271

NOT CLASSIFIED

87	C	Bill SMITH		Marcos 1600GT	10:57.737	11	D.N.F.	81.27	57.794
72	C	Jim GATHERCOLE		Lotus Elan Plus 2	7:41.229	8	D.N.F.	84.29	56.132
44	B	Dave KIRBY		Triumph TR6	6:13.444	6	D.N.F.	78.08	58.472

FASTEST LAP

5	C	Dave RANDALL		Ginetta G4	53.866	4	90.22mph	145.20kph
71	E	Dick COFFEY		Turner Mk1	56.735	15	85.66mph	137.85kph
15	B	Mike EAGLES		Milano GT Mk1	56.960	8	85.32mph	137.31kph
3	A	Martin EDRIDGE		Ford Mustang	57.699	5	84.23mph	135.55kph
85	G	Michael SMITH		Lotus Elan	58.296	12	83.36mph	134.16kph
90	D	Steve WINTER		Porsche 911	59.116	5	82.21mph	132.30kph

Car 15 - lap 12 disallowed (short lap)
Weather/Track: Sun / Dry

Mallory Park
Circuit Length = 1.3500 miles.
Start: 14:29 End: 14:45

Clerk of the Course:		Timekeeper:
----------------------	--	-------------

HSCC Historic Road Sports supported by Zircotec
RACE 6 - LAP ANALYSIS - Mallory Park - 20 June 2010

3	Martin EDRIDGE	Ford Mustang					
1 -	1:07.819	6 -	58.416	11 -	58.270	16 -	59.525
2 -	58.550	7 -	1:01.314	12 -	58.719		
3 -	59.461	8 -	58.610	13 -	59.006		
4 -	59.229	9 -	58.417	14 -	59.428		
5 -	57.699	10 -	58.157	15 -	59.859		
5	Dave RANDALL	Ginetta G4					
1 -	1:01.785	6 -	54.377	11 -	55.052	16 -	56.006
2 -	55.070	7 -	54.450	12 -	55.263	17 -	55.546
3 -	54.580	8 -	55.272	13 -	55.706		
4 -	53.866	9 -	55.192	14 -	57.399		
5 -	54.502	10 -	55.376	15 -	55.782		
6	Laurence KENNEDY	Lotus Elan S4					
1 -	1:14.623	6 -	1:02.793	11 -	1:03.119		
2 -	1:11.534	7 -	1:03.630	12 -	1:06.902		
3 -	1:03.716	8 -	1:02.483	13 -	1:03.778		
4 -	1:02.897	9 -	1:03.990	14 -	1:06.019		
5 -	1:04.608	10 -	1:03.269	15 -	1:03.648		
13	Dean FORWARD	Alfa Romeo Giulia Sport GT					
1 -	1:09.101	6 -	59.864	11 -	59.415	16 -	59.575
2 -	59.742	7 -	59.885	12 -	1:00.146		
3 -	1:01.009	8 -	1:00.812	13 -	59.745		
4 -	59.759	9 -	1:00.067	14 -	1:00.384		
5 -	59.188	10 -	59.825	15 -	1:00.364		
15	Mike EAGLES	Milano GT Mk1					
1 -	1:04.469	6 -	58.557	11 -	56.995		
2 -	57.431	7 -	57.501	12 -	2:20.087		
3 -	1:03.026	8 -	56.960	13 -	1:02.854		
4 -	57.719	9 -	56.974	14 -	58.536		
5 -	57.124	10 -	57.341	15 -	58.342		
30	Mark HALSTEAD	Lotus Elan S1					
1 -	1:05.012	6 -	56.369	11 -	1:07.489	16 -	56.832
2 -	57.353	7 -	55.628	12 -	58.232	17 -	57.392
3 -	56.768	8 -	57.793	13 -	56.455		
4 -	56.099	9 -	56.485	14 -	59.694		
5 -	56.416	10 -	57.172	15 -	56.467		

Weather/Track: Sun / Dry

www.mstworld.com

Page 1 of 4

Mallory Park
 Circuit Length = 1.3500 miles.
 Start: 14:29 End: 14:45

Printed - 14:49 Sunday, 20 June 2010

HSCC Historic Road Sports supported by Zircotec
RACE 6 - LAP ANALYSIS - Mallory Park - 20 June 2010
 (contd.)

33	Brian COWAN	Lotus Elan S3					
1 -	1:05.654	6 -	57.468	11 -	57.356	16 -	57.185
2 -	57.408	7 -	57.578	12 -	59.424	17 -	57.589
3 -	58.417	8 -	58.033	13 -	57.048		
4 -	57.997	9 -	57.384	14 -	57.928		
5 -	57.529	10 -	58.309	15 -	57.058		
44	Dave KIRBY	Triumph TR6					
1 -	1:10.237	6 -	1:05.912				
2 -	58.472						
3 -	1:00.089						
4 -	59.678						
5 -	59.056						
47	Alan HARPER	Lotus Elan					
1 -	1:02.482	6 -	55.224	11 -	56.021	16 -	55.884
2 -	54.734	7 -	55.495	12 -	56.257	17 -	56.342
3 -	55.491	8 -	55.843	13 -	56.132		
4 -	54.783	9 -	55.480	14 -	57.776		
5 -	55.207	10 -	56.532	15 -	58.494		
48	Barry ASHDOWN	Lotus Elan					
1 -	1:03.920	6 -	56.306	11 -	57.231	16 -	57.656
2 -	56.091	7 -	56.184	12 -	57.218	17 -	58.195
3 -	56.285	8 -	57.032	13 -	56.976		
4 -	56.019	9 -	56.647	14 -	57.887		
5 -	56.829	10 -	57.227	15 -	57.264		
61	Geoff SIZZEY	Turner Mk 3					
1 -	1:11.807	6 -	1:00.043	11 -	59.305	16 -	1:00.137
2 -	59.849	7 -	59.644	12 -	59.991		
3 -	1:00.227	8 -	1:01.593	13 -	59.502		
4 -	59.094	9 -	1:00.581	14 -	59.984		
5 -	59.416	10 -	59.531	15 -	1:03.730		
65	Nicholas MORRISON	MGB					
1 -	1:18.635	6 -	1:08.271	11 -	1:09.396		
2 -	1:10.646	7 -	1:10.229	12 -	1:09.370		
3 -	1:10.115	8 -	1:09.029	13 -	1:10.554		
4 -	1:09.760	9 -	1:10.494	14 -	1:09.420		
5 -	1:10.058	10 -	1:10.309				

Weather/Track: Sun / Dry

www.mstworld.com

Page 2 of 4

Mallory Park
 Circuit Length = 1.3500 miles.
 Start: 14:29 End: 14:45

Printed - 14:49 Sunday, 20 June 2010

HSCC Historic Road Sports supported by Zircotec
RACE 6 - LAP ANALYSIS - Mallory Park - 20 June 2010
 (contd.)

66	Jonathan STRINGER	Lotus 7					
1 -	1:07.056	6 -	58.150	11 -	57.149	16 -	56.974
2 -	57.939	7 -	57.163	12 -	57.622	17 -	57.475
3 -	58.605	8 -	59.875	13 -	56.742		
4 -	56.983	9 -	58.873	14 -	57.194		
5 -	58.289	10 -	57.398	15 -	56.881		
68	Steven BEE	Volvo 1800S					
1 -	1:13.638	6 -	1:02.289	11 -	1:03.205		
2 -	1:02.771	7 -	1:03.418	12 -	1:02.711		
3 -	1:01.953	8 -	1:03.646	13 -	1:04.068		
4 -	1:02.748	9 -	1:03.927	14 -	1:04.362		
5 -	1:02.889	10 -	1:03.882	15 -	1:04.038		
71	Dick COFFEY	Turner Mk1					
1 -	1:07.415	6 -	1:00.329	11 -	57.470	16 -	57.160
2 -	58.824	7 -	58.083	12 -	57.624	17 -	57.555
3 -	58.371	8 -	57.178	13 -	57.081		
4 -	57.072	9 -	57.022	14 -	58.120		
5 -	57.142	10 -	58.288	15 -	56.735		
72	Jim GATHERCOLE	Lotus Elan Plus 2					
1 -	1:03.536	6 -	56.561				
2 -	57.579	7 -	56.185				
3 -	56.924	8 -	58.035				
4 -	56.277						
5 -	56.132						
85	Michael SMITH	Lotus Elan					
1 -	1:14.144	6 -	59.616	11 -	58.402	16 -	59.249
2 -	1:00.080	7 -	58.723	12 -	58.296		
3 -	1:00.038	8 -	1:00.489	13 -	58.931		
4 -	59.674	9 -	58.794	14 -	1:01.500		
5 -	59.303	10 -	59.555	15 -	59.100		
87	Bill SMITH	Marcos 1600GT					
1 -	1:09.593	6 -	58.451	11 -	58.269		
2 -	58.394	7 -	1:01.415				
3 -	59.275	8 -	58.426				
4 -	57.794	9 -	58.331				
5 -	59.286	10 -	58.503				

Weather/Track: Sun / Dry

www.mstworld.com

Page 3 of 4

Mallory Park
 Circuit Length = 1.3500 miles.
 Start: 14:29 End: 14:45

Printed - 14:49 Sunday, 20 June 2010

HSCC Historic Road Sports supported by Zircotec
RACE 6 - LAP ANALYSIS - Mallory Park - 20 June 2010
 (contd.)

90	Steve WINTER	Porsche 911					
1 -	1:11.417	6 -	59.625	11 -	1:00.150	16 -	59.595
2 -	59.527	7 -	59.357	12 -	1:00.097		
3 -	1:00.045	8 -	1:01.057	13 -	59.973		
4 -	59.489	9 -	59.946	14 -	59.801		
5 -	59.116	10 -	59.992	15 -	1:01.376		
93	Glynn EVANS	Porsche 911					
1 -	1:12.489	6 -	1:00.071	11 -	1:01.416	16 -	1:05.725
2 -	1:00.249	7 -	1:01.099	12 -	1:01.208		
3 -	1:00.134	8 -	1:01.329	13 -	1:02.585		
4 -	59.815	9 -	1:01.085	14 -	1:01.541		
5 -	59.872	10 -	1:00.636	15 -	1:02.089		

Weather/Track: Sun / Dry

www.mstworld.com

Page 4 of 4

Mallory Park
 Circuit Length = 1.3500 miles.
 Start: 14:29 End: 14:45
 Printed - 14:49 Sunday, 20 June 2010

HSCC Historic Road Sports supported by Zircotec
RACE 6 - LAP CHART - Mallory Park - 20 June 2010

Lap 1			Lap 2			Lap 3			Lap 4			Lap 5		
No	Behind	Laptime	No	Behind	Laptime	No	Behind	Laptime	No	Behind	Laptime	No	Behind	Laptime
5		1:01.785	5		55.070	5		54.580	5		53.866	5		54.502
47	0.697	1:02.482	47	0.361	54.734	47	1.272	55.491	47	2.189	54.783	47	2.894	55.207
72	1.751	1:03.536	48	3.156	56.091	48	4.861	56.285	48	7.014	56.019	48	9.341	56.829
48	2.135	1:03.920	72	4.260	57.579	72	6.604	56.924	72	9.015	56.277	65	1 LAP	1:09.760
15	2.684	1:04.469	15	5.045	57.431	30	7.698	56.768	30	9.931	56.099	72	10.645	56.132
30	3.227	1:05.012	30	5.510	57.353	33	10.044	58.417	33	14.175	57.997	30	11.845	56.416
33	3.869	1:05.654	33	6.207	57.408	66	12.165	58.605	66	15.282	56.983	33	17.202	57.529
66	5.271	1:07.056	66	8.140	57.939	71	13.175	58.371	71	16.381	57.072	71	19.021	57.142
71	5.630	1:07.415	71	9.384	58.824	15	13.491	1:03.026	15	17.344	57.719	66	19.069	58.289
3	6.034	1:07.819	3	9.514	58.550	3	14.395	59.461	87	19.755	57.794	15	19.966	57.124
13	7.316	1:09.101	87	11.132	58.394	87	15.827	59.275	3	19.758	59.229	3	22.955	57.699
87	7.808	1:09.593	44	11.854	58.472	44	17.363	1:00.089	44	23.175	59.678	87	24.539	59.286
44	8.452	1:10.237	13	11.988	59.742	13	18.417	1:01.009	13	24.310	59.759	44	27.729	59.056
90	9.632	1:11.417	90	14.089	59.527	90	19.554	1:00.045	90	25.177	59.489	13	28.996	59.188
61	10.022	1:11.807	61	14.801	59.849	61	20.448	1:00.227	61	25.676	59.094	90	29.791	59.116
93	10.704	1:12.489	93	15.883	1:00.249	93	21.437	1:00.134	93	27.386	59.815	61	30.590	59.416
68	11.853	1:13.638	85	17.369	1:00.080	85	22.827	1:00.038	85	28.635	59.674	93	32.756	59.872
85	12.359	1:14.144	68	19.554	1:02.771	68	26.927	1:01.953	68	35.809	1:02.748	85	33.436	59.303
6	12.838	1:14.623	6	29.302	1:11.534	6	38.438	1:03.716	6	47.469	1:02.897	68	44.196	1:02.889
65	16.850	1:18.635	65	32.426	1:10.646	65	47.961	1:10.115						

Weather/Track: Sun / Dry

www.mstworld.com

Mallory Park
 Circuit Length = 1.3500 miles.
 Start: 14:29 End: 14:45

HSCC Historic Road Sports supported by Zircotec
RACE 6 - LAP CHART - Mallory Park - 20 June 2010
 (contd.)

Lap 6			Lap 7			Lap 8			Lap 9			Lap 10		
No	Behind	Laptime	No	Behind	Laptime	No	Behind	Laptime	No	Behind	Laptime	No	Behind	Laptime
5		54.377	5		54.450	5		55.272	5		55.192	5		55.376
6	1 LAP	1:04.608	47	4.786	55.495	47	5.357	55.843	47	5.645	55.480	93	1 LAP	1:01.085
47	3.741	55.224	6	1 LAP	1:02.793	68	1 LAP	1:03.418	68	1 LAP	1:03.646	47	6.801	56.532
48	11.270	56.306	48	13.004	56.184	48	14.764	57.032	48	16.219	56.647	65	2 LAPS	1:09.029
72	12.829	56.561	72	14.564	56.185	72	17.327	58.035	30	18.829	56.485	48	18.070	57.227
30	13.837	56.369	30	15.015	55.628	30	17.536	57.793	6	1 LAP	1:02.483	30	20.625	57.172
33	20.293	57.468	33	23.421	57.578	6	1 LAP	1:03.630	33	28.374	57.384	68	1 LAP	1:03.927
66	22.842	58.150	66	25.555	57.163	33	26.182	58.033	15	30.667	56.974	33	31.307	58.309
15	24.146	58.557	15	27.197	57.501	15	28.885	56.960	71	32.342	57.022	15	32.632	57.341
71	24.973	1:00.329	71	28.606	58.083	66	30.158	59.875	66	33.839	58.873	71	35.254	58.288
65	1 LAP	1:10.058	3	33.858	1:01.314	71	30.512	57.178	3	40.421	58.417	6	1 LAP	1:03.990
3	26.994	58.416	87	35.578	1:01.415	3	37.196	58.610	87	41.871	58.331	66	35.861	57.398
87	28.613	58.451	65	1 LAP	1:08.271	87	38.732	58.426	13	50.333	1:00.067	3	43.202	58.157
13	34.483	59.864	13	39.918	59.885	13	45.458	1:00.812	90	50.485	59.946	87	44.998	58.503
90	35.039	59.625	90	39.946	59.357	90	45.731	1:01.057	85	51.767	58.794	13	54.782	59.825
61	36.256	1:00.043	61	41.450	59.644	61	47.771	1:01.593	61	53.160	1:00.581			
93	38.450	1:00.071	85	42.948	58.723	85	48.165	1:00.489						
85	38.675	59.616	93	45.099	1:01.099	93	51.156	1:01.329						
44	39.264	1:05.912				65	1 LAP	1:10.229						
68	52.108	1:02.289												

Weather/Track: Sun / Dry

www.mstworld.com

Mallory Park
 Circuit Length = 1.3500 miles.
 Start: 14:29 End: 14:45

HSCC Historic Road Sports supported by Zircotec
RACE 6 - LAP CHART - Mallory Park - 20 June 2010
 (contd.)

Lap 11			Lap 12			Lap 13			Lap 14			Lap 15		
No	Behind	Laptime	No	Behind	Laptime	No	Behind	Laptime	No	Behind	Laptime	No	Behind	Laptime
5		55.052	5		55.263	5		55.706	5		57.399	5		55.782
90	1 LAP	59.992	13	1 LAP	59.415	85	1 LAP	58.296	6	2 LAPS	1:06.902	47	12.279	58.494
85	1 LAP	59.555	85	1 LAP	58.402	13	1 LAP	1:00.146	15	2 LAPS	2:20.087	65	3 LAPS	1:09.370
61	1 LAP	59.531	90	1 LAP	1:00.150	47	9.190	56.132	85	1 LAP	58.931	15	2 LAPS	1:02.854
93	1 LAP	1:00.636	61	1 LAP	59.305	90	1 LAP	1:00.097	47	9.567	57.776	6	2 LAPS	1:03.778
47	7.770	56.021	47	8.764	56.257	61	1 LAP	59.991	13	1 LAP	59.745	85	1 LAP	1:01.500
48	20.249	57.231	93	1 LAP	1:01.416	93	1 LAP	1:01.208	90	1 LAP	59.973	13	1 LAP	1:00.384
65	2 LAPS	1:10.494	48	22.204	57.218	48	23.474	56.976	61	1 LAP	59.502	90	1 LAP	59.801
68	1 LAP	1:03.882	30	36.031	58.232	30	36.780	56.455	48	23.962	57.887	61	1 LAP	59.984
30	33.062	1:07.489	33	37.772	59.424	33	39.114	57.048	93	1 LAP	1:02.585	48	25.444	57.264
33	33.611	57.356	68	1 LAP	1:03.205	66	41.353	56.742	30	39.075	59.694	93	1 LAP	1:01.541
15	34.575	56.995	71	40.033	57.624	71	41.408	57.081	33	39.643	57.928	30	39.760	56.467
71	37.672	57.470	66	40.317	57.622	68	1 LAP	1:02.711	66	41.148	57.194	33	40.919	57.058
66	37.958	57.149	65	2 LAPS	1:10.309	3	53.176	59.006	71	42.129	58.120	66	42.247	56.881
6	1 LAP	1:03.269	3	49.876	58.719	65	2 LAPS	1:09.396	68	1 LAP	1:04.068	71	43.082	56.735
3	46.420	58.270	6	1 LAP	1:03.119				3	55.205	59.428			
87	48.215	58.269												

Weather/Track: Sun / Dry

Mallory Park
 Circuit Length = 1.3500 miles.
 Start: 14:29 End: 14:45


HSCC Historic Road Sports supported by Zircotec
RACE 6 - LAP CHART - Mallory Park - 20 June 2010
 (contd.)

Lap 16			Lap 17			Lap 18			Lap 19			Lap 20		
No	Behind	Laptime	No	Behind	Laptime	No	Behind	Laptime	No	Behind	Laptime	No	Behind	Laptime
5		56.006	5		55.546									
3	1 LAP	59.859	3	1 LAP	59.525									
68	2 LAPS	1:04.362	47	12.953	56.342									
47	12.157	55.884	68	2 LAPS	1:04.038									
15	2 LAPS	58.536	15	2 LAPS	58.342									
85	1 LAP	59.100	85	1 LAP	59.249									
13	1 LAP	1:00.364	13	1 LAP	59.575									
90	1 LAP	1:01.376	90	1 LAP	59.595									
6	2 LAPS	1:06.019	61	1 LAP	1:00.137									
61	1 LAP	1:03.730	48	29.743	58.195									
48	27.094	57.656	6	2 LAPS	1:03.648									
65	3 LAPS	1:10.554	65	3 LAPS	1:09.420									
93	1 LAP	1:02.089	30	42.432	57.392									
30	40.586	56.832	33	44.141	57.589									
33	42.098	57.185	66	45.144	57.475									
66	43.215	56.974	93	1 LAP	1:05.725									
71	44.236	57.160	71	46.245	57.555									

Weather/Track: Sun / Dry

Mallory Park
 Circuit Length = 1.3500 miles.
 Start: 14:29 End: 14:45

HSCC Historic Road Sports supported by Zircotec
GRID FOR RACE 12 - Mallory Park - 20 June 2010 - AMENDED

ROW 7	72 GATHERCOLE	91 OWEN
ROW 6	6 KENNEDY	65 MORRISON
ROW 5	61 SIZZEY	93 EVANS
ROW 4	13 FORWARD	90 WINTER
ROW 3	71 COFFEY	85 SMITH
ROW 2	30 HALSTEAD	33 COWAN
ROW 1	47 HARPER	48 ASHDOWN
	POLE	
		

Cars withdrawn - 5, 66, 3, 15, 87, 44, 68. Car 91 starts back of grid.
 Weather/Track: Sun / Dry

Mallory Park
 Circuit Length = 1.3500 miles.
 Start: 14:29 End: 14:45

Clerk of the Course:		Timekeeper:
----------------------	--	-------------

HSCC Grandstand Motor Sports Historic FF Championship in Association with Avon Tyre

RACE 7 - CLASSIFICATION - Mallory Park - 20 June 2010

POS	NO	CL	DRIVER	NAT	CAR	TIME	LAPS	GAP	MPH	BEST
1	64		Darren BURKE		Macon MR8	12:41.806	15		95.69	50.071
2	62		Ian ASHLEY		Lola T200	12:50.689	15	8.883	94.59	50.670
3	88		Derek RODGERS		Merlyn MK11A	12:56.515	15	14.709	93.88	50.828
4	18		Stuart DIX		Cooper Chinook	12:56.886	15	15.080	93.83	50.894
5	16		Simon TOYNE		Lola T200	13:00.916	15	19.110	93.35	51.316
6	57		David WILD		Lola T200	13:01.815	15	20.009	93.24	51.244
7	8		Andrew MANSELL		Merlyn Mk11A	13:05.288	15	23.482	92.83	51.373
8	33		Andrew WILLIS		Lola T200	13:07.157	15	25.351	92.61	51.347
9	32		Pertti KIIVERI		Kvantti MK1	13:13.222	15	31.416	91.90	51.515
10	44		John BLADON		Merlyn Mk11A	13:16.380	15	34.574	91.53	52.045
11	54		Alex MEEK		Merlyn Mk20A	13:16.875	15	35.069	91.48	51.931
12	27		Dick DIXON		Lotus 61	13:17.526	15	35.720	91.40	52.045
13	49		John OWEN		Alexis MK14	13:17.745	15	35.939	91.38	51.830
14	92	N	Alistair LITTLEWOOD		Merlyn Mk20A	13:33.857	15	52.051	89.57	52.659
15	99	N	Austin MACKIE		Macon MR8	12:44.090	14	1 LAP	89.04	53.303
16	28		Michael WALES		Merlyn Mk20	12:52.001	14	1 LAP	88.13	53.017
17	46		Mike BROMLEY		Merlyn Mk11A	12:53.644	14	1 LAP	87.94	53.093
18	53		Andrew GOORD		Merlyn Mk20A	13:06.540	14	1 LAP	86.50	54.654
19	97	N	Philip WALKER		Crossle 16F	13:11.381	14	1 LAP	85.97	54.455
20	20		Nick TART		March 708	13:21.990	14	1 LAP	84.83	55.606

FASTEST LAP

64		Darren BURKE	Macon MR8	50.071	11	97.06mph	156.20kph
92	N	Alistair LITTLEWOOD	Merlyn Mk20A	52.659	14	92.29mph	148.52kph

Weather/Track: Sun / Dry

Mallory Park
Circuit Length = 1.3500 miles.
Start: 15:14 End: 15:26

Clerk of the Course:	Timekeeper:
----------------------	-------------

**HSCC Grandstand Motor Sports Historic FF Championship in Association with Avon Tyre
RACE 7 - LAP ANALYSIS - Mallory Park - 20 June 2010**

8	Andrew MANSELL	Merlyn Mk11A			
1 -	59.947	6 -	52.585	11 -	51.766
2 -	51.738	7 -	51.510	12 -	51.779
3 -	52.389	8 -	51.804	13 -	51.799
4 -	51.745	9 -	51.591	14 -	51.995
5 -	51.373	10 -	51.564	15 -	51.703
16	Simon TOYNE	Lola T200			
1 -	59.585	6 -	51.538	11 -	51.396
2 -	51.541	7 -	51.477	12 -	51.316
3 -	51.362	8 -	51.383	13 -	51.790
4 -	51.545	9 -	51.422	14 -	52.195
5 -	51.360	10 -	51.352	15 -	51.654
18	Stuart DIX	Cooper Chinook			
1 -	57.858	6 -	51.780	11 -	51.110
2 -	51.534	7 -	52.455	12 -	50.894
3 -	51.313	8 -	51.095	13 -	51.204
4 -	51.204	9 -	51.134	14 -	51.266
5 -	51.302	10 -	51.224	15 -	51.513
20	Nick TART	March 708			
1 -	1:07.787	6 -	56.442	11 -	56.504
2 -	56.383	7 -	56.488	12 -	56.145
3 -	55.606	8 -	57.219	13 -	56.983
4 -	56.123	9 -	55.702	14 -	56.224
5 -	58.065	10 -	56.319		
27	Dick DIXON	Lotus 61			
1 -	1:01.931	6 -	52.174	11 -	53.047
2 -	52.893	7 -	52.262	12 -	52.600
3 -	52.766	8 -	52.045	13 -	53.010
4 -	52.577	9 -	52.429	14 -	52.391
5 -	52.172	10 -	52.214	15 -	53.015
28	Michael WALES	Merlyn Mk20			
1 -	1:06.223	6 -	54.721	11 -	53.212
2 -	55.212	7 -	54.861	12 -	53.499
3 -	55.000	8 -	54.727	13 -	53.553
4 -	55.230	9 -	54.033	14 -	54.021
5 -	54.692	10 -	53.017		

Weather/Track: Sun / Dry

www.mstworld.com

Page 1 of 4

Mallory Park
Circuit Length = 1.3500 miles.
Start: 15:14 End: 15:26

Printed - 15:29 Sunday, 20 June 2010

HSCC Grandstand Motor Sports Historic FF Championship in Association with Avon Tyre

RACE 7 - LAP ANALYSIS - Mallory Park - 20 June 2010

(contd.)

32	Pertti KIIVERI			Kvantti MK1
1 -	1:01.506	6 -	51.515	11 - 54.884
2 -	52.227	7 -	51.727	12 - 52.333
3 -	51.990	8 -	51.537	13 - 52.859
4 -	51.845	9 -	51.675	14 - 52.355
5 -	51.669	10 -	52.968	15 - 52.132
33	Andrew WILLIS			Lola T200
1 -	1:00.229	6 -	51.347	11 - 51.887
2 -	51.709	7 -	51.754	12 - 51.848
3 -	52.478	8 -	51.751	13 - 51.733
4 -	51.763	9 -	52.442	14 - 52.249
5 -	51.607	10 -	51.444	15 - 52.916
44	John BLADON			Merlyn Mk11A
1 -	1:01.217	6 -	52.416	11 - 52.967
2 -	53.450	7 -	52.333	12 - 52.148
3 -	52.401	8 -	52.163	13 - 52.955
4 -	52.332	9 -	52.341	14 - 53.254
5 -	52.112	10 -	52.045	15 - 52.246
46	Mike BROMLEY			Merlyn Mk11A
1 -	1:08.644	6 -	53.911	11 - 54.485
2 -	55.614	7 -	55.276	12 - 53.979
3 -	54.876	8 -	53.683	13 - 53.215
4 -	54.990	9 -	54.014	14 - 54.366
5 -	53.498	10 -	53.093	
49	John OWEN			Alexis MK14
1 -	1:02.206	6 -	52.157	11 - 52.667
2 -	53.033	7 -	52.570	12 - 52.344
3 -	53.040	8 -	51.942	13 - 52.782
4 -	52.565	9 -	52.519	14 - 52.531
5 -	51.830	10 -	52.853	15 - 52.706
53	Andrew GOORD			Merlyn Mk20A
1 -	1:05.856	6 -	55.054	11 - 55.583
2 -	54.889	7 -	55.002	12 - 57.304
3 -	55.383	8 -	54.654	13 - 55.604
4 -	56.135	9 -	55.168	14 - 55.465
5 -	55.070	10 -	55.373	

Weather/Track: Sun / Dry

www.mstworld.com

Page 2 of 4

Mallory Park
Circuit Length = 1.3500 miles.
Start: 15:14 End: 15:26

Printed - 15:29 Sunday, 20 June 2010

HSCC Grandstand Motor Sports Historic FF Championship in Association with Avon Tyre

RACE 7 - LAP ANALYSIS - Mallory Park - 20 June 2010

(contd.)

54	Alex MEEK			Merlyn Mk20A
1 -	1:00.715	6 -	52.157	11 - 53.581
2 -	51.931	7 -	52.235	12 - 52.743
3 -	53.338	8 -	52.424	13 - 52.762
4 -	52.172	9 -	52.593	14 - 52.644
5 -	52.329	10 -	52.661	15 - 52.590
57	David WILD			Lola T200
1 -	58.862	6 -	51.497	11 - 52.206
2 -	52.061	7 -	51.501	12 - 51.519
3 -	51.478	8 -	51.244	13 - 51.814
4 -	51.372	9 -	51.442	14 - 51.740
5 -	52.112	10 -	51.265	15 - 51.702
62	Ian ASHLEY			Lola T200
1 -	56.662	6 -	50.881	11 - 50.960
2 -	50.909	7 -	51.268	12 - 51.156
3 -	50.670	8 -	51.017	13 - 51.012
4 -	50.842	9 -	50.962	14 - 51.321
5 -	50.898	10 -	50.766	15 - 51.365
64	Darren BURKE			Macon MR8
1 -	55.563	6 -	50.314	11 - 50.071
2 -	50.439	7 -	50.283	12 - 51.212
3 -	50.343	8 -	50.183	13 - 50.702
4 -	50.378	9 -	50.888	14 - 50.229
5 -	50.591	10 -	50.465	15 - 50.145
88	Derek RODGERS			Merlyn MK11A
1 -	57.697	6 -	52.268	11 - 51.242
2 -	51.335	7 -	51.944	12 - 50.828
3 -	51.460	8 -	51.077	13 - 51.162
4 -	51.272	9 -	51.145	14 - 51.426
5 -	51.259	10 -	51.053	15 - 51.347
92	Alistair LITTLEWOOD			Merlyn Mk20A
1 -	1:04.104	6 -	53.485	11 - 53.230
2 -	53.840	7 -	54.153	12 - 53.014
3 -	53.498	8 -	53.259	13 - 52.755
4 -	54.003	9 -	53.948	14 - 52.659
5 -	55.004	10 -	53.671	15 - 53.234

Weather/Track: Sun / Dry

www.mstworld.com

Page 3 of 4

Mallory Park
Circuit Length = 1.3500 miles.
Start: 15:14 End: 15:26

Printed - 15:29 Sunday, 20 June 2010

HSCC Grandstand Motor Sports Historic FF Championship in Association with Avon Tyre
RACE 7 - LAP ANALYSIS - Mallory Park - 20 June 2010
 (contd.)

97	Philip WALKER	Crossle 16F					
1 -	1:07.898	6 -	54.864	11 -	54.965		
2 -	55.639	7 -	55.643	12 -	57.039		
3 -	55.511	8 -	55.361	13 -	56.108		
4 -	55.864	9 -	55.975	14 -	55.992		
5 -	54.455	10 -	56.067				
99	Austin MACKIE	Macon MR8					
1 -	1:04.961	6 -	53.744	11 -	54.613		
2 -	53.631	7 -	53.692	12 -	53.498		
3 -	53.505	8 -	53.751	13 -	53.303		
4 -	53.426	9 -	53.716	14 -	53.790		
5 -	54.171	10 -	54.289				

**HSCC Grandstand Motor Sports Historic FF Championship in Association with Avon Tyre
RACE 7 - LAP CHART - Mallory Park - 20 June 2010**

Lap 1			Lap 2			Lap 3			Lap 4			Lap 5		
No	Behind	Laptime	No	Behind	Laptime	No	Behind	Laptime	No	Behind	Laptime	No	Behind	Laptime
64		55.563	64		50.439	64		50.343	64		50.378	64		50.591
62	1.099	56.662	62	1.569	50.909	62	1.896	50.670	62	2.360	50.842	62	2.667	50.898
88	2.134	57.697	88	3.030	51.335	88	4.147	51.460	88	5.041	51.272	88	5.709	51.259
18	2.295	57.858	18	3.390	51.534	18	4.360	51.313	18	5.186	51.204	18	5.897	51.302
57	3.299	58.862	57	4.921	52.061	57	6.056	51.478	57	7.050	51.372	16	8.079	51.360
16	4.022	59.585	16	5.124	51.541	16	6.143	51.362	16	7.310	51.545	57	8.571	52.112
8	4.384	59.947	8	5.683	51.738	8	7.729	52.389	8	9.096	51.745	8	9.878	51.373
33	4.666	1:00.229	33	5.936	51.709	33	8.071	52.478	33	9.456	51.763	33	10.472	51.607
54	5.152	1:00.715	54	6.644	51.931	32	9.378	51.990	32	10.845	51.845	32	11.923	51.669
44	5.654	1:01.217	32	7.731	52.227	54	9.639	53.338	54	11.433	52.172	54	13.171	52.329
32	5.943	1:01.506	44	8.665	53.450	44	10.723	52.401	44	12.677	52.332	44	14.198	52.112
27	6.368	1:01.931	27	8.822	52.893	27	11.245	52.766	27	13.444	52.577	27	15.025	52.172
49	6.643	1:02.206	49	9.237	53.033	49	11.934	53.040	49	14.121	52.565	49	15.360	51.830
92	8.541	1:04.104	92	11.942	53.840	92	15.097	53.498	92	18.722	54.003	99	22.380	54.171
99	9.398	1:04.961	99	12.590	53.631	99	15.752	53.505	99	18.800	53.426	92	23.135	55.004
53	10.293	1:05.856	53	14.743	54.889	53	19.783	55.383	28	24.942	55.230	28	29.043	54.692
28	10.660	1:06.223	28	15.433	55.212	28	20.090	55.000	53	25.540	56.135	53	30.019	55.070
20	12.224	1:07.787	97	17.535	55.639	97	22.703	55.511	46	27.401	54.990	46	30.308	53.498
97	12.335	1:07.898	20	18.168	56.383	46	22.789	54.876	97	28.189	55.864	97	32.053	54.455
46	13.081	1:08.644	46	18.256	55.614	20	23.431	55.606	20	29.176	56.123	20	36.650	58.065

Weather/Track: Sun / Dry

www.mstworld.com

Mallory Park
Circuit Length = 1.3500 miles.
Start: 15:14 End: 15:26

HSCC Grandstand Motor Sports Historic FF Championship in Association with Avon Tyre

RACE 7 - LAP CHART - Mallory Park - 20 June 2010

(contd.)

Lap 6			Lap 7			Lap 8			Lap 9			Lap 10		
No	Behind	Laptime	No	Behind	Laptime	No	Behind	Laptime	No	Behind	Laptime	No	Behind	Laptime
64		50.314	64		50.283	64		50.183	64		50.888	64		50.465
62	3.234	50.881	62	4.219	51.268	62	5.053	51.017	62	5.127	50.962	97	1 LAP	55.975
18	7.363	51.780	88	9.324	51.944	88	10.218	51.077	20	1 LAP	57.219	62	5.428	50.766
88	7.663	52.268	18	9.535	52.455	18	10.447	51.095	88	10.475	51.145	20	1 LAP	55.702
16	9.303	51.538	16	10.497	51.477	16	11.697	51.383	18	10.693	51.134	88	11.063	51.053
57	9.754	51.497	57	10.972	51.501	57	12.033	51.244	16	12.231	51.422	18	11.452	51.224
33	11.505	51.347	33	12.976	51.754	33	14.544	51.751	57	12.587	51.442	16	13.118	51.352
8	12.149	52.585	8	13.376	51.510	8	14.997	51.804	8	15.700	51.591	57	13.387	51.265
32	13.124	51.515	32	14.568	51.727	32	15.922	51.537	33	16.098	52.442	8	16.799	51.564
54	15.014	52.157	54	16.966	52.235	54	19.207	52.424	32	16.709	51.675	33	17.077	51.444
44	16.300	52.416	44	18.350	52.333	44	20.330	52.163	54	20.912	52.593	32	19.212	52.968
27	16.885	52.174	27	18.864	52.262	27	20.726	52.045	44	21.783	52.341	54	23.108	52.661
49	17.203	52.157	49	19.490	52.570	49	21.249	51.942	27	22.267	52.429	44	23.363	52.045
99	25.810	53.744	99	29.219	53.692	99	32.787	53.751	49	22.880	52.519	27	24.016	52.214
92	26.306	53.485	92	30.176	54.153	92	33.252	53.259	99	35.615	53.716	49	25.268	52.853
28	33.450	54.721	28	38.028	54.861	46	42.398	53.683	92	36.312	53.948	99	39.439	54.289
46	33.905	53.911	46	38.898	55.276	28	42.572	54.727	46	45.524	54.014	92	39.518	53.671
53	34.759	55.054	53	39.478	55.002	53	43.949	54.654	28	45.717	54.033	46	48.152	53.093
97	36.603	54.864	97	41.963	55.643	97	47.141	55.361	53	48.229	55.168	28	48.269	53.017
20	42.778	56.442	20	48.983	56.488									

Weather/Track: Sun / Dry

www.mstworld.com

Page 2 of 3

Mallory Park
Circuit Length = 1.3500 miles.
Start: 15:14 End: 15:26

Printed - 15:28 Sunday, 20 June 2010

HSCC Grandstand Motor Sports Historic FF Championship in Association with Avon Tyre

RACE 7 - LAP CHART - Mallory Park - 20 June 2010

(contd.)

Lap 11			Lap 12			Lap 13			Lap 14			Lap 15		
No	Behind	Laptime	No	Behind	Laptime	No	Behind	Laptime	No	Behind	Laptime	No	Behind	Laptime
64		50.071	64		51.212	64		50.702	64		50.229	64		50.145
53	1 LAP	55.373	28	1 LAP	53.212	28	1 LAP	53.499	28	1 LAP	53.553	99	1 LAP	53.790
62	6.317	50.960	46	1 LAP	54.485	46	1 LAP	53.979	46	1 LAP	53.215	62	8.883	51.365
97	1 LAP	56.067	62	6.261	51.156	62	6.571	51.012	62	7.663	51.321	28	1 LAP	54.021
88	12.234	51.242	53	1 LAP	55.583	88	12.310	51.162	88	13.507	51.426	46	1 LAP	54.366
18	12.491	51.110	97	1 LAP	54.965	18	12.675	51.204	18	13.712	51.266	88	14.709	51.347
16	14.443	51.396	88	11.850	50.828	53	1 LAP	57.304	16	17.601	52.195	18	15.080	51.513
57	15.522	52.206	18	12.173	50.894	16	15.635	51.790	57	18.452	51.740	16	19.110	51.654
20	1 LAP	56.319	16	14.547	51.316	57	16.941	51.814	53	1 LAP	55.604	57	20.009	51.702
8	18.494	51.766	57	15.829	51.519	97	1 LAP	57.039	8	21.924	51.995	8	23.482	51.703
33	18.893	51.887	8	19.061	51.779	8	20.158	51.799	33	22.580	52.249	53	1 LAP	55.465
32	24.025	54.884	33	19.529	51.848	33	20.560	51.733	97	1 LAP	56.108	33	25.351	52.916
44	26.259	52.967	20	1 LAP	56.504	32	27.303	52.859	32	29.429	52.355	97	1 LAP	55.992
54	26.618	53.581	32	25.146	52.333	20	1 LAP	56.145	44	32.473	53.254	32	31.416	52.132
27	26.992	53.047	44	27.195	52.148	44	29.448	52.955	54	32.624	52.644	44	34.574	52.246
49	27.864	52.667	54	28.149	52.743	54	30.209	52.762	27	32.850	52.391	54	35.069	52.590
92	42.677	53.230	27	28.380	52.600	27	30.688	53.010	49	33.378	52.531	27	35.720	53.015
99	43.981	54.613	49	28.996	52.344	49	31.076	52.782	20	1 LAP	56.983	49	35.939	52.706
			92	44.479	53.014	92	46.532	52.755	92	48.962	52.659	20	1 LAP	56.224
			99	46.267	53.498	99	48.868	53.303				92	52.051	53.234

Weather/Track: Sun / Dry

www.mstworld.com

Page 3 of 3

Mallory Park
Circuit Length = 1.3500 miles.
Start: 15:14 End: 15:26

Printed - 15:28 Sunday, 20 June 2010

HSCC 70s Road Sports Championship

RACE 8 - CLASSIFICATION - Mallory Park - 20 June 2010

POS	NO	CL	DRIVER	NAT	CAR	TIME	LAPS	GAP	MPH	BEST
1	44	C	Alan HARPER		Lotus Elan	15:03.645	16		86.05	55.323
2	1	B	Julian BARTER		TVR 3000M	15:06.240	16	2.595	85.80	55.881
3	54	INV	Ian DANIELS		Reliant Sabre Six	15:06.921	16	3.276	85.74	55.845
4	65	C	Steve COOKE		Lotus 7 S4	15:07.677	16	4.032	85.66	55.547
5	98	D2	Bob TROTTER		Jensen Healey	15:46.896	16	43.251	82.12	57.656
6	26	B	Paul STAFFORD		Datsun 240Z	15:49.217	16	45.572	81.92	57.986
7	12	B	Ashley ST.JOHN-HART		Triumph Stag	15:21.754	15	1 LAP	79.08	1:00.021
8	21	B	Edwin DRIVER		Triumph TR6	15:36.307	15	1 LAP	77.85	1:00.447
9	8	B	Clive FOSKETT		Datsun 240z	15:36.433	15	1 LAP	77.84	1:00.018
10	82	D1	Alex CHILDS		Lancia Fulvia Blue	15:38.661	15	1 LAP	77.66	1:00.808
11	81	D2	John DOBSON		Alfa Romeo 2000GTV	15:48.042	15	1 LAP	76.89	1:01.469
12	76	D2	David ERWIN		Alfa Romeo 2000 GTV	15:49.184	15	1 LAP	76.80	1:01.059
13	4	D1	Ken RORRISON		Lancia Fulvia	15:50.614	15	1 LAP	76.68	1:01.160

NOT CLASSIFIED

86	B	Christina TOTTY		TVR 3000M	7:58.415	8	D.N.F.	81.26	57.773
50	D2	Jeremy STAFFORD		Triumph GT6	5:20.781	5	D.N.F.	75.75	1:00.515
31	B	Mark BENNETT		Renault Alpine A310	4:11.868	4	D.N.F.	77.18	58.235
42	C	Bill BRAITHWAITE		Lotus Elan	3:04.813	3	D.N.F.	78.89	58.331
68	D2	Jon WAGSTAFF		Alfa Romeo 2000 GTV	1:12.968	1	D.N.F.	66.60	1:12.968

FASTEST LAP

44	C	Alan HARPER		Lotus Elan	55.323	5	87.84mph	141.37kph
54	INV	Ian DANIELS		Reliant Sabre Six	55.845	8	87.02mph	140.05kph
1	B	Julian BARTER		TVR 3000M	55.881	4	86.97mph	139.96kph
98	D2	Bob TROTTER		Jensen Healey	57.656	4	84.29mph	135.65kph
82	D1	Alex CHILDS		Lancia Fulvia Blue	1:00.808	13	79.92mph	128.62kph

Weather/Track: Sun / Dry

Mallory Park
Circuit Length = 1.3500 miles.
Start: 15:35 End: 15:50

Clerk of the Course:

Timekeeper:

HSCC 70s Road Sports Championship

RACE 8 - LAP ANALYSIS - Mallory Park - 20 June 2010

1	Julian BARTER	TVR 3000M		
1 -	1:01.602	6 - 56.367	11 - 56.863	16 - 56.337
2 -	56.002	7 - 56.824	12 - 56.076	
3 -	55.996	8 - 56.509	13 - 56.392	
4 -	55.881	9 - 56.443	14 - 56.110	
5 -	55.980	10 - 56.309	15 - 56.549	
4	Ken RORRISON	Lancia Fulvia		
1 -	1:12.566	6 - 1:02.571	11 - 1:02.024	
2 -	1:01.160	7 - 1:03.293	12 - 1:03.523	
3 -	1:01.317	8 - 1:03.626	13 - 1:03.215	
4 -	1:02.078	9 - 1:03.930	14 - 1:02.491	
5 -	1:03.542	10 - 1:01.972	15 - 1:03.306	
8	Clive FOSKETT	Datsun 240z		
1 -	1:14.126	6 - 1:01.828	11 - 1:04.143	
2 -	1:01.850	7 - 1:00.906	12 - 1:01.526	
3 -	1:01.551	8 - 1:00.164	13 - 1:00.341	
4 -	1:01.839	9 - 1:01.385	14 - 1:00.588	
5 -	1:02.103	10 - 1:04.065	15 - 1:00.018	
12	Ashley ST.JOHN-HART	Triumph Stag		
1 -	1:10.955	6 - 1:01.222	11 - 1:01.916	
2 -	1:00.066	7 - 1:00.585	12 - 1:03.836	
3 -	1:00.147	8 - 1:00.561	13 - 1:00.371	
4 -	1:00.021	9 - 1:00.652	14 - 1:00.131	
5 -	1:00.160	10 - 1:00.737	15 - 1:00.394	
21	Edwin DRIVER	Triumph TR6		
1 -	1:16.211	6 - 1:01.348	11 - 1:01.127	
2 -	1:03.543	7 - 1:00.548	12 - 1:01.102	
3 -	1:02.054	8 - 1:00.447	13 - 1:00.735	
4 -	1:01.773	9 - 1:02.718	14 - 1:00.910	
5 -	1:01.421	10 - 1:01.175	15 - 1:01.195	
26	Paul STAFFORD	Datsun 240Z		
1 -	1:09.566	6 - 58.610	11 - 58.598	16 - 59.591
2 -	58.371	7 - 58.582	12 - 57.986	
3 -	58.359	8 - 58.289	13 - 58.470	
4 -	59.475	9 - 58.383	14 - 58.742	
5 -	58.517	10 - 58.613	15 - 59.065	

Weather/Track: Sun / Dry

www.mstworld.com

Page 1 of 3

Mallory Park
Circuit Length = 1.3500 miles.
Start: 15:35 End: 15:50

Printed - 15:52 Sunday, 20 June 2010

HSCC 70s Road Sports Championship
RACE 8 - LAP ANALYSIS - Mallory Park - 20 June 2010
 (contd.)

31	Mark BENNETT	Renault Alpine A310			
1 - 1:08.704					
2 - 58.235					
3 - 58.440					
4 - 1:06.489					
42	Bill BRAITHWAITE	Lotus Elan			
1 - 1:08.115					
2 - 58.331					
3 - 58.367					
44	Alan HARPER	Lotus Elan			
1 - 1:03.658 6 - 55.905 11 - 56.100 16 - 56.268					
2 - 55.595 7 - 57.065 12 - 56.216					
3 - 55.956 8 - 55.611 13 - 56.057					
4 - 55.523 9 - 56.151 14 - 56.292					
5 - 55.323 10 - 56.043 15 - 55.882					
50	Jeremy STAFFORD	Triumph GT6			
1 - 1:11.772					
2 - 1:00.515					
3 - 1:01.517					
4 - 1:02.507					
5 - 1:04.470					
54	Ian DANIELS	Reliant Sabre Six			
1 - 1:03.132 6 - 56.139 11 - 56.233 16 - 56.411					
2 - 55.941 7 - 55.918 12 - 56.052					
3 - 56.543 8 - 55.845 13 - 56.137					
4 - 56.423 9 - 56.040 14 - 56.192					
5 - 55.959 10 - 57.470 15 - 56.486					
65	Steve COOKE	Lotus 7 S4			
1 - 1:04.562 6 - 56.013 11 - 56.101 16 - 56.973					
2 - 55.547 7 - 56.028 12 - 56.041					
3 - 55.690 8 - 55.694 13 - 56.222					
4 - 56.520 9 - 56.129 14 - 56.341					
5 - 56.129 10 - 57.360 15 - 56.327					

HSCC 70s Road Sports Championship
RACE 8 - LAP ANALYSIS - Mallory Park - 20 June 2010
 (contd.)

68	Jon WAGSTAFF	Alfa Romeo 2000 GTV			
1 - 1:12.968					
76	David ERWIN	Alfa Romeo 2000 GTV			
1 - 1:15.876 6 - 1:01.964 11 - 1:01.059					
2 - 1:03.439 7 - 1:01.554 12 - 1:02.346					
3 - 1:02.253 8 - 1:02.962 13 - 1:02.208					
4 - 1:03.388 9 - 1:02.900 14 - 1:01.657					
5 - 1:01.097 10 - 1:03.386 15 - 1:03.095					
81	John DOBSON	Alfa Romeo 2000GTV			
1 - 1:13.641 6 - 1:02.782 11 - 1:01.469					
2 - 1:04.238 7 - 1:01.869 12 - 1:02.087					
3 - 1:02.217 8 - 1:02.193 13 - 1:02.172					
4 - 1:02.107 9 - 1:03.386 14 - 1:02.518					
5 - 1:01.903 10 - 1:02.746 15 - 1:02.714					
82	Alex CHILDS	Lancia Fulvia Blue			
1 - 1:13.283 6 - 1:01.609 11 - 1:02.377					
2 - 1:01.312 7 - 1:01.725 12 - 1:00.884					
3 - 1:00.992 8 - 1:01.492 13 - 1:00.808					
4 - 1:01.848 9 - 1:02.717 14 - 1:01.490					
5 - 1:01.897 10 - 1:04.199 15 - 1:02.028					
86	Christina TOTTY	TVR 3000M			
1 - 1:06.545 6 - 59.293					
2 - 58.539 7 - 59.440					
3 - 59.237 8 - 59.112					
4 - 58.476					
5 - 57.773					
98	Bob TROTTER	Jensen Healey			
1 - 1:07.745 6 - 57.813 11 - 59.048 16 - 58.605					
2 - 58.029 7 - 59.005 12 - 59.429					
3 - 58.214 8 - 59.466 13 - 58.800					
4 - 57.656 9 - 59.199 14 - 58.382					
5 - 57.856 10 - 58.952 15 - 58.697					

Weather/Track: Sun / Dry

www.mstworld.com

Page 3 of 3

Mallory Park
 Circuit Length = 1.3500 miles.
 Start: 15:35 End: 15:50
 Printed - 15:52 Sunday, 20 June 2010

HSCC 70s Road Sports Championship

RACE 8 - LAP CHART - Mallory Park - 20 June 2010

Lap 1			Lap 2			Lap 3			Lap 4			Lap 5		
No	Behind	Laptime	No	Behind	Laptime	No	Behind	Laptime	No	Behind	Laptime	No	Behind	Laptime
1		1:01.602	1		56.002	1		55.996	1		55.881	1		55.980
54	1.530	1:03.132	54	1.469	55.941	44	1.609	55.956	44	1.251	55.523	44	0.594	55.323
44	2.056	1:03.658	44	1.649	55.595	54	2.016	56.543	54	2.558	56.423	54	2.537	55.959
65	2.960	1:04.562	65	2.505	55.547	65	2.199	55.690	65	2.838	56.520	65	2.987	56.129
86	4.943	1:06.545	86	7.480	58.539	98	10.388	58.214	98	12.163	57.656	98	14.039	57.856
98	6.143	1:07.745	98	8.170	58.029	86	10.721	59.237	86	13.316	58.476	86	15.109	57.773
42	6.513	1:08.115	42	8.842	58.331	42	11.213	58.367	26	16.290	59.475	26	18.827	58.517
31	7.102	1:08.704	31	9.335	58.235	31	11.779	58.440	12	21.708	1:00.021	12	25.888	1:00.160
26	7.964	1:09.566	26	10.333	58.371	26	12.696	58.359	31	22.387	1:06.489	82	33.871	1:01.897
12	9.353	1:10.955	12	13.417	1:00.066	12	17.568	1:00.147	50	26.830	1:02.507	4	35.202	1:03.542
50	10.170	1:11.772	50	14.683	1:00.515	50	20.204	1:01.517	4	27.640	1:02.078	50	35.320	1:04.470
4	10.964	1:12.566	4	16.122	1:01.160	4	21.443	1:01.317	82	27.954	1:01.848	8	36.008	1:02.103
68	11.366	1:12.968	82	16.991	1:01.312	82	21.987	1:00.992	8	29.885	1:01.839	81	38.645	1:01.903
82	11.681	1:13.283	8	18.372	1:01.850	8	23.927	1:01.551	81	32.722	1:02.107	21	39.541	1:01.421
81	12.039	1:13.641	81	20.275	1:04.238	81	26.496	1:02.217	21	34.100	1:01.773	76	40.592	1:01.097
8	12.524	1:14.126	76	21.711	1:03.439	76	27.968	1:02.253	76	35.475	1:03.388			
76	14.274	1:15.876	21	22.150	1:03.543	21	28.208	1:02.054						
21	14.609	1:16.211												

Weather/Track: Sun / Dry

www.mstworld.com

Page 1 of 4

Mallory Park
Circuit Length = 1.3500 miles.
Start: 15:35 End: 15:50

Printed - 15:52 Sunday, 20 June 2010

HSCC 70s Road Sports Championship
RACE 8 - LAP CHART - Mallory Park - 20 June 2010
 (contd.)

Lap 6			Lap 7			Lap 8			Lap 9			Lap 10		
No	Behind	Laptime	No	Behind	Laptime	No	Behind	Laptime	No	Behind	Laptime	No	Behind	Laptime
1		56.367	1		56.824	44		55.611	44		56.151	44		56.043
44	0.132	55.905	44	0.373	57.065	1	0.525	56.509	81	1 LAP	1:02.193	82	1 LAP	1:02.717
54	2.309	56.139	54	1.403	55.918	54	1.264	55.845	1	0.817	56.443	1	1.083	56.309
65	2.633	56.013	65	1.837	56.028	65	1.547	55.694	54	1.153	56.040	54	2.580	57.470
98	15.485	57.813	98	17.666	59.005	98	21.148	59.466	65	1.525	56.129	65	2.842	57.360
86	18.035	59.293	86	20.651	59.440	86	23.779	59.112	76	1 LAP	1:02.962	21	1 LAP	1:02.718
26	21.070	58.610	26	22.828	58.582	26	25.133	58.289	98	24.196	59.199	4	1 LAP	1:03.930
12	30.743	1:01.222	12	34.504	1:00.585	12	39.081	1:00.561	26	27.365	58.383	81	1 LAP	1:03.386
82	39.113	1:01.609	82	44.014	1:01.725	82	49.522	1:01.492	12	43.582	1:00.652	76	1 LAP	1:02.900
4	41.406	1:02.571	8	45.551	1:00.906	8	49.731	1:00.164	8	54.965	1:01.385	98	27.105	58.952
8	41.469	1:01.828	4	47.875	1:03.293	21	52.709	1:00.447				26	29.935	58.613
21	44.522	1:01.348	21	48.246	1:00.548	4	55.517	1:03.626				12	48.276	1:00.737
81	45.060	1:02.782	81	50.105	1:01.869									
76	46.189	1:01.964	76	50.919	1:01.554									

Weather/Track: Sun / Dry

www.mstworld.com

Mallory Park
 Circuit Length = 1.3500 miles.
 Start: 15:35 End: 15:50

HSCC 70s Road Sports Championship
RACE 8 - LAP CHART - Mallory Park - 20 June 2010
 (contd.)

Lap 11			Lap 12			Lap 13			Lap 14			Lap 15		
No	Behind	Laptime	No	Behind	Laptime	No	Behind	Laptime	No	Behind	Laptime	No	Behind	Laptime
44		56.100	44		56.216	44		56.057	44		56.292	44		55.882
1	1.846	56.863	1	1.706	56.076	1	2.041	56.392	1	1.859	56.110	1	2.526	56.549
54	2.713	56.233	54	2.549	56.052	54	2.629	56.137	54	2.529	56.192	54	3.133	56.486
65	2.843	56.101	65	2.668	56.041	65	2.833	56.222	65	2.882	56.341	65	3.327	56.327
8	1 LAP	1:04.065	21	1 LAP	1:01.127	12	1 LAP	1:03.836	12	1 LAP	1:00.371	12	1 LAP	1:00.131
82	1 LAP	1:04.199	82	1 LAP	1:02.377	21	1 LAP	1:01.102	21	1 LAP	1:00.735	21	1 LAP	1:00.910
21	1 LAP	1:01.175	8	1 LAP	1:04.143	82	1 LAP	1:00.884	82	1 LAP	1:00.808	8	1 LAP	1:00.588
4	1 LAP	1:01.972	4	1 LAP	1:02.024	8	1 LAP	1:01.526	8	1 LAP	1:00.341	82	1 LAP	1:01.490
81	1 LAP	1:02.746	81	1 LAP	1:01.469	81	1 LAP	1:02.087	81	1 LAP	1:02.172	81	1 LAP	1:02.518
76	1 LAP	1:03.386	76	1 LAP	1:01.059	4	1 LAP	1:03.523	76	1 LAP	1:02.208	76	1 LAP	1:01.657
98	30.053	59.048	98	33.266	59.429	76	1 LAP	1:02.346	4	1 LAP	1:03.215	4	1 LAP	1:02.491
26	32.433	58.598	26	34.203	57.986	98	36.009	58.800	98	38.099	58.382	98	40.914	58.697
12	54.092	1:01.916				26	36.616	58.470	26	39.066	58.742	26	42.249	59.065

Weather/Track: Sun / Dry

Mallory Park
 Circuit Length = 1.3500 miles.
 Start: 15:35 End: 15:50

HSCC 70s Road Sports Championship
RACE 8 - LAP CHART - Mallory Park - 20 June 2010
 (contd.)

Lap 16			Lap 17			Lap 18			Lap 19			Lap 20		
No	Behind	Laptime	No	Behind	Laptime	No	Behind	Laptime	No	Behind	Laptime	No	Behind	Laptime
44		56.268												
1	2.595	56.337												
54	3.276	56.411												
65	4.032	56.973												
12	1 LAP	1:00.394												
21	1 LAP	1:01.195												
8	1 LAP	1:00.018												
82	1 LAP	1:02.028												
98	43.251	58.605												
81	1 LAP	1:02.714												
76	1 LAP	1:03.095												
26	45.572	59.591												
4	1 LAP	1:03.306												

Weather/Track: Sun / Dry

HSCC Classic Formula 3 Championship Supported by CSP Insurance
RACE 9 - CLASSIFICATION - Mallory Park - 20 June 2010

POS	NO	CL	DRIVER	NAT	CAR	TIME	LAPS	GAP	MPH	BEST
1	29	INV	Richard EVANS		Chevron B40	15:36.490	20		103.79	43.627
2	32	A	Jamie BRASHAW		March 793	16:17.788	20	41.298	99.40	47.253
3	21	B	Neil BOWMAN		Merlyn Mk21	15:59.393	19	1 LAP	96.24	49.500
4	9	C	Adam ORMANDY		Reynard SF78	16:03.111	19	1 LAP	95.87	49.514
5	10	A	Mark HULME		Toj-Modus M1	16:07.653	18	2 LAPS	90.40	51.110
6	97	B	Richard WALTERS		Mallock Mk11B	16:27.310	17	3 LAPS	83.68	55.699
NOT CLASSIFIED										
19	C	Robert TUSTING		Delta T79	12:37.416	14	D.N.F.	89.83	52.451	
FASTEST LAP										
29	INV	Richard EVANS		Chevron B40	43.627	3	111.39mph	179.27kph		
32	A	Jamie BRASHAW		March 793	47.253	3	102.85mph	165.52kph		
21	B	Neil BOWMAN		Merlyn Mk21	49.500	14	98.18mph	158.00kph		
9	C	Adam ORMANDY		Reynard SF78	49.514	14	98.15mph	157.96kph		

Weather/Track: Sun / Dry

Mallory Park
 Circuit Length = 1.3500 miles.
 Start: 15:57 End: 16:12

Clerk of the Course:		Timekeeper:
----------------------	--	-------------

HSCC Classic Formula 3 Championship Supported by CSP Insurance
RACE 9 - LAP ANALYSIS - Mallory Park - 20 June 2010

9	Adam ORMANDY	Reynard SF78					
1 -	56.648	6 -	50.614	11 -	49.923	16 -	50.553
2 -	50.758	7 -	50.581	12 -	49.695	17 -	51.036
3 -	50.122	8 -	50.544	13 -	49.710	18 -	50.931
4 -	50.494	9 -	51.135	14 -	49.514	19 -	50.048
5 -	50.310	10 -	50.021	15 -	50.474		
10	Mark HULME	Toj-Modus M1					
1 -	1:00.409	6 -	54.129	11 -	51.736	16 -	54.794
2 -	54.230	7 -	53.238	12 -	52.882	17 -	54.327
3 -	53.546	8 -	54.599	13 -	52.328	18 -	52.418
4 -	54.844	9 -	52.290	14 -	52.583		
5 -	55.507	10 -	52.683	15 -	51.110		
19	Robert TUSTING	Delta T79					
1 -	1:05.656	6 -	53.178	11 -	52.736		
2 -	54.873	7 -	53.015	12 -	52.451		
3 -	53.802	8 -	54.383	13 -	52.841		
4 -	53.681	9 -	52.633	14 -	52.602		
5 -	53.102	10 -	52.463				
21	Neil BOWMAN	Merlyn Mk21					
1 -	55.958	6 -	50.281	11 -	50.402	16 -	49.769
2 -	49.870	7 -	50.545	12 -	50.058	17 -	51.447
3 -	49.579	8 -	50.327	13 -	49.811	18 -	50.732
4 -	50.046	9 -	49.990	14 -	49.500	19 -	49.788
5 -	50.220	10 -	50.189	15 -	50.881		
29	Richard EVANS	Chevron B40					
1 -	51.092	6 -	44.523	11 -	46.617	16 -	49.069
2 -	44.100	7 -	43.866	12 -	46.516	17 -	48.814
3 -	43.627	8 -	48.018	13 -	44.259	18 -	49.895
4 -	44.051	9 -	49.425	14 -	47.383	19 -	51.779
5 -	43.789	10 -	48.226	15 -	43.786	20 -	47.655
32	Jamie BRASHAW	March 793					
1 -	53.862	6 -	48.220	11 -	48.443	16 -	48.196
2 -	48.263	7 -	47.694	12 -	50.109	17 -	49.250
3 -	47.253	8 -	47.842	13 -	48.939	18 -	49.377
4 -	47.391	9 -	50.717	14 -	48.558	19 -	49.814
5 -	48.017	10 -	48.083	15 -	48.689	20 -	49.071

Weather/Track: Sun / Dry

www.mstworld.com

Page 1 of 2

Mallory Park
 Circuit Length = 1.3500 miles.
 Start: 15:57 End: 16:12

Printed - 16:15 Sunday, 20 June 2010

HSCC Classic Formula 3 Championship Supported by CSP Insurance
RACE 9 - LAP ANALYSIS - Mallory Park - 20 June 2010
(contd.)

97	Richard WALTERS	Mallock Mk11B					
1 -	1:07.563	6 -	58.382	11 -	57.018	16 -	56.859
2 -	59.633	7 -	58.246	12 -	56.713	17 -	55.699
3 -	58.574	8 -	57.543	13 -	56.309		
4 -	57.810	9 -	57.112	14 -	57.671		
5 -	59.308	10 -	56.784	15 -	56.086		

Weather/Track: Sun / Dry

www.mstworld.com

Page 2 of 2

Mallory Park
Circuit Length = 1.3500 miles.
Start: 15:57 End: 16:12
Printed - 16:15 Sunday, 20 June 2010

HSCC Classic Formula 3 Championship Supported by CSP Insurance
RACE 9 - LAP CHART - Mallory Park - 20 June 2010

Lap 1			Lap 2			Lap 3			Lap 4			Lap 5		
No	Behind	Laptime	No	Behind	Laptime	No	Behind	Laptime	No	Behind	Laptime	No	Behind	Laptime
29		51.092	29		44.100	29		43.627	29		44.051	29		43.789
32	2.770	53.862	32	6.933	48.263	32	10.559	47.253	97	1 LAP	58.574	19	1 LAP	53.681
21	4.866	55.958	21	10.636	49.870	21	16.588	49.579	32	13.899	47.391	97	1 LAP	57.810
9	5.556	56.648	9	12.214	50.758	9	18.709	50.122	21	22.583	50.046	32	18.127	48.017
10	9.317	1:00.409	10	19.447	54.230	10	29.366	53.546	9	25.152	50.494	21	29.014	50.220
19	14.564	1:05.656	19	25.337	54.873	19	35.512	53.802	10	40.159	54.844	9	31.673	50.310
97	16.471	1:07.563	97	32.004	59.633									

Weather/Track: Sun / Dry

www.mstworld.com

Mallory Park
 Circuit Length = 1.3500 miles.
 Start: 15:57 End: 16:12

HSCC Classic Formula 3 Championship Supported by CSP Insurance
RACE 9 - LAP CHART - Mallory Park - 20 June 2010
 (contd.)

Lap 6			Lap 7			Lap 8			Lap 9			Lap 10		
No	Behind	Laptime	No	Behind	Laptime	No	Behind	Laptime	No	Behind	Laptime	No	Behind	Laptime
29		44.523	29		43.866	29		48.018	29		49.425	29		48.226
10	1 LAP	55.507	10	1 LAP	54.129	10	1 LAP	53.238	97	2 LAPS	58.246	9	1 LAP	51.135
19	1 LAP	53.102	19	1 LAP	53.178	19	1 LAP	53.015	32	26.768	50.717	97	2 LAPS	57.543
32	21.824	48.220	32	25.652	47.694	32	25.476	47.842	10	1 LAP	54.599	32	26.625	48.083
97	1 LAP	59.308	21	41.451	50.545	21	43.760	50.327	19	1 LAP	54.383	10	1 LAP	52.290
21	34.772	50.281	9	44.479	50.581	9	47.005	50.544	21	44.325	49.990	19	1 LAP	52.633
9	37.764	50.614	97	1 LAP	58.382							21	46.288	50.189

Weather/Track: Sun / Dry

www.mstworld.com

Mallory Park
 Circuit Length = 1.3500 miles.
 Start: 15:57 End: 16:12

HSCC Classic Formula 3 Championship Supported by CSP Insurance
RACE 9 - LAP CHART - Mallory Park - 20 June 2010
 (contd.)

Lap 11			Lap 12			Lap 13			Lap 14			Lap 15		
No	Behind	Laptime	No	Behind	Laptime	No	Behind	Laptime	No	Behind	Laptime	No	Behind	Laptime
29		46.617	29		46.516	29		44.259	29		47.383	29		43.786
9	1 LAP	50.021	21	1 LAP	50.402	19	2 LAPS	52.736	97	3 LAPS	57.018	10	2 LAPS	52.328
97	2 LAPS	57.112	9	1 LAP	49.923	21	1 LAP	50.058	10	2 LAPS	52.882	97	3 LAPS	56.713
32	28.451	48.443	32	32.044	50.109	9	1 LAP	49.695	19	2 LAPS	52.451	19	2 LAPS	52.841
10	1 LAP	52.683	97	2 LAPS	56.784	32	36.724	48.939	21	1 LAP	49.811	21	1 LAP	49.500
19	1 LAP	52.463	10	1 LAP	51.736				9	1 LAP	49.710	9	1 LAP	49.514
									32	37.899	48.558	32	42.802	48.689

Weather/Track: Sun / Dry

www.mstworld.com

Mallory Park
 Circuit Length = 1.3500 miles.
 Start: 15:57 End: 16:12

HSCC Classic Formula 3 Championship Supported by CSP Insurance
RACE 9 - LAP CHART - Mallory Park - 20 June 2010
 (contd.)

Lap 16			Lap 17			Lap 18			Lap 19			Lap 20		
No	Behind	Laptime	No	Behind	Laptime	No	Behind	Laptime	No	Behind	Laptime	No	Behind	Laptime
29		49.069	29		48.814	29		49.895	29		51.779	29		47.655
10	2 LAPS	52.583	10	2 LAPS	51.110	21	1 LAP	51.447	21	1 LAP	50.732	21	1 LAP	49.788
19	2 LAPS	52.602	21	1 LAP	49.769	10	2 LAPS	54.794	9	1 LAP	50.931	9	1 LAP	50.048
21	1 LAP	50.881	9	1 LAP	50.553	9	1 LAP	51.036	10	2 LAPS	54.327	10	2 LAPS	52.418
9	1 LAP	50.474	97	3 LAPS	57.671	97	3 LAPS	56.086	32	39.882	49.814	32	41.298	49.071
97	3 LAPS	56.309	32	42.365	49.250	32	41.847	49.377	97	3 LAPS	56.859	97	3 LAPS	55.699
32	41.929	48.196												

Weather/Track: Sun / Dry

www.mstworld.com

Mallory Park
 Circuit Length = 1.3500 miles.
 Start: 15:57 End: 16:12

HSCC 'ByBox' Historic Touring Cars

RACE 10 - CLASSIFICATION - Mallory Park - 20 June 2010

POS	NO	CL	DRIVER	NAT	CAR	TIME	LAPS	GAP	MPH	BEST
1	33	B	James FULLER		Alfa Romeo Giulia Sprint	15:32.004	16		83.43	56.878
2	23	B	Roger COPE		BMW 1800	15:32.913	16	0.909	83.35	56.659
3	57	C	Jonathan GOMM		Ford Lotus Cortina	15:33.363	16	1.359	83.31	57.025
4	49	C	Peter HORE		Ford Lotus Cortina	15:38.892	16	6.888	82.82	57.046
5	85	D	Roger GODFREY		Austin Cooper S	15:39.357	16	7.353	82.78	57.624
6	92	E	Colin GUNTON		Hillman Imp	15:51.538	16	19.534	81.72	57.944
7	65	C	Andrew LAW		Ford Anglia 105E	15:55.745	16	23.741	81.36	58.152
8	14	A	Colin MCKAY		Jaguar S Type	16:11.049	16	39.045	80.07	59.590
9	94	E	Steve PLATTS		Singer Chamois	16:14.507	16	42.503	79.79	59.550
10	95	E	Shaun HAZLEWOOD		Hillman Imp	16:14.750	16	42.746	79.77	1:00.000
11	64	K6	David BRAND		Austin Mini Cooper S	16:27.417	16	55.413	78.75	1:00.277
12	88	E	Martin BRAMWELL		Hillman Imp	16:30.040	16	58.036	78.54	1:00.052
13	50	C	Steve READ		Ford Anglia 105E	15:46.181	15	1 LAP	77.04	59.795
14	73	D	Robyn SLATER		Ford Anglia	15:54.498	15	1 LAP	76.37	1:01.214
15	91	E	Vince FROST		Hillman Imp	15:55.211	15	1 LAP	76.31	1:02.023
16	96	E	Tim BROOK		Austin Mini Cooper	15:55.854	15	1 LAP	76.26	1:02.196
17	99	E	Ian GUNTON		Hillman Imp Super	15:58.114	15	1 LAP	76.08	1:01.335
18	39	K5	Paul HOPKINSON		Alfa Romeo Giulia Sprint GT	16:26.172	15	1 LAP	73.92	1:03.659
19	45	E	Nick MAYSON		Austin A40	16:26.947	15	1 LAP	73.86	1:03.759
20	43	C	Jim CLARK		Ford Lotus Cortina	16:30.616	15	1 LAP	73.59	1:03.582

NOT CLASSIFIED

61	C	Brian WEBB		Ford Anglia 105E	12:37.623	11	D.N.F.	70.56	58.810
81	C	Chris GLAISTER		Ford Anglia 100E	9:23.702	9	D.N.F.	77.59	1:01.055
79	C	Mark JONES		Ford Lotus Cortina	6:50.535	7	D.N.F.	82.86	56.413
86	E	Andrew JONES		Singer Chamois	4:15.703	4	D.N.F.	76.02	57.845

FASTEST LAP

79	C	Mark JONES		Ford Lotus Cortina	56.413	2	86.15mph	138.64kph
23	B	Roger COPE		BMW 1800	56.659	8	85.77mph	138.04kph
85	D	Roger GODFREY		Austin Cooper S	57.624	15	84.34mph	135.73kph
86	E	Andrew JONES		Singer Chamois	57.845	2	84.01mph	135.21kph
14	A	Colin MCKAY		Jaguar S Type	59.590	8	81.55mph	131.25kph
64	K6	David BRAND		Austin Mini Cooper S	1:00.277	15	80.62mph	129.75kph
39	K5	Paul HOPKINSON		Alfa Romeo Giulia Sprint GT	1:03.659	5	76.34mph	122.86kph

Weather/Track: Sun / Dry

Mallory Park
Circuit Length = 1.3500 miles.
Start: 16:23 End: 16:39

Clerk of the Course:		Timekeeper:
----------------------	--	-------------

HSCC 'ByBox' Historic Touring Cars

RACE 10 - LAP ANALYSIS - Mallory Park - 20 June 2010

14	Colin MCKAY	Jaguar S Type					
1 -	1:08.436	6 -	59.621	11 -	1:00.191	16 -	1:00.597
2 -	59.984	7 -	59.624	12 -	1:00.785		
3 -	1:00.419	8 -	59.590	13 -	1:00.916		
4 -	1:00.486	9 -	59.695	14 -	1:00.306		
5 -	59.805	10 -	1:00.297	15 -	1:00.297		
23	Roger COPE	BMW 1800					
1 -	1:03.254	6 -	57.485	11 -	58.457	16 -	57.938
2 -	56.735	7 -	57.456	12 -	59.032		
3 -	57.378	8 -	56.659	13 -	59.304		
4 -	57.155	9 -	58.165	14 -	57.164		
5 -	1:01.590	10 -	58.060	15 -	57.081		
33	James FULLER	Alfa Romeo Giulia Sprint					
1 -	1:02.877	6 -	57.302	11 -	58.078	16 -	57.774
2 -	56.878	7 -	58.450	12 -	59.048		
3 -	57.260	8 -	57.988	13 -	59.155		
4 -	57.344	9 -	58.893	14 -	57.643		
5 -	57.605	10 -	57.995	15 -	57.714		
39	Paul HOPKINSON	Alfa Romeo Giulia Sprint GT					
1 -	1:14.291	6 -	1:04.387	11 -	1:06.004		
2 -	1:04.606	7 -	1:05.022	12 -	1:05.969		
3 -	1:04.924	8 -	1:06.617	13 -	1:05.374		
4 -	1:04.298	9 -	1:05.572	14 -	1:04.577		
5 -	1:03.659	10 -	1:05.562	15 -	1:05.310		
43	Jim CLARK	Ford Lotus Cortina					
1 -	1:16.352	6 -	1:04.203	11 -	1:07.161		
2 -	1:05.403	7 -	1:04.261	12 -	1:07.265		
3 -	1:05.133	8 -	1:06.363	13 -	1:05.963		
4 -	1:03.582	9 -	1:06.222	14 -	1:04.079		
5 -	1:04.218	10 -	1:05.538	15 -	1:04.873		
45	Nick MAYSON	Austin A40					
1 -	1:15.674	6 -	1:04.318	11 -	1:05.793		
2 -	1:04.687	7 -	1:03.759	12 -	1:04.572		
3 -	1:03.879	8 -	1:06.791	13 -	1:05.455		
4 -	1:05.517	9 -	1:05.438	14 -	1:04.467		
5 -	1:03.821	10 -	1:07.104	15 -	1:05.672		

Weather/Track: Sun / Dry

www.mstworld.com

Page 1 of 4

Mallory Park
Circuit Length = 1.3500 miles.
Start: 16:23 End: 16:39

Printed - 16:41 Sunday, 20 June 2010

HSCC 'ByBox' Historic Touring Cars

RACE 10 - LAP ANALYSIS - Mallory Park - 20 June 2010

(contd.)

49	Peter HORE	Ford Lotus Cortina					
1 -	1:04.046	6 -	57.994	11 -	58.003	16 -	58.779
2 -	57.046	7 -	58.890	12 -	59.746		
3 -	57.425	8 -	57.489	13 -	59.552		
4 -	58.031	9 -	59.120	14 -	58.015		
5 -	58.313	10 -	58.419	15 -	58.024		
50	Steve READ	Ford Anglia 105E					
1 -	1:14.575	6 -	1:01.093	11 -	1:03.101		
2 -	1:01.273	7 -	1:01.199	12 -	1:02.094		
3 -	59.795	8 -	1:00.901	13 -	1:01.804		
4 -	1:00.862	9 -	1:01.531	14 -	1:01.207		
5 -	1:00.410	10 -	1:14.881	15 -	1:01.455		
57	Jonathan GOMM	Ford Lotus Cortina					
1 -	1:04.303	6 -	57.036	11 -	59.062	16 -	58.609
2 -	57.479	7 -	57.473	12 -	59.021		
3 -	57.747	8 -	57.025	13 -	58.396		
4 -	57.353	9 -	58.372	14 -	57.929		
5 -	58.312	10 -	57.786	15 -	57.460		
61	Brian WEBB	Ford Anglia 105E					
1 -	1:11.035	6 -	59.571	11 -	2:28.317		
2 -	58.810	7 -	59.827				
3 -	59.638	8 -	59.478				
4 -	1:00.641	9 -	59.670				
5 -	59.492	10 -	1:01.144				
64	David BRAND	Austin Mini Cooper S					
1 -	1:09.892	6 -	1:00.567	11 -	1:01.601	16 -	1:05.241
2 -	1:01.579	7 -	1:00.871	12 -	1:01.134		
3 -	1:00.804	8 -	1:00.602	13 -	1:00.863		
4 -	1:01.332	9 -	1:00.899	14 -	1:00.613		
5 -	1:00.604	10 -	1:00.538	15 -	1:00.277		
65	Andrew LAW	Ford Anglia 105E					
1 -	1:08.049	6 -	58.715	11 -	1:02.135	16 -	59.472
2 -	59.744	7 -	58.611	12 -	59.923		
3 -	58.627	8 -	59.097	13 -	59.091		
4 -	58.152	9 -	58.664	14 -	58.790		
5 -	58.634	10 -	58.722	15 -	59.319		

Weather/Track: Sun / Dry

www.mstworld.com

Page 2 of 4

Mallory Park
Circuit Length = 1.3500 miles.
Start: 16:23 End: 16:39

Printed - 16:41 Sunday, 20 June 2010

HSCC 'ByBox' Historic Touring Cars

RACE 10 - LAP ANALYSIS - Mallory Park - 20 June 2010

(contd.)

73	Robyn SLATER	Ford Anglia	
1 - 1:14.977	6 - 1:02.139	11 - 1:03.958	
2 - 1:04.514	7 - 1:01.931	12 - 1:05.888	
3 - 1:02.920	8 - 1:02.042	13 - 1:03.064	
4 - 1:01.214	9 - 1:02.076	14 - 1:02.639	
5 - 1:01.867	10 - 1:01.896	15 - 1:03.373	
79	Mark JONES	Ford Lotus Cortina	
1 - 1:01.816	6 - 58.664		
2 - 56.413	7 - 1:02.454		
3 - 56.689			
4 - 57.013			
5 - 57.486			
81	Chris GLAISTER	Ford Anglia 100E	
1 - 1:10.136	6 - 1:02.428		
2 - 1:02.075	7 - 1:01.055		
3 - 1:01.312	8 - 1:01.978		
4 - 1:01.098	9 - 1:01.845		
5 - 1:01.775			
85	Roger GODFREY	Austin Cooper S	
1 - 1:05.097	6 - 57.875	11 - 58.302	16 - 58.076
2 - 57.788	7 - 58.729	12 - 58.615	
3 - 58.079	8 - 58.372	13 - 59.130	
4 - 58.032	9 - 58.206	14 - 58.065	
5 - 58.329	10 - 59.038	15 - 57.624	
86	Andrew JONES	Singer Chamois	
1 - 1:06.851			
2 - 57.845			
3 - 1:00.682			
4 - 1:10.325			
88	Martin BRAMWELL	Hillman Imp	
1 - 1:13.865	6 - 1:00.464	11 - 1:02.023	16 - 1:00.563
2 - 1:02.420	7 - 1:00.543	12 - 1:01.753	
3 - 1:00.052	8 - 1:01.354	13 - 1:00.618	
4 - 1:00.741	9 - 1:01.570	14 - 1:00.313	
5 - 1:00.955	10 - 1:02.306	15 - 1:00.500	

Weather/Track: Sun / Dry

www.mstworld.com

Page 3 of 4

Mallory Park
Circuit Length = 1.3500 miles.
Start: 16:23 End: 16:39

Printed - 16:41 Sunday, 20 June 2010

HSCC 'ByBox' Historic Touring Cars

RACE 10 - LAP ANALYSIS - Mallory Park - 20 June 2010

(contd.)

91	Vince FROST	Hillman Imp			
1 -	1:10.889	6 -	1:03.093	11 -	1:03.521
2 -	1:02.023	7 -	1:03.067	12 -	1:04.547
3 -	1:02.182	8 -	1:03.668	13 -	1:03.781
4 -	1:03.781	9 -	1:04.070	14 -	1:02.723
5 -	1:02.715	10 -	1:02.657	15 -	1:02.494
92	Colin GUNTON	Hillman Imp			
1 -	1:07.702	6 -	58.851	11 -	1:00.455
2 -	58.297	7 -	58.846	12 -	59.727
3 -	57.971	8 -	58.358	13 -	58.500
4 -	57.944	9 -	58.429	14 -	58.803
5 -	58.423	10 -	1:00.742	15 -	58.935
94	Steve PLATTS	Singer Chamois			
1 -	1:07.947	6 -	59.759	11 -	59.853
2 -	1:00.364	7 -	1:00.122	12 -	1:00.501
3 -	1:00.539	8 -	1:01.116	13 -	1:01.300
4 -	1:01.165	9 -	1:00.134	14 -	1:00.063
5 -	1:01.589	10 -	1:00.177	15 -	59.550
95	Shaun HAZLEWOOD	Hillman Imp			
1 -	1:06.675	6 -	1:00.401	11 -	1:00.398
2 -	1:00.211	7 -	1:01.898	12 -	1:00.658
3 -	1:00.623	8 -	1:00.176	13 -	1:01.136
4 -	1:00.000	9 -	1:00.696	14 -	1:00.220
5 -	1:00.351	10 -	1:00.122	15 -	1:00.310
96	Tim BROOK	Austin Mini Cooper			
1 -	1:13.681	6 -	1:02.449	11 -	1:02.822
2 -	1:03.729	7 -	1:02.867	12 -	1:03.700
3 -	1:02.196	8 -	1:03.084	13 -	1:02.875
4 -	1:03.903	9 -	1:02.406	14 -	1:03.145
5 -	1:03.900	10 -	1:02.580	15 -	1:02.517
99	Ian GUNTON	Hillman Imp Super			
1 -	1:14.693	6 -	1:03.474	11 -	1:04.357
2 -	1:04.600	7 -	1:02.708	12 -	1:03.036
3 -	1:04.217	8 -	1:01.335	13 -	1:02.144
4 -	1:04.114	9 -	1:02.203	14 -	1:02.342
5 -	1:02.482	10 -	1:04.395	15 -	1:02.014

Weather/Track: Sun / Dry

www.mstworld.com

Page 4 of 4

Mallory Park
Circuit Length = 1.3500 miles.
Start: 16:23 End: 16:39

Printed - 16:41 Sunday, 20 June 2010

HSCC 'ByBox' Historic Touring Cars

RACE 10 - LAP CHART - Mallory Park - 20 June 2010

Lap 1			Lap 2			Lap 3			Lap 4			Lap 5		
No	Behind	Laptime	No	Behind	Laptime	No	Behind	Laptime	No	Behind	Laptime	No	Behind	Laptime
79		1:01.816	79		56.413	79		56.689	79		57.013	79		57.486
33	1.061	1:02.877	33	1.526	56.878	33	2.097	57.260	33	2.428	57.344	33	2.547	57.605
23	1.438	1:03.254	23	1.760	56.735	23	2.449	57.378	23	2.591	57.155	49	5.444	58.313
49	2.230	1:04.046	49	2.863	57.046	49	3.599	57.425	49	4.617	58.031	57	5.777	58.312
57	2.487	1:04.303	57	3.553	57.479	57	4.611	57.747	57	4.951	57.353	23	6.695	1:01.590
85	3.281	1:05.097	85	4.656	57.788	85	6.046	58.079	85	7.065	58.032	85	7.908	58.329
95	4.859	1:06.675	86	6.467	57.845	92	9.052	57.971	92	9.983	57.944	92	10.920	58.423
86	5.035	1:06.851	92	7.770	58.297	86	10.460	1:00.682	65	12.641	58.152	65	13.789	58.634
92	5.886	1:07.702	95	8.657	1:00.211	65	11.502	58.627	95	15.578	1:00.000	95	18.443	1:00.351
94	6.131	1:07.947	65	9.564	59.744	95	12.591	1:00.623	14	17.394	1:00.486	14	19.713	59.805
65	6.233	1:08.049	94	10.082	1:00.364	14	13.921	1:00.419	94	18.084	1:01.165	61	20.199	59.492
14	6.620	1:08.436	14	10.191	59.984	94	13.932	1:00.539	61	18.193	1:00.641	94	22.187	1:01.589
64	8.076	1:09.892	61	11.616	58.810	61	14.565	59.638	64	21.676	1:01.332	64	24.794	1:00.604
81	8.320	1:10.136	64	13.242	1:01.579	64	17.357	1:00.804	81	22.690	1:01.098	81	26.979	1:01.775
91	9.073	1:10.889	81	13.982	1:02.075	81	18.605	1:01.312	86	23.772	1:10.325	50	27.498	1:00.410
61	9.219	1:11.035	91	14.683	1:02.023	91	20.176	1:02.182	50	24.574	1:00.862	88	28.616	1:00.955
96	11.865	1:13.681	50	17.619	1:01.273	50	20.725	59.795	88	25.147	1:00.741	91	32.173	1:02.715
88	12.049	1:13.865	88	18.056	1:02.420	88	21.419	1:00.052	91	26.944	1:03.781	73	36.075	1:01.867
39	12.475	1:14.291	96	19.181	1:03.729	96	24.688	1:02.196	96	31.578	1:03.903	96	37.992	1:03.900
50	12.759	1:14.575	39	20.668	1:04.606	73	27.493	1:02.920	73	31.694	1:01.214	99	40.689	1:02.482
99	12.877	1:14.693	99	21.064	1:04.600	99	28.592	1:04.217	99	35.693	1:04.114	39	42.361	1:03.659
73	13.161	1:14.977	73	21.262	1:04.514	39	28.903	1:04.924	39	36.188	1:04.298	45	44.161	1:03.821
45	13.858	1:15.674	45	22.132	1:04.687	45	29.322	1:03.879	45	37.826	1:05.517	43	45.271	1:04.218
43	14.536	1:16.352	43	23.526	1:05.403	43	31.970	1:05.133	43	38.539	1:03.582			

Weather/Track: Sun / Dry

www.mstworld.com

Page 1 of 4

Mallory Park
Circuit Length = 1.3500 miles.
Start: 16:23 End: 16:39

Printed - 16:41 Sunday, 20 June 2010

HSCC 'ByBox' Historic Touring Cars
RACE 10 - LAP CHART - Mallory Park - 20 June 2010
 (contd.)

Lap 6			Lap 7			Lap 8			Lap 9			Lap 10		
No	Behind	Laptime	No	Behind	Laptime	No	Behind	Laptime	No	Behind	Laptime	No	Behind	Laptime
79		58.664	33		58.450	33		57.988	33		58.893	33		57.995
33	1.185	57.302	57	1.987	57.473	57	1.024	57.025	57	0.503	58.372	57	0.294	57.786
57	4.149	57.036	79	2.819	1:02.454	23	2.008	56.659	23	1.280	58.165	23	1.345	58.060
49	4.774	57.994	23	3.337	57.456	49	3.530	57.489	39	1 LAP	1:06.617	49	4.181	58.419
23	5.516	57.485	49	4.029	58.890	85	6.597	58.372	49	3.757	59.120	85	6.953	59.038
85	7.119	57.875	85	6.213	58.729	92	10.688	58.358	45	1 LAP	1:06.791	39	1 LAP	1:05.572
92	11.107	58.851	92	10.318	58.846	65	13.925	59.097	43	1 LAP	1:06.363	45	1 LAP	1:05.438
65	13.840	58.715	65	12.816	58.611	14	22.261	59.590	85	5.910	58.206	92	12.971	1:00.742
95	20.180	1:00.401	14	20.659	59.624	61	22.788	59.478	92	10.224	58.429	43	1 LAP	1:06.222
14	20.670	59.621	61	21.298	59.827	95	24.631	1:00.176	65	13.696	58.664	65	14.423	58.722
61	21.106	59.571	95	22.443	1:01.898	94	26.897	1:01.116	14	23.063	59.695	14	25.365	1:00.297
94	23.282	59.759	94	23.769	1:00.122	64	30.547	1:00.602	61	23.565	59.670	61	26.714	1:01.144
64	26.697	1:00.567	64	27.933	1:00.871	50	34.404	1:00.901	95	26.434	1:00.696	95	28.561	1:00.122
50	29.927	1:01.093	88	31.324	1:00.543	88	34.690	1:01.354	94	28.138	1:00.134	94	30.320	1:00.177
88	30.416	1:00.464	50	31.491	1:01.199	81	36.153	1:01.978	64	32.553	1:00.899	64	35.096	1:00.538
81	30.743	1:02.428	81	32.163	1:01.055	91	45.714	1:03.668	50	37.042	1:01.531	88	41.678	1:02.306
91	36.602	1:03.093	91	40.034	1:03.067	73	45.900	1:02.042	88	37.367	1:01.570	73	52.984	1:01.896
73	39.550	1:02.139	73	41.846	1:01.931	96	50.105	1:03.084	81	39.105	1:01.845	50	53.928	1:14.881
96	41.777	1:02.449	96	45.009	1:02.867	99	51.919	1:01.335	73	49.083	1:02.076	91	55.553	1:02.657
99	45.499	1:03.474	99	48.572	1:02.708				91	50.891	1:04.070			
39	48.084	1:04.387	39	53.471	1:05.022				96	53.618	1:02.406			
45	49.815	1:04.318	45	53.939	1:03.759				99	55.229	1:02.203			
43	50.810	1:04.203	43	55.436	1:04.261									

Weather/Track: Sun / Dry

www.mstworld.com

Page 2 of 4

Mallory Park
 Circuit Length = 1.3500 miles.
 Start: 16:23 End: 16:39

Printed - 16:41 Sunday, 20 June 2010

HSCC 'ByBox' Historic Touring Cars
RACE 10 - LAP CHART - Mallory Park - 20 June 2010
 (contd.)

Lap 11			Lap 12			Lap 13			Lap 14			Lap 15		
No	Behind	Laptime	No	Behind	Laptime	No	Behind	Laptime	No	Behind	Laptime	No	Behind	Laptime
33		58.078	33		59.048	33		59.155	33		57.643	33		57.714
96	1 LAP	1:02.580	57	1.251	59.021	57	0.492	58.396	57	0.778	57.929	57	0.524	57.460
57	1.278	59.062	23	1.708	59.032	23	1.857	59.304	23	1.378	57.164	23	0.745	57.081
23	1.724	58.457	91	1 LAP	1:03.521	50	1 LAP	1:02.094	49	5.573	58.015	49	5.883	58.024
99	1 LAP	1:04.395	96	1 LAP	1:02.822	49	5.201	59.552	50	1 LAP	1:01.804	85	7.051	57.624
49	4.106	58.003	49	4.804	59.746	73	1 LAP	1:05.888	85	7.141	58.065	50	1 LAP	1:01.207
85	7.177	58.302	85	6.744	58.615	85	6.719	59.130	73	1 LAP	1:03.064	73	1 LAP	1:02.639
92	15.348	1:00.455	99	1 LAP	1:04.357	91	1 LAP	1:04.547	91	1 LAP	1:03.781	92	17.753	58.935
39	1 LAP	1:05.562	92	16.027	59.727	96	1 LAP	1:03.700	96	1 LAP	1:02.875	91	1 LAP	1:02.723
65	18.480	1:02.135	65	19.355	59.923	99	1 LAP	1:03.036	92	16.532	58.803	96	1 LAP	1:03.145
45	1 LAP	1:07.104	39	1 LAP	1:06.004	92	15.372	58.500	99	1 LAP	1:02.144	99	1 LAP	1:02.342
43	1 LAP	1:05.538	45	1 LAP	1:05.793	65	19.291	59.091	65	20.438	58.790	65	22.043	59.319
14	27.478	1:00.191	43	1 LAP	1:07.161	14	30.976	1:00.916	14	33.639	1:00.306	14	36.222	1:00.297
95	30.881	1:00.398	14	29.215	1:00.785	39	1 LAP	1:05.969	95	37.049	1:00.220	95	39.645	1:00.310
94	32.095	59.853	95	32.491	1:00.658	45	1 LAP	1:04.572	94	38.113	1:00.063	94	39.949	59.550
64	38.619	1:01.601	94	33.548	1:00.501	95	34.472	1:01.136	39	1 LAP	1:05.374	39	1 LAP	1:04.577
88	45.623	1:02.023	64	40.705	1:01.134	94	35.693	1:01.300	45	1 LAP	1:05.455	45	1 LAP	1:04.467
73	58.864	1:03.958	88	48.328	1:01.753	43	1 LAP	1:07.265	43	1 LAP	1:05.963	64	47.946	1:00.277
50	58.951	1:03.101	61	1 LAP	2:28.317	64	42.413	1:00.863	64	45.383	1:00.613	43	1 LAP	1:04.079
						88	49.791	1:00.618	88	52.461	1:00.313	88	55.247	1:00.500

Weather/Track: Sun / Dry

www.mstworld.com

Mallory Park
 Circuit Length = 1.3500 miles.
 Start: 16:23 End: 16:39

HSCC 'ByBox' Historic Touring Cars
RACE 10 - LAP CHART - Mallory Park - 20 June 2010
 (contd.)

Lap 16			Lap 17			Lap 18			Lap 19			Lap 20		
No	Behind	Laptime	No	Behind	Laptime	No	Behind	Laptime	No	Behind	Laptime	No	Behind	Laptime
33		57.774												
23	0.909	57.938												
57	1.359	58.609												
49	6.888	58.779												
85	7.353	58.076												
50	1 LAP	1:01.455												
92	19.534	59.555												
73	1 LAP	1:03.373												
91	1 LAP	1:02.494												
65	23.741	59.472												
96	1 LAP	1:02.517												
99	1 LAP	1:02.014												
14	39.045	1:00.597												
94	42.503	1:00.328												
95	42.746	1:00.875												
39	1 LAP	1:05.310												
45	1 LAP	1:05.672												
64	55.413	1:05.241												
88	58.036	1:00.563												
43	1 LAP	1:04.873												

Weather/Track: Sun / Dry

Snappy Pizza Historic Formula Ford 2000

RACE 11 - CLASSIFICATION - Mallory Park - 20 June 2010

POS	NO	CL	DRIVER	NAT	CAR	TIME	LAPS	GAP	MPH	BEST
1	75	A	Colin WRIGHT		Reynard SF79	15:38.748	19		98.36	48.631
2	34	A	Dale SPRUCE		Reynard SF79	15:40.125	19	1.377	98.22	48.823
3	11	A	Stuart BOYER		Reynard SF77	15:40.408	19	1.660	98.19	48.750
4	48	A	Oliver THORPE		Royale RP27	15:44.780	19	6.032	97.73	48.919
5	60	A	Nigel GRANT		Delta T78	15:45.182	19	6.434	97.69	48.696
6	41	A	Mark PIERCE		Sparton SF80	15:45.534	19	6.786	97.65	49.020
7	4	A	Steve GARDINER		Reynard SF80	15:46.966	19	8.218	97.51	48.981
8	16	A	Simon TOYNE		Reynard SF79	15:50.596	19	11.848	97.13	48.894
9	26	A	Tom POPE		Reynard SF79	15:52.714	19	13.966	96.92	49.002
10	72	A	Andrew STORER		Royale RP27	15:53.601	19	14.853	96.83	49.052
11	57	A	David WILD		Reynard SF79	15:54.165	19	15.417	96.77	49.086
12	9	A	Adam ORMANDY		Reynard SF78	16:04.323	19	25.575	95.75	49.492
13	25	B	Antony RAINE		Merlyn MK28	16:13.069	19	34.321	94.89	50.250
14	24	A	Alan GAPE		Royale RP27	15:53.879	18	1 LAP	91.71	51.595

NOT CLASSIFIED

20	B	David CLARK		Dulon MP21	12:59.816	15	D.N.F.	93.48	48.920
74	B	Seamus DOYLE		Lola T580	6:19.097	7	D.N.F.	89.74	52.295
46	C	John BOWLES		Royale RP9	6:20.538	7	D.N.F.	89.40	52.387
29	A	Eric HOULT		Lola T580	1:51.676	2	D.N.F.	87.03	50.760

FASTEST LAP

75	A	Colin WRIGHT		Reynard SF79	48.631	3	99.93mph	160.83kph
20	B	David CLARK		Dulon MP21	48.920	9	99.34mph	159.88kph
46	C	John BOWLES		Royale RP9	52.387	5	92.77mph	149.30kph

Weather/Track: Sun / Dry

Mallory Park
Circuit Length = 1.3500 miles.
Start: 16:49 End: 17:04

Clerk of the Course:		Timekeeper:
----------------------	--	-------------

Snappy Pizza Historic Formula Ford 2000

RACE 11 - LAP ANALYSIS - Mallory Park - 20 June 2010

4	Steve GARDINER					Reynard SF80	
1 -	58.261	6 -	49.002	11 -	48.996	16 -	49.376
2 -	49.631	7 -	49.113	12 -	49.086	17 -	49.850
3 -	49.651	8 -	49.161	13 -	49.638	18 -	49.724
4 -	49.683	9 -	48.981	14 -	49.118	19 -	49.415
5 -	49.551	10 -	49.201	15 -	49.528		
9	Adam ORMANDY					Reynard SF78	
1 -	59.551	6 -	50.466	11 -	50.323	16 -	50.067
2 -	51.006	7 -	50.173	12 -	51.367	17 -	49.596
3 -	51.217	8 -	50.458	13 -	49.974	18 -	49.492
4 -	50.088	9 -	49.737	14 -	50.033	19 -	50.363
5 -	50.212	10 -	50.320	15 -	49.880		
11	Stuart BOYER					Reynard SF77	
1 -	55.927	6 -	48.835	11 -	49.144	16 -	49.547
2 -	49.241	7 -	49.353	12 -	49.339	17 -	49.032
3 -	49.072	8 -	49.053	13 -	49.033	18 -	48.894
4 -	49.380	9 -	49.131	14 -	48.750	19 -	49.139
5 -	49.331	10 -	49.340	15 -	48.867		
16	Simon TOYNE					Reynard SF79	
1 -	1:00.703	6 -	49.475	11 -	48.967	16 -	49.144
2 -	50.248	7 -	49.256	12 -	50.885	17 -	49.212
3 -	49.942	8 -	49.006	13 -	48.951	18 -	49.168
4 -	49.220	9 -	49.482	14 -	48.894	19 -	49.773
5 -	49.407	10 -	49.187	15 -	49.676		
20	David CLARK					Dulon MP21	
1 -	59.265	6 -	49.112	11 -	48.998		
2 -	50.531	7 -	49.369	12 -	1:05.170		
3 -	49.319	8 -	49.157	13 -	49.827		
4 -	49.352	9 -	48.920	14 -	49.978		
5 -	49.483	10 -	49.033	15 -	1:02.302		
24	Alan GAPE					Royale RP27	
1 -	1:01.572	6 -	52.699	11 -	51.946	16 -	53.773
2 -	52.098	7 -	52.518	12 -	51.904	17 -	51.875
3 -	53.001	8 -	51.869	13 -	51.595	18 -	53.320
4 -	52.587	9 -	52.307	14 -	52.005		
5 -	53.104	10 -	52.429	15 -	53.277		

Weather/Track: Sun / Dry

www.mstworld.com

Page 1 of 3

Mallory Park
Circuit Length = 1.3500 miles.
Start: 16:49 End: 17:04

Printed - 17:06 Sunday, 20 June 2010

Snappy Pizza Historic Formula Ford 2000
RACE 11 - LAP ANALYSIS - Mallory Park - 20 June 2010
 (contd.)

25	Antony RAINE						Merlyn MK28
1 -	59.901	6 -	50.395	11 -	50.773	16 -	50.886
2 -	51.253	7 -	50.250	12 -	51.304	17 -	50.701
3 -	51.282	8 -	50.605	13 -	50.778	18 -	50.725
4 -	50.442	9 -	50.326	14 -	50.626	19 -	50.756
5 -	50.538	10 -	50.463	15 -	51.065		
26	Tom POPE						Reynard SF79
1 -	58.768	6 -	49.888	11 -	49.002	16 -	49.651
2 -	49.996	7 -	49.132	12 -	51.561	17 -	49.384
3 -	49.480	8 -	49.429	13 -	49.488	18 -	49.492
4 -	49.582	9 -	49.360	14 -	50.030	19 -	49.392
5 -	50.025	10 -	49.154	15 -	49.900		
29	Eric HOULT						Lola T580
1 -	1:00.916						
2 -	50.760						
34	Dale SPRUCE						Reynard SF79
1 -	55.055	6 -	49.245	11 -	49.244	16 -	49.931
2 -	49.374	7 -	49.348	12 -	49.072	17 -	48.870
3 -	49.371	8 -	49.081	13 -	49.185	18 -	49.115
4 -	49.033	9 -	48.951	14 -	48.823	19 -	49.320
5 -	48.891	10 -	49.180	15 -	49.036		
41	Mark PIERCE						Sparton SF80
1 -	57.463	6 -	49.402	11 -	49.233	16 -	49.463
2 -	49.279	7 -	49.191	12 -	49.393	17 -	50.133
3 -	49.020	8 -	49.136	13 -	49.458	18 -	49.248
4 -	49.235	9 -	49.385	14 -	49.224	19 -	49.378
5 -	49.196	10 -	49.205	15 -	49.492		
46	John BOWLES						Royale RP9
1 -	1:03.671	6 -	52.656				
2 -	52.902	7 -	53.816				
3 -	52.534						
4 -	52.572						
5 -	52.387						

Weather/Track: Sun / Dry

www.mstworld.com

Page 2 of 3

Mallory Park
 Circuit Length = 1.3500 miles.
 Start: 16:49 End: 17:04

Printed - 17:06 Sunday, 20 June 2010

Snappy Pizza Historic Formula Ford 2000
RACE 11 - LAP ANALYSIS - Mallory Park - 20 June 2010
 (contd.)

48	Oliver THORPE					Royale RP27	
1 -	56.498	6 -	49.243	11 -	49.295	16 -	49.347
2 -	49.548	7 -	49.179	12 -	49.394	17 -	50.090
3 -	48.919	8 -	49.116	13 -	49.269	18 -	49.524
4 -	49.258	9 -	49.282	14 -	49.378	19 -	49.430
5 -	49.317	10 -	49.367	15 -	49.326		
57	David WILD					Reynard SF79	
1 -	57.905	6 -	49.601	11 -	49.779	16 -	51.585
2 -	50.682	7 -	49.097	12 -	50.409	17 -	49.575
3 -	49.478	8 -	49.086	13 -	49.760	18 -	49.483
4 -	49.698	9 -	49.173	14 -	49.612	19 -	49.156
5 -	49.527	10 -	49.088	15 -	51.471		
60	Nigel GRANT					Delta T78	
1 -	56.846	6 -	49.223	11 -	49.353	16 -	49.234
2 -	49.500	7 -	49.368	12 -	49.436	17 -	49.852
3 -	48.696	8 -	49.013	13 -	49.388	18 -	49.568
4 -	49.302	9 -	49.359	14 -	49.395	19 -	49.716
5 -	49.327	10 -	49.221	15 -	49.385		
72	Andrew STORER					Royale RP27	
1 -	59.214	6 -	49.563	11 -	49.052	16 -	49.517
2 -	51.072	7 -	49.110	12 -	50.982	17 -	49.254
3 -	49.605	8 -	49.337	13 -	49.364	18 -	50.121
4 -	49.356	9 -	49.969	14 -	49.285	19 -	50.026
5 -	49.611	10 -	49.397	15 -	49.766		
74	Seamus DOYLE					Lola T580	
1 -	1:02.173	6 -	52.721				
2 -	52.295	7 -	53.890				
3 -	52.572						
4 -	52.355						
5 -	53.091						
75	Colin WRIGHT					Reynard SF79	
1 -	54.275	6 -	49.559	11 -	49.202	16 -	49.348
2 -	48.899	7 -	49.083	12 -	49.373	17 -	49.285
3 -	48.631	8 -	49.037	13 -	49.118	18 -	49.174
4 -	49.181	9 -	49.064	14 -	49.043	19 -	49.233
5 -	49.106	10 -	48.971	15 -	49.166		

Weather/Track: Sun / Dry

www.mstworld.com

Page 3 of 3

Mallory Park
 Circuit Length = 1.3500 miles.
 Start: 16:49 End: 17:04

Printed - 17:06 Sunday, 20 June 2010

Snappy Pizza Historic Formula Ford 2000
RACE 11 - LAP CHART - Mallory Park - 20 June 2010

Lap 1			Lap 2			Lap 3			Lap 4			Lap 5		
No	Behind	Laptime	No	Behind	Laptime	No	Behind	Laptime	No	Behind	Laptime	No	Behind	Laptime
75		54.275	75		48.899	75		48.631	75		49.181	75		49.106
34	0.780	55.055	34	1.255	49.374	34	1.995	49.371	34	1.847	49.033	34	1.632	48.891
11	1.652	55.927	11	1.994	49.241	11	2.435	49.072	11	2.634	49.380	11	2.859	49.331
48	2.223	56.498	48	2.872	49.548	48	3.160	48.919	48	3.237	49.258	48	3.448	49.317
60	2.571	56.846	60	3.172	49.500	60	3.237	48.696	60	3.358	49.302	60	3.579	49.327
41	3.188	57.463	41	3.568	49.279	41	3.957	49.020	41	4.011	49.235	41	4.101	49.196
57	3.630	57.905	4	4.718	49.631	4	5.738	49.651	4	6.240	49.683	4	6.685	49.551
4	3.986	58.261	57	5.413	50.682	57	6.260	49.478	57	6.777	49.698	57	7.198	49.527
26	4.493	58.768	26	5.590	49.996	26	6.439	49.480	26	6.840	49.582	26	7.759	50.025
72	4.939	59.214	20	6.622	50.531	20	7.310	49.319	20	7.481	49.352	20	7.858	49.483
20	4.990	59.265	72	7.112	51.072	72	8.086	49.605	72	8.261	49.356	72	8.766	49.611
9	5.276	59.551	9	7.383	51.006	16	9.088	49.942	16	9.127	49.220	16	9.428	49.407
25	5.626	59.901	16	7.777	50.248	9	9.969	51.217	9	10.876	50.088	9	11.982	50.212
16	6.428	1:00.703	25	7.980	51.253	25	10.631	51.282	25	11.892	50.442	25	13.324	50.538
29	6.641	1:00.916	29	8.502	50.760	24	14.866	53.001	24	18.272	52.587	24	22.270	53.104
24	7.297	1:01.572	24	10.496	52.098	74	15.235	52.572	74	18.409	52.355	74	22.394	53.091
74	7.898	1:02.173	74	11.294	52.295	46	17.302	52.534	46	20.693	52.572	46	23.974	52.387
46	9.396	1:03.671	46	13.399	52.902									

Weather/Track: Sun / Dry

www.mstworld.com

Mallory Park
Circuit Length = 1.3500 miles.
Start: 16:49 End: 17:04

Snappy Pizza Historic Formula Ford 2000
RACE 11 - LAP CHART - Mallory Park - 20 June 2010
 (contd.)

Lap 6			Lap 7			Lap 8			Lap 9			Lap 10		
No	Behind	Laptime	No	Behind	Laptime	No	Behind	Laptime	No	Behind	Laptime	No	Behind	Laptime
75		49.559	75		49.083	75		49.037	75		49.064	75		48.971
34	1.318	49.245	34	1.583	49.348	34	1.627	49.081	34	1.514	48.951	34	1.723	49.180
11	2.135	48.835	11	2.405	49.353	11	2.421	49.053	11	2.488	49.131	11	2.857	49.340
48	3.132	49.243	48	3.228	49.179	48	3.307	49.116	48	3.525	49.282	48	3.921	49.367
60	3.243	49.223	60	3.528	49.368	60	3.504	49.013	60	3.799	49.359	60	4.049	49.221
41	3.944	49.402	41	4.052	49.191	41	4.151	49.136	41	4.472	49.385	41	4.706	49.205
4	6.128	49.002	4	6.158	49.113	4	6.282	49.161	4	6.199	48.981	4	6.429	49.201
57	7.240	49.601	57	7.254	49.097	57	7.303	49.086	57	7.412	49.173	57	7.529	49.088
20	7.411	49.112	20	7.697	49.369	20	7.817	49.157	20	7.673	48.920	20	7.735	49.033
26	8.088	49.888	26	8.137	49.132	26	8.529	49.429	26	8.825	49.360	26	9.008	49.154
72	8.770	49.563	72	8.797	49.110	72	9.097	49.337	16	9.904	49.482	16	10.120	49.187
16	9.344	49.475	16	9.517	49.256	16	9.486	49.006	72	10.002	49.969	72	10.428	49.397
9	12.889	50.466	9	13.979	50.173	9	15.400	50.458	9	16.073	49.737	9	17.422	50.320
25	14.160	50.395	25	15.327	50.250	25	16.895	50.605	25	18.157	50.326	25	19.649	50.463
24	25.410	52.699	24	28.845	52.518	24	31.677	51.869	24	34.920	52.307	24	38.378	52.429
74	25.556	52.721	74	30.363	53.890									
46	27.071	52.656	46	31.804	53.816									

Weather/Track: Sun / Dry

Mallory Park
 Circuit Length = 1.3500 miles.
 Start: 16:49 End: 17:04

Snappy Pizza Historic Formula Ford 2000
RACE 11 - LAP CHART - Mallory Park - 20 June 2010
 (contd.)

Lap 11			Lap 12			Lap 13			Lap 14			Lap 15		
No	Behind	Laptime	No	Behind	Laptime	No	Behind	Laptime	No	Behind	Laptime	No	Behind	Laptime
75		49.202	75		49.373	75		49.118	75		49.043	75		49.166
34	1.765	49.244	34	1.464	49.072	34	1.531	49.185	34	1.311	48.823	34	1.181	49.036
11	2.799	49.144	11	2.765	49.339	11	2.680	49.033	11	2.387	48.750	11	2.088	48.867
48	4.014	49.295	48	4.035	49.394	48	4.186	49.269	48	4.521	49.378	48	4.681	49.326
60	4.200	49.353	60	4.263	49.436	60	4.533	49.388	60	4.885	49.395	60	5.104	49.385
41	4.737	49.233	41	4.757	49.393	41	5.097	49.458	41	5.278	49.224	41	5.604	49.492
4	6.223	48.996	4	5.936	49.086	4	6.456	49.638	4	6.531	49.118	4	6.893	49.528
20	7.531	48.998	57	9.142	50.409	57	9.784	49.760	57	10.353	49.612	16	11.591	49.676
57	8.106	49.779	26	10.996	51.561	16	11.230	48.951	16	11.081	48.894	57	12.658	51.471
26	8.808	49.002	16	11.397	50.885	26	11.366	49.488	26	12.353	50.030	72	12.975	49.766
16	9.885	48.967	72	11.887	50.982	72	12.133	49.364	72	12.375	49.285	26	13.087	49.900
72	10.278	49.052	9	20.537	51.367	9	21.393	49.974	9	22.383	50.033	9	23.097	49.880
9	18.543	50.323	25	23.151	51.304	20	24.037	49.827	20	24.972	49.978	25	28.293	51.065
25	21.220	50.773	20	23.328	1:05.170	25	24.811	50.778	25	26.394	50.626	20	38.108	1:02.302
24	41.122	51.946	24	43.653	51.904	24	46.130	51.595	24	49.092	52.005			

Weather/Track: Sun / Dry

Mallory Park
 Circuit Length = 1.3500 miles.
 Start: 16:49 End: 17:04

Snappy Pizza Historic Formula Ford 2000
RACE 11 - LAP CHART - Mallory Park - 20 June 2010
 (contd.)

Lap 16			Lap 17			Lap 18			Lap 19			Lap 20		
No	Behind	Laptime	No	Behind	Laptime	No	Behind	Laptime	No	Behind	Laptime	No	Behind	Laptime
75		49.348	75		49.285	75		49.174	75		49.233			
34	1.764	49.931	34	1.349	48.870	34	1.290	49.115	34	1.377	49.320			
11	2.287	49.547	11	2.034	49.032	11	1.754	48.894	11	1.660	49.139			
24	1 LAP	53.277	48	5.485	50.090	48	5.835	49.524	48	6.032	49.430			
48	4.680	49.347	60	5.557	49.852	60	5.951	49.568	60	6.434	49.716			
60	4.990	49.234	41	6.567	50.133	41	6.641	49.248	41	6.786	49.378			
41	5.719	49.463	4	7.486	49.850	4	8.036	49.724	4	8.218	49.415			
4	6.921	49.376	24	1 LAP	53.773	24	1 LAP	51.875	16	11.848	49.773			
16	11.387	49.144	16	11.314	49.212	16	11.308	49.168	26	13.966	49.392			
72	13.144	49.517	72	13.113	49.254	26	13.807	49.492	72	14.853	50.026			
26	13.390	49.651	26	13.489	49.384	72	14.060	50.121	24	1 LAP	53.320			
57	14.895	51.585	57	15.185	49.575	57	15.494	49.483	57	15.417	49.156			
9	23.816	50.067	9	24.127	49.596	9	24.445	49.492	9	25.575	50.363			
25	29.831	50.886	25	31.247	50.701	25	32.798	50.725	25	34.321	50.756			

Weather/Track: Sun / Dry

www.mstworld.com

Mallory Park
 Circuit Length = 1.3500 miles.
 Start: 16:49 End: 17:04

HSCC Historic Road Sports supported by Zircotec
RACE 12 - CLASSIFICATION - Mallory Park - 20 June 2010

POS	NO	CL	DRIVER	NAT	CAR	TIME	LAPS	GAP	MPH	BEST
1	47	C	Alan HARPER		Lotus Elan	15:12.081	16		85.25	54.948
2	48	C	Barry ASHDOWN		Lotus Elan	15:13.394	16	1.313	85.13	56.062
3	72	C	Jim GATHERCOLE		Lotus Elan Plus 2	15:34.858	16	22.777	83.17	56.781
4	33	C	Brian COWAN		Lotus Elan S3	15:39.067	16	26.986	82.80	57.333
5	71	E	Dick COFFEY		Turner Mk1	15:39.747	16	27.666	82.74	57.033
6	13	D	Dean FORWARD		Alfa Romeo Giulia Sport GT	16:00.077	16	47.996	80.99	58.976
7	90	D	Steve WINTER		Porsche 911	16:10.033	16	57.952	80.16	59.145
8	93	D	Glynn EVANS		Porsche 911	15:13.476	15	1 LAP	79.80	59.600
9	6	C	Laurence KENNEDY		Lotus Elan S4	15:48.068	15	1 LAP	76.89	1:01.094
10	91	F	Richard OWEN		Triumph TR2	16:02.277	15	1 LAP	75.75	1:01.638
11	65	G	Nicholas MORRISON		MGB	15:29.540	14	2 LAPS	73.19	1:04.745

NOT CLASSIFIED

30	C	Mark HALSTEAD		Lotus Elan S1	13:46.705	14	D.N.F.	82.30	55.562
----	---	---------------	--	---------------	-----------	----	--------	-------	--------

FASTEST LAP

47	C	Alan HARPER		Lotus Elan	54.948	4	88.44mph	142.34kph
71	E	Dick COFFEY		Turner Mk1	57.033	6	85.21mph	137.13kph
13	D	Dean FORWARD		Alfa Romeo Giulia Sport GT	58.976	16	82.40mph	132.62kph
91	F	Richard OWEN		Triumph TR2	1:01.638	11	78.84mph	126.89kph
65	G	Nicholas MORRISON		MGB	1:04.745	14	75.06mph	120.80kph

Weather/Track: Sun / Dry

Mallory Park
 Circuit Length = 1.3500 miles.
 Start: 17:14 End: 17:29

Clerk of the Course:

Timekeeper:

HSCC Historic Road Sports supported by Zircotec
RACE 12 - LAP ANALYSIS - Mallory Park - 20 June 2010

6	Laurence KENNEDY	Lotus Elan S4			
1 -	1:11.201	6 -	1:03.274	11 -	1:02.353
2 -	1:01.116	7 -	1:02.655	12 -	1:01.094
3 -	1:03.015	8 -	1:03.166	13 -	1:01.636
4 -	1:03.829	9 -	1:01.884	14 -	1:04.163
5 -	1:03.118	10 -	1:03.608	15 -	1:01.956
13	Dean FORWARD	Alfa Romeo Giulia Sport GT			
1 -	1:08.504	6 -	59.139	11 -	59.600
2 -	59.339	7 -	59.405	12 -	59.741
3 -	59.443	8 -	59.233	13 -	1:00.149
4 -	59.308	9 -	59.872	14 -	59.190
5 -	59.122	10 -	59.663	15 -	59.393
16 -	58.976				
30	Mark HALSTEAD	Lotus Elan S1			
1 -	1:04.846	6 -	56.441	11 -	56.640
2 -	1:15.039	7 -	56.255	12 -	55.979
3 -	1:04.811	8 -	56.948	13 -	55.562
4 -	58.270	9 -	56.281	14 -	55.684
5 -	57.250	10 -	56.699		
33	Brian COWAN	Lotus Elan S3			
1 -	1:05.627	6 -	57.782	11 -	57.333
2 -	58.134	7 -	58.387	12 -	59.030
3 -	58.768	8 -	58.550	13 -	57.836
4 -	59.402	9 -	57.856	14 -	57.546
5 -	58.709	10 -	57.564	15 -	58.364
16 -	58.179				
47	Alan HARPER	Lotus Elan			
1 -	1:03.715	6 -	55.061	11 -	1:04.462
2 -	56.247	7 -	55.849	12 -	56.615
3 -	56.033	8 -	56.157	13 -	55.612
4 -	54.948	9 -	56.460	14 -	56.510
5 -	55.642	10 -	55.813	15 -	56.153
16 -	56.804				
48	Barry ASHDOWN	Lotus Elan			
1 -	1:04.128	6 -	56.062	11 -	57.159
2 -	56.278	7 -	56.829	12 -	56.858
3 -	56.343	8 -	57.652	13 -	56.113
4 -	56.642	9 -	56.720	14 -	56.424
5 -	56.689	10 -	56.444	15 -	56.568
16 -	56.485				

Weather/Track: Sun / Dry

www.mstworld.com

Page 1 of 2

Mallory Park
 Circuit Length = 1.3500 miles.
 Start: 17:14 End: 17:29

Printed - 17:31 Sunday, 20 June 2010

HSCC Historic Road Sports supported by Zircotec
RACE 12 - LAP ANALYSIS - Mallory Park - 20 June 2010
 (contd.)

65	Nicholas MORRISON	MGB			
1 -	1:15.126	6 -	1:05.621	11 -	1:06.898
2 -	1:04.912	7 -	1:05.568	12 -	1:06.289
3 -	1:05.667	8 -	1:06.780	13 -	1:05.459
4 -	1:05.714	9 -	1:05.303	14 -	1:04.745
5 -	1:05.946	10 -	1:05.512		
71	Dick COFFEY	Turner Mk1			
1 -	1:07.538	6 -	57.033	11 -	58.352
2 -	57.504	7 -	58.571	12 -	57.667
3 -	59.307	8 -	57.779	13 -	57.950
4 -	58.820	9 -	58.495	14 -	57.622
5 -	59.716	10 -	57.190	15 -	58.726
72	Jim GATHERCOLE	Lotus Elan Plus 2			
1 -	1:08.398	6 -	57.815	11 -	56.781
2 -	57.405	7 -	58.011	12 -	57.825
3 -	57.946	8 -	57.559	13 -	57.235
4 -	58.433	9 -	57.457	14 -	58.177
5 -	59.020	10 -	57.445	15 -	57.677
90	Steve WINTER	Porsche 911			
1 -	1:09.738	6 -	1:00.341	11 -	59.566
2 -	59.682	7 -	59.704	12 -	1:00.606
3 -	1:00.186	8 -	1:01.373	13 -	59.145
4 -	1:00.538	9 -	1:00.312	14 -	59.463
5 -	1:00.113	10 -	59.757	15 -	59.764
91	Richard OWEN	Triumph TR2			
1 -	1:13.473	6 -	1:04.598	11 -	1:01.638
2 -	1:04.055	7 -	1:05.032	12 -	1:02.274
3 -	1:05.305	8 -	1:02.743	13 -	1:02.284
4 -	1:04.460	9 -	1:02.325	14 -	1:03.075
5 -	1:04.152	10 -	1:05.195	15 -	1:01.668
93	Glynn EVANS	Porsche 911			
1 -	1:10.482	6 -	1:00.315	11 -	59.931
2 -	59.807	7 -	59.600	12 -	1:00.580
3 -	59.713	8 -	1:01.186	13 -	59.900
4 -	1:00.573	9 -	1:00.431	14 -	59.729
5 -	1:00.439	10 -	59.850	15 -	1:00.940

Weather/Track: Sun / Dry

www.mstworld.com

Page 2 of 2

Mallory Park
 Circuit Length = 1.3500 miles.
 Start: 17:14 End: 17:29

Printed - 17:31 Sunday, 20 June 2010

HSCC Historic Road Sports supported by Zircotec
RACE 12 - LAP CHART - Mallory Park - 20 June 2010

Lap 1			Lap 2			Lap 3			Lap 4			Lap 5		
No	Behind	Laptime	No	Behind	Laptime	No	Behind	Laptime	No	Behind	Laptime	No	Behind	Laptime
47		1:03.715	47		56.247	47		56.033	47		54.948	47		55.642
48	0.413	1:04.128	48	0.444	56.278	48	0.754	56.343	48	2.448	56.642	48	3.495	56.689
30	1.131	1:04.846	33	3.799	58.134	33	6.534	58.768	33	10.988	59.402	33	14.055	58.709
33	1.912	1:05.627	71	5.080	57.504	72	7.754	57.946	72	11.239	58.433	72	14.617	59.020
71	3.823	1:07.538	72	5.841	57.405	71	8.354	59.307	71	12.226	58.820	71	16.300	59.716
72	4.683	1:08.398	13	7.881	59.339	13	11.291	59.443	13	15.651	59.308	13	19.131	59.122
13	4.789	1:08.504	90	9.458	59.682	90	13.611	1:00.186	90	19.201	1:00.538	90	23.672	1:00.113
90	6.023	1:09.738	93	10.327	59.807	93	14.007	59.713	93	19.632	1:00.573	93	24.429	1:00.439
93	6.767	1:10.482	6	12.355	1:01.116	6	19.337	1:03.015	6	28.218	1:03.829	30	33.631	57.250
6	7.486	1:11.201	91	17.566	1:04.055	91	26.838	1:05.305	30	32.023	58.270	6	35.694	1:03.118
91	9.758	1:13.473	30	19.923	1:15.039	30	28.701	1:04.811	91	36.350	1:04.460	91	44.860	1:04.152
65	11.411	1:15.126	65	20.076	1:04.912	65	29.710	1:05.667	65	40.476	1:05.714	65	50.780	1:05.946

Weather/Track: Sun / Dry

www.mstworld.com

Mallory Park
Circuit Length = 1.3500 miles.
Start: 17:14 End: 17:29

HSCC Historic Road Sports supported by Zircotec
RACE 12 - LAP CHART - Mallory Park - 20 June 2010
 (contd.)

Lap 6			Lap 7			Lap 8			Lap 9			Lap 10		
No	Behind	Laptime	No	Behind	Laptime	No	Behind	Laptime	No	Behind	Laptime	No	Behind	Laptime
47		55.061	47		55.849	47		56.157	47		56.460	47		55.813
48	4.496	56.062	48	5.476	56.829	48	6.971	57.652	6	1 LAP	1:03.166	6	1 LAP	1:01.884
33	16.776	57.782	65	1 LAP	1:05.621	91	1 LAP	1:05.032	48	7.231	56.720	48	7.862	56.444
72	17.371	57.815	33	19.314	58.387	65	1 LAP	1:05.568	91	1 LAP	1:02.743	91	1 LAP	1:02.325
71	18.272	57.033	72	19.533	58.011	72	20.935	57.559	72	21.932	57.457	72	23.564	57.445
13	23.209	59.139	71	20.994	58.571	33	21.707	58.550	33	23.103	57.856	33	24.854	57.564
90	28.952	1:00.341	13	26.765	59.405	71	22.616	57.779	71	24.651	58.495	71	26.028	57.190
93	29.683	1:00.315	90	32.807	59.704	13	29.841	59.233	65	1 LAP	1:06.780	65	1 LAP	1:05.303
30	35.011	56.441	93	33.434	59.600	30	36.208	56.948	13	33.253	59.872	30	36.915	56.699
6	43.907	1:03.274	30	35.417	56.255	90	38.023	1:01.373	30	36.029	56.281	13	37.103	59.663
91	54.397	1:04.598	6	50.713	1:02.655	93	38.463	1:01.186	90	41.875	1:00.312	90	45.819	59.757
									93	42.434	1:00.431	93	46.471	59.850

Weather/Track: Sun / Dry

www.mstworld.com

Mallory Park
 Circuit Length = 1.3500 miles.
 Start: 17:14 End: 17:29

HSCC Historic Road Sports supported by Zircotec
RACE 12 - LAP CHART - Mallory Park - 20 June 2010
 (contd.)

Lap 11			Lap 12			Lap 13			Lap 14			Lap 15		
No	Behind	Laptime	No	Behind	Laptime	No	Behind	Laptime	No	Behind	Laptime	No	Behind	Laptime
47		1:04.462	47		56.615	47		55.612	47		56.510	47		56.153
48	0.559	57.159	48	0.802	56.858	48	1.303	56.113	65	2 LAPS	1:06.289	48	1.632	56.568
6	1 LAP	1:03.608	6	1 LAP	1:02.353	6	1 LAP	1:01.094	48	1.217	56.424	65	2 LAPS	1:05.459
72	15.883	56.781	72	17.093	57.825	72	18.716	57.235	72	20.383	58.177	72	21.907	57.677
33	17.725	57.333	33	20.140	59.030	33	22.364	57.836	6	1 LAP	1:01.636	33	25.611	58.364
71	19.918	58.352	71	20.970	57.667	71	23.308	57.950	33	23.400	57.546	71	26.993	58.726
91	1 LAP	1:05.195	91	1 LAP	1:01.638	30	28.407	55.562	71	24.420	57.622	6	1 LAP	1:04.163
30	29.093	56.640	30	28.457	55.979	91	1 LAP	1:02.274	30	27.581	55.684	91	1 LAP	1:03.075
13	32.241	59.600	13	35.367	59.741	13	39.904	1:00.149	91	1 LAP	1:02.284	13	45.824	59.393
65	1 LAP	1:05.512	90	44.914	1:00.606	90	48.447	59.145	13	42.584	59.190	90	55.011	59.764
90	40.923	59.566	93	45.905	1:00.580	93	50.193	59.900	90	51.400	59.463			
93	41.940	59.931	65	1 LAP	1:06.898				93	53.412	59.729			

Weather/Track: Sun / Dry

Mallory Park
 Circuit Length = 1.3500 miles.
 Start: 17:14 End: 17:29

HSCC Historic Road Sports supported by Zircotec
RACE 12 - LAP CHART - Mallory Park - 20 June 2010
 (contd.)

Lap 16			Lap 17			Lap 18			Lap 19			Lap 20		
No	Behind	Laptime	No	Behind	Laptime	No	Behind	Laptime	No	Behind	Laptime	No	Behind	Laptime
47		56.804												
48	1.313	56.485												
93	1 LAP	1:00.940												
65	2 LAPS	1:04.745												
72	22.777	57.674												
33	26.986	58.179												
71	27.666	57.477												
6	1 LAP	1:01.956												
13	47.996	58.976												
91	1 LAP	1:01.668												
90	57.952	59.745												

Weather/Track: Sun / Dry

www.mstworld.com

Mallory Park
 Circuit Length = 1.3500 miles.
 Start: 17:14 End: 17:29
 Printed - 17:31 Sunday, 20 June 2010