



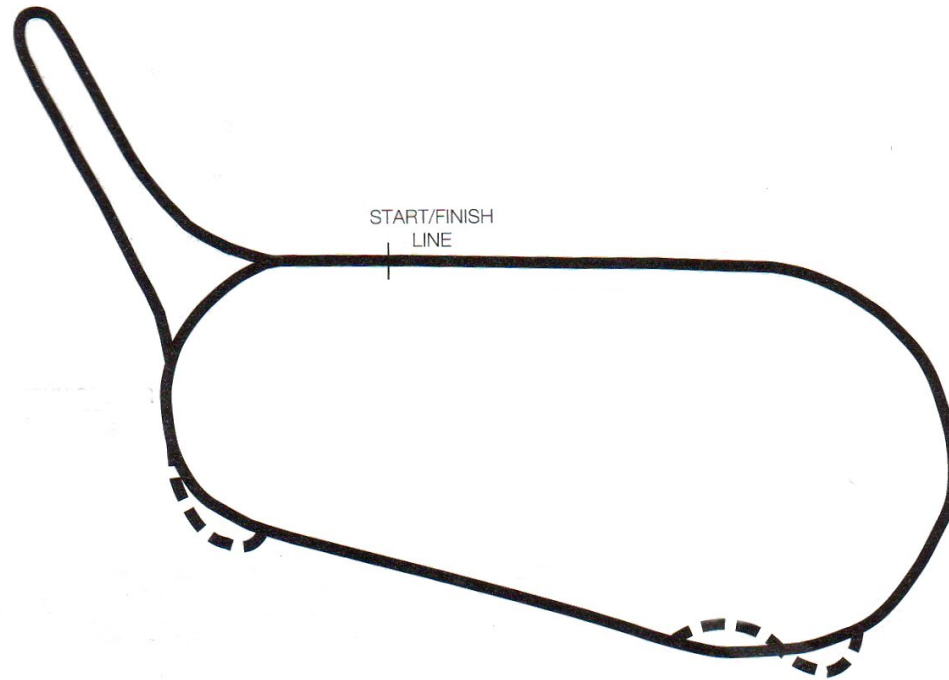
# HSCC Historic Race Meeting

Mallory Park  
9<sup>th</sup> August 2009



Timing and Results by MST SYSTEMS Ltd  
[www.mstworld.com](http://www.mstworld.com)

## Mallory Park



**Circuit Length: 1.35 miles / 2.1726 km.**

**HSCC/HRSR 'ByBox' Historic Racing Saloons**  
**PRACTICE FOR RACE 1 - Mallory Park - 9th August 2009**

POS	NO	CL	NAME	NAT	ENTRY	TIME	LAPS	GAP	MPH
1	46	C	Dan COX		Ford Lotus Cortina	56.471	15		86.06
2	32	B	Mark GARRITT		Alfa Romeo Guilia Sprint GT	56.711	15	0.240	85.69
3	49	C	Peter HORE		Ford Lotus Cortina	57.085	15	0.614	85.13
4	57	C	Jonathan GOMM		Ford Lotus Cortina	57.629	10	1.158	84.33
5	80	D	Mike SMITH		Morris Mini Cooper S	57.647	7	1.176	84.30
6	50	C	Steve READ		Ford Anglia 105E	58.144	15	1.673	83.58
7	27	K2	Roger COPE		BMW 1800	58.163	14	1.692	83.55
8	23	K4	Thomas SECKEL		Morris Mini Cooper S	58.959	8	2.488	82.43
9	85	D	Roger GODFREY		Austin Cooper S	59.075	7	2.604	82.26
10	45	E	Tim COX		Austin A40	59.774	15	3.303	81.30
11	61	C	Brian WEBB		Ford Anglia 105E	1:00.977	14	4.506	79.70
12	95	E	Shaun HAZLEWOOD		Hillman Imp	1:01.092	11	4.621	79.55
13	92	E	Colin GUNTON		Hillman Imp	1:01.176	13	4.705	79.44
14	81	C	Ed GLAISTER		Ford Anglia 100E	1:01.697	14	5.226	78.77
15	65	C	Andrew LAW		Ford Anglia 105E	1:01.781	12	5.310	78.66
16	96	E	Tim BROOK		Austin Mini Cooper	1:02.027	13	5.556	78.35
17	19	B	Richard CROSS		Triumph 2000 Mk1	1:02.154	14	5.683	78.19
18	8	D	David DUNELL		Mini Cooper	1:03.486	8	7.015	76.55
19	83	D	Ian BROWN		Volkswagen Beetle	1:03.700	13	7.229	76.29
20	39	K3	Paul HOPKINSON		Alfa Romeo Guilia Sprint GT	1:05.440	13	8.969	74.26
21	90	K5	Tim BISHOP		DKW 3=6	1:05.831	13	9.360	73.82

Weather/Track: Sun / Dry

These results are provisional until the conclusion of any judicial and technical matters.

Mallory Park  
 Circuit Length = 1.3500 miles.  
 Start: 9:30 End: 9:45

Clerk of Course:	Stewards:	Timekeeper:
------------------	-----------	-------------

**HSCC/HRSR 'ByBox' Historic Racing Saloons**  
**PRACTICE - LAP ANALYSIS - Mallory Park - 9th August 2009**

<b>8</b>	<b>David DUNELL</b>	Mini Cooper
1 - X:00.000	6 - 1:07.203	
2 - 1:04.346	7 - <b>1:03.486</b>	
3 - 1:30.847	8 - 1:08.351	
4 - 1:07.724		
5 - 1:07.417		
<b>19</b>	<b>Richard CROSS</b>	Triumph 2000 Mk1
1 - X:00.000	6 - 1:05.495	11 - 1:02.749
2 - 1:05.601	7 - 1:05.647	12 - <b>1:02.154</b>
3 - 1:04.775	8 - 1:04.697	13 - 1:02.986
4 - 1:04.726	9 - 1:02.731	14 - 1:02.575
5 - 1:06.234	10 - 1:04.133	
<b>23</b>	<b>Thomas SECKEL</b>	Morris Mini Cooper S
1 - X:00.000	6 - 1:01.017	
2 - 1:05.826	7 - 1:00.709	
3 - 1:03.644	8 - <b>58.959</b>	
4 - 1:01.115		
5 - 1:00.210		
<b>27</b>	<b>Roger COPE</b>	BMW 1800
1 - X:00.000	6 - 59.417	11 - 59.411
2 - 1:01.757	7 - <b>58.163</b>	12 - 58.907
3 - 59.327	8 - 58.431	13 - 58.534
4 - 59.977	9 - 58.794	14 - 58.577
5 - 59.911	10 - 58.487	
<b>32</b>	<b>Mark GARRITT</b>	Alfa Romeo Guilina Sprint GT
1 - X:00.000	6 - 58.047	11 - 57.609
2 - 1:00.452	7 - 58.269	12 - 57.389
3 - 57.751	8 - 58.100	13 - 57.846
4 - 57.956	9 - 56.982	14 - 57.510
5 - <b>56.711</b>	10 - 57.787	15 - 58.280
<b>39</b>	<b>Paul HOPKINSON</b>	Alfa Romeo Guilina Sprint GT
1 - X:00.000	6 - 1:05.610	11 - <b>1:05.440</b>
2 - 1:08.314	7 - 1:06.584	12 - 1:05.532
3 - 1:06.757	8 - 1:05.894	13 - 1:07.044
4 - 1:06.961	9 - 1:06.314	
5 - 1:06.317	10 - 1:06.593	

Weather/Track: Sun / Dry

www.mstworld.com

Page 1 of 4

Mallory Park  
Circuit Length = 1.3500 miles.  
Start: 9:30 End: 9:45

Printed - 09:48 Sunday, 09 August 2009

**HSCC/HRSR 'ByBox' Historic Racing Saloons**  
**PRACTICE - LAP ANALYSIS - Mallory Park - 9th August 2009**  
 (contd.)

<b>45</b>	<b>Tim COX</b>	Austin A40			
1 -	X:00.000	6 -	1:01.396	11 -	<b>59.774</b>
2 -	1:02.230	7 -	1:01.840	12 -	1:00.024
3 -	1:01.914	8 -	1:00.869	13 -	1:01.109
4 -	1:00.875	9 -	1:02.129	14 -	59.951
5 -	1:01.185	10 -	1:01.829	15 -	1:00.507
<b>46</b>	<b>Dan COX</b>	Ford Lotus Cortina			
1 -	X:00.000	6 -	57.610	11 -	57.495
2 -	58.750	7 -	57.197	12 -	56.993
3 -	1:00.028	8 -	57.957	13 -	56.831
4 -	57.992	9 -	1:03.577	14 -	58.883
5 -	57.142	10 -	<b>56.471</b>	15 -	56.578
<b>49</b>	<b>Peter HORE</b>	Ford Lotus Cortina			
1 -	X:00.000	6 -	58.236	11 -	58.273
2 -	1:00.964	7 -	59.170	12 -	58.073
3 -	58.457	8 -	59.411	13 -	<b>57.085</b>
4 -	58.909	9 -	59.303	14 -	57.384
5 -	58.776	10 -	57.872	15 -	57.780
<b>50</b>	<b>Steve READ</b>	Ford Anglia 105E			
1 -	X:00.000	6 -	<b>58.144</b>	11 -	59.512
2 -	1:00.675	7 -	58.609	12 -	59.496
3 -	59.130	8 -	1:00.491	13 -	58.440
4 -	58.974	9 -	58.980	14 -	1:00.669
5 -	58.704	10 -	58.637	15 -	59.597
<b>57</b>	<b>Jonathan GOMM</b>	Ford Lotus Cortina			
1 -	X:00.000	6 -	57.704		
2 -	1:00.253	7 -	1:00.524		
3 -	57.749	8 -	58.355		
4 -	58.070	9 -	<b>57.629</b>		
5 -	58.528	10 -	1:00.288		
<b>61</b>	<b>Brian WEBB</b>	Ford Anglia 105E			
1 -	X:00.000	6 -	1:06.117	11 -	1:01.754
2 -	1:04.797	7 -	1:04.318	12 -	<b>1:00.977</b>
3 -	1:05.678	8 -	1:02.628	13 -	1:01.030
4 -	1:04.641	9 -	1:02.858	14 -	1:01.355
5 -	1:13.311	10 -	1:03.193		

Weather/Track: Sun / Dry

**HSCC/HRSR 'ByBox' Historic Racing Saloons**  
**PRACTICE - LAP ANALYSIS - Mallory Park - 9th August 2009**  
 (contd.)

<b>65</b>	<b>Andrew LAW</b>	Ford Anglia 105E
1 - X:00.000	6 - 1:01.939	11 - 1:02.021
2 - 1:04.109	7 - <b>1:01.781</b>	12 - 1:02.145
3 - 2:48.629	8 - 1:02.205	
4 - 1:13.586	9 - 1:02.794	
5 - 1:02.604	10 - 1:02.757	
<b>80</b>	<b>Mike SMITH</b>	Morris Mini Cooper S
1 - X:00.000	6 - 59.126	
2 - 59.455	7 - 58.995	
3 - <b>57.647</b>		
4 - 58.179		
5 - 59.511		
<b>81</b>	<b>Ed GLAISTER</b>	Ford Anglia 100E
1 - X:00.000	6 - 1:03.043	11 - 1:02.648
2 - 1:02.415	7 - 1:03.097	12 - 1:02.594
3 - 1:03.689	8 - 1:02.325	13 - 1:05.542
4 - 1:04.157	9 - 1:04.700	14 - <b>1:01.697</b>
5 - 1:02.885	10 - 1:03.300	
<b>83</b>	<b>Ian BROWN</b>	Volkswagen Beetle
1 - X:00.000	6 - 1:04.856	11 - 1:07.009
2 - 1:08.899	7 - 1:06.536	12 - <b>1:03.700</b>
3 - 1:06.892	8 - 1:04.645	13 - 1:04.814
4 - 1:06.376	9 - 1:04.535	
5 - 1:05.249	10 - 1:04.793	
<b>85</b>	<b>Roger GODFREY</b>	Austin Cooper S
1 - X:00.000	6 - 1:04.935	
2 - 1:01.833	7 - 1:13.014	
3 - 1:01.498		
4 - <b>59.075</b>		
5 - 1:04.488		
<b>90</b>	<b>Tim BISHOP</b>	DKW 3=6
1 - X:00.000	6 - 1:06.773	11 - 1:06.292
2 - 1:07.864	7 - 1:06.932	12 - <b>1:05.831</b>
3 - 1:07.777	8 - 1:08.324	13 - 1:05.976
4 - 1:07.715	9 - 1:06.162	
5 - 1:06.820	10 - 1:06.065	


Weather/Track: Sun / Dry

**HSCC/HRSR 'ByBox' Historic Racing Saloons**  
**PRACTICE - LAP ANALYSIS - Mallory Park - 9th August 2009**  
 (contd.)

<b>92</b>	<b>Colin GUNTON</b>	Hillman Imp
1 - X:00.000	6 - 1:04.946	11 - 1:02.493
2 - 1:04.300	7 - 1:01.707	12 - 1:02.750
3 - 1:02.052	8 - 1:50.032	13 - 1:01.354
4 - <b>1:01.176</b>	9 - 1:01.558	
5 - 1:06.434	10 - 1:01.593	
<b>95</b>	<b>Shaun HAZLEWOOD</b>	Hillman Imp
1 - X:00.000	6 - 1:03.478	11 - 1:04.574
2 - 1:05.487	7 - 1:02.710	
3 - 1:03.128	8 - 1:01.913	
4 - 1:01.872	9 - <b>1:01.092</b>	
5 - 1:09.768	10 - 1:01.248	
<b>96</b>	<b>Tim BROOK</b>	Austin Mini Cooper
1 - X:00.000	6 - 1:04.255	11 - <b>1:02.027</b>
2 - 1:06.190	7 - 1:04.103	12 - 1:05.379
3 - 1:05.874	8 - 1:02.461	13 - 1:04.731
4 - 1:04.075	9 - 1:05.244	
5 - 1:06.268	10 - 1:02.942	

# HSCC/HRSR 'ByBox' Historic Racing Saloons

## AMENDED GRID FOR RACE 1 - Mallory Park - 9th August 2009

ROW 10	39 HOPKINSON	90 BISHOP
ROW 9	8 DUNELL	83 BROWN
ROW 8	96 BROOK	19 CROSS
ROW 7	81 GLAISTER	65 LAW
ROW 6	95 HAZLEWOOD	92 GUNTON
ROW 5	45 COX	61 WEBB
ROW 4	23 SECKEL	85 GODFREY
ROW 3	50 READ	27 COPE
ROW 2	49 HORE	57 GOMM
ROW 1	46 COX	32 GARRITT
	POLE	
		

Car 80 withdrawn

Weather/Track: Sun / Dry

These results are provisional until the conclusion of any judicial and technical matters.

Mallory Park

Circuit Length = 1.3500 miles.

Start: 9:30 End: 9:45

Clerk of Course:

Stewards:

Timekeeper:

# HSCC/HRSR 'ByBox' Historic Racing Saloons

## RACE 1 CLASSIFICATION - Mallory Park - 9th August 2009

POS	NO	CL	NAME	NAT	ENTRY	TIME	LAPS	GAP	MPH	BEST
1	46	C	Dan COX		Ford Lotus Cortina	15:33.933	16		83.26	56.967
2	49	C	Peter HORE		Ford Lotus Cortina	15:42.048	16	8.115	82.54	57.795
3	57	C	Jonathan GOMM		Ford Lotus Cortina	15:43.026	16	9.093	82.45	57.758
4	32	B	Mark GARRITT		Alfa Romeo Guilia Sprint GT	16:05.192	16	31.259	80.56	58.078
5	50	C	Steve READ		Ford Anglia 105E	16:07.228	16	33.295	80.39	58.997
6	23	K4	Thomas SECKEL		Morris Mini Cooper S	16:28.235	16	54.302	78.68	1:00.120
7	45	E	Tim COX		Austin A40	16:33.582	16	59.649	78.26	59.763
8	95	E	Shaun HAZLEWOOD		Hillman Imp	16:34.557	16	1:00.624	78.18	1:00.768
9	65	C	Andrew LAW		Ford Anglia 105E	15:36.173	15	1 LAP	77.87	59.965
10	92	E	Colin GUNTON		Hillman Imp	15:45.976	15	1 LAP	77.06	1:01.148
11	61	C	Brian WEBB		Ford Anglia 105E	15:46.643	15	1 LAP	77.00	1:01.015
12	39	K3	Paul HOPKINSON		Alfa Romeo Guilia Sprint GT	15:41.474	14	2 LAPS	72.27	1:05.293
13	90	K5	Tim BISHOP		DKW 3=6	15:44.357	14	2 LAPS	72.04	1:05.478
14	83	D	Ian BROWN		Volkswagen Beetle	15:44.486	14	2 LAPS	72.03	1:03.158

### NOT CLASSIFIED

85	D	Roger GODFREY	Austin Cooper S	6:00.008	6	D.N.F.	80.99	57.532
19	B	Richard CROSS	Triumph 2000 Mk1	5:32.684	5	D.N.F.	73.04	1:03.469
81	C	Ed GLAISTER	Ford Anglia 100E	4:35.155	4	D.N.F.	70.65	1:01.241
96	E	Tim BROOK	Austin Mini Cooper	3:29.024	3	D.N.F.	69.75	1:04.123

### FASTEST LAP

46	C	Dan COX	Ford Lotus Cortina	56.967	3	85.31mph	137.29kph
85	D	Roger GODFREY	Austin Cooper S	57.532	4	84.47mph	135.94kph
32	B	Mark GARRITT	Alfa Romeo Guilia Sprint GT	58.078	3	83.68mph	134.67kph
45	E	Tim COX	Austin A40	59.763	15	81.32mph	130.87kph
23	K4	Thomas SECKEL	Morris Mini Cooper S	1:00.120	6	80.83mph	130.09kph
39	K3	Paul HOPKINSON	Alfa Romeo Guilia Sprint GT	1:05.293	2	74.43mph	119.78kph
90	K5	Tim BISHOP	DKW 3=6	1:05.478	12	74.22mph	119.45kph

Weather/Track: Sun / Dry

These results are provisional until the conclusion of any judicial and technical matters.

Mallory Park  
Circuit Length = 1.3500 miles.  
Start: 13:32 End: 13:47

Clerk of Course:	Stewards:	Timekeeper:
------------------	-----------	-------------

# HSCC/HRSR 'ByBox' Historic Racing Saloons

## RACE 1 - LAP ANALYSIS - Mallory Park - 9th August 2009

<b>19</b>	<b>Richard CROSS</b>	Triumph 2000 Mk1			
1 - 1:13.660 2 - 1:03.676 3 - <b>1:03.469</b> 4 - 1:07.107 5 - 1:04.772					
<b>23</b>	<b>Thomas SECKEL</b>	Morris Mini Cooper S			
1 - 1:12.035    6 - <b>1:00.120</b> 11 - 1:01.611    16 - 1:01.485 2 - 1:00.889    7 - 1:00.683    12 - 1:02.289 3 - 1:01.195    8 - 1:00.689    13 - 1:01.381 4 - 1:00.534    9 - 1:00.664    14 - 1:01.022 5 - 1:01.211    10 - 1:00.914    15 - 1:01.513					
<b>32</b>	<b>Mark GARRITT</b>	Alfa Romeo Guilias Sprint GT			
1 - 1:05.578    6 - 58.296    11 - 59.105    16 - 58.581 2 - 58.659    7 - 1:17.974    12 - 58.104 3 - <b>58.078</b> 8 - 58.787    13 - 58.383 4 - 58.426    9 - 58.863    14 - 58.614 5 - 59.628    10 - 59.410    15 - 58.706					
<b>39</b>	<b>Paul HOPKINSON</b>	Alfa Romeo Guilias Sprint GT			
1 - 1:17.685    6 - 1:07.158    11 - 1:05.901 2 - <b>1:05.293</b> 7 - 1:07.776    12 - 1:06.688 3 - 1:05.836    8 - 1:06.114    13 - 1:05.693 4 - 1:07.317    9 - 1:05.540    14 - 1:06.260 5 - 1:08.131    10 - 1:06.082					
<b>45</b>	<b>Tim COX</b>	Austin A40			
1 - 1:12.391    6 - 1:01.878    11 - 1:00.466    16 - 1:01.028 2 - 1:05.849    7 - 1:01.609    12 - 1:00.687 3 - 1:01.597    8 - 1:01.017    13 - 1:00.093 4 - 1:04.465    9 - 59.907    14 - 1:00.041 5 - 1:02.838    10 - 59.953    15 - <b>59.763</b>					
<b>46</b>	<b>Dan COX</b>	Ford Lotus Cortina			
1 - 1:05.965    6 - 57.916    11 - 58.051    16 - 57.504 2 - 57.239    7 - 58.264    12 - 58.105 3 - <b>56.967</b> 8 - 57.728    13 - 57.844 4 - 57.305    9 - 58.233    14 - 57.600 5 - 59.176    10 - 58.001    15 - 58.035					

Weather/Track: Sun / Dry

www.mstworld.com

Page 1 of 3

Mallory Park  
Circuit Length = 1.3500 miles.  
Start: 13:32    End: 13:47

Printed - 13:50 Sunday, 09 August 2009

**HSCC/HRSR 'ByBox' Historic Racing Saloons**  
**RACE 1 - LAP ANALYSIS - Mallory Park - 9th August 2009**  
 (contd.)

<b>49</b>	<b>Peter HORE</b>	Ford Lotus Cortina					
1 -	1:06.816	6 -	58.300	11 -	<b>57.795</b>	16 -	58.495
2 -	58.155	7 -	59.402	12 -	57.925		
3 -	57.974	8 -	58.913	13 -	58.225		
4 -	58.155	9 -	58.087	14 -	57.896		
5 -	58.853	10 -	58.438	15 -	58.619		
<b>50</b>	<b>Steve READ</b>	Ford Anglia 105E					
1 -	1:09.763	6 -	59.868	11 -	1:00.065	16 -	<b>58.997</b>
2 -	59.409	7 -	59.564	12 -	59.730		
3 -	59.209	8 -	1:00.148	13 -	1:00.841		
4 -	59.568	9 -	59.800	14 -	59.347		
5 -	1:01.064	10 -	59.404	15 -	1:00.451		
<b>57</b>	<b>Jonathan GOMM</b>	Ford Lotus Cortina					
1 -	1:07.086	6 -	58.316	11 -	58.004	16 -	58.959
2 -	58.258	7 -	59.039	12 -	58.041		
3 -	58.225	8 -	58.730	13 -	57.897		
4 -	<b>57.758</b>	9 -	58.273	14 -	58.153		
5 -	59.621	10 -	58.081	15 -	58.585		
<b>61</b>	<b>Brian WEBB</b>	Ford Anglia 105E					
1 -	1:11.702	6 -	1:03.976	11 -	1:01.102		
2 -	1:01.547	7 -	1:02.261	12 -	1:01.742		
3 -	1:01.813	8 -	1:02.036	13 -	1:03.161		
4 -	1:04.648	9 -	<b>1:01.015</b>	14 -	1:03.468		
5 -	1:05.136	10 -	1:01.451	15 -	1:01.585		
<b>65</b>	<b>Andrew LAW</b>	Ford Anglia 105E					
1 -	1:13.020	6 -	1:04.122	11 -	1:00.180		
2 -	1:02.066	7 -	1:02.196	12 -	1:00.316		
3 -	1:01.784	8 -	1:01.009	13 -	1:00.630		
4 -	1:04.069	9 -	59.973	14 -	1:01.629		
5 -	1:04.236	10 -	<b>59.965</b>	15 -	1:00.978		
<b>81</b>	<b>Ed GLAISTER</b>	Ford Anglia 100E					
1 -	1:10.987						
2 -	<b>1:01.241</b>						
3 -	1:02.196						
4 -	1:20.731						

Weather/Track: Sun / Dry

**HSCC/HRSR 'ByBox' Historic Racing Saloons**  
**RACE 1 - LAP ANALYSIS - Mallory Park - 9th August 2009**  
 (contd.)

<b>83</b>	<b>Ian BROWN</b>	Volkswagen Beetle	
1 - 1:15.487	6 - 1:07.367	11 - <b>1:03.158</b>	
2 - 1:05.365	7 - 1:07.933	12 - 1:04.140	
3 - 1:08.538	8 - 1:06.283	13 - 1:05.520	
4 - 1:16.997	9 - 1:04.162	14 - 1:05.911	
5 - 1:08.673	10 - 1:04.952		
<b>85</b>	<b>Roger GODFREY</b>	Austin Cooper S	
1 - 1:08.209	6 - 58.409		
2 - 58.063			
3 - 58.364			
4 - <b>57.532</b>			
5 - 59.431			
<b>90</b>	<b>Tim BISHOP</b>	DKW 3=6	
1 - 1:18.530	6 - 1:08.804	11 - 1:06.209	
2 - 1:06.351	7 - 1:06.686	12 - <b>1:05.478</b>	
3 - 1:06.373	8 - 1:06.551	13 - 1:06.219	
4 - 1:07.406	9 - 1:06.332	14 - 1:05.661	
5 - 1:07.763	10 - 1:05.994		
<b>92</b>	<b>Colin GUNTON</b>	Hillman Imp	
1 - 1:12.566	6 - 1:01.462	11 - 1:01.323	
2 - 1:02.189	7 - 1:02.205	12 - 1:01.419	
3 - 1:01.662	8 - 1:01.777	13 - 1:02.552	
4 - 1:10.296	9 - <b>1:01.148</b>	14 - 1:01.443	
5 - 1:02.162	10 - 1:01.167	15 - 1:02.605	
<b>95</b>	<b>Shaun HAZLEWOOD</b>	Hillman Imp	
1 - 1:10.618	6 - 1:02.287	11 - 1:01.430	16 - 1:02.566
2 - 1:00.996	7 - 1:01.675	12 - 1:01.854	
3 - <b>1:00.768</b>	8 - 1:01.330	13 - 1:02.017	
4 - 1:00.769	9 - 1:01.465	14 - 1:02.094	
5 - 1:01.270	10 - 1:01.404	15 - 1:02.014	
<b>96</b>	<b>Tim BROOK</b>	Austin Mini Cooper	
1 - 1:16.145			
2 - <b>1:04.123</b>			
3 - 1:08.756			

Weather/Track: Sun / Dry

www.mstworld.com

Page 3 of 3

Mallory Park  
 Circuit Length = 1.3500 miles.  
 Start: 13:32 End: 13:47

Printed - 13:50 Sunday, 09 August 2009

**HSCC/HRSR 'ByBox' Historic Racing Saloons**  
**RACE 1 - LAP CHART - Mallory Park - 9th August 2009**

Lap 1			Lap 2			Lap 3			Lap 4			Lap 5		
No	Behind	Laptime	No	Behind	Laptime	No	Behind	Laptime	No	Behind	Laptime	No	Behind	Laptime
32		1:05.578	46		57.239	46		56.967	46		57.305	46		59.176
46	0.387	1:05.965	32	1.033	58.659	32	2.144	58.078	32	3.265	58.426	49	3.301	58.853
49	1.238	1:06.816	49	1.767	58.155	49	2.774	57.974	49	3.624	58.155	32	3.717	59.628
57	1.508	1:07.086	57	2.140	58.258	57	3.398	58.225	57	3.851	57.758	57	4.296	59.621
85	2.631	1:08.209	85	3.068	58.063	85	4.465	58.364	85	4.692	57.532	85	4.947	59.431
50	4.185	1:09.763	50	5.968	59.409	50	8.210	59.209	50	10.473	59.568	50	12.361	1:01.064
95	5.040	1:10.618	95	8.410	1:00.996	95	12.211	1:00.768	95	15.675	1:00.769	95	17.769	1:01.270
81	5.409	1:10.987	81	9.024	1:01.241	23	13.948	1:01.195	23	17.177	1:00.534	23	19.212	1:01.211
61	6.124	1:11.702	23	9.720	1:00.889	81	14.253	1:02.196	61	22.234	1:04.648	61	28.194	1:05.136
23	6.457	1:12.035	61	10.045	1:01.547	61	14.891	1:01.813	65	23.463	1:04.069	65	28.523	1:04.236
45	6.813	1:12.391	92	11.551	1:02.189	92	16.246	1:01.662	45	26.826	1:04.465	45	30.488	1:02.838
92	6.988	1:12.566	65	11.882	1:02.066	65	16.699	1:01.784	92	29.237	1:10.296	92	32.223	1:02.162
65	7.442	1:13.020	19	14.132	1:03.676	45	19.666	1:01.597	19	30.436	1:07.107	19	36.032	1:04.772
19	8.082	1:13.660	45	15.036	1:05.849	19	20.634	1:03.469	81	37.679	1:20.731	39	47.610	1:08.131
83	9.909	1:15.487	96	17.064	1:04.123	39	28.643	1:05.836	39	38.655	1:07.317	90	49.771	1:07.763
96	10.567	1:16.145	83	17.648	1:05.365	96	28.853	1:08.756	90	41.184	1:07.406			
39	12.107	1:17.685	39	19.774	1:05.293	83	29.219	1:08.538	83	48.911	1:16.997			
90	12.952	1:18.530	90	21.677	1:06.351	90	31.083	1:06.373						

Weather/Track: Sun / Dry

www.mstworld.com

Page 1 of 4

Mallory Park  
Circuit Length = 1.3500 miles.  
Start: 13:32 End: 13:47

Printed - 13:50 Sunday, 09 August 2009

**HSCC/HRSR 'ByBox' Historic Racing Saloons**  
**RACE 1 - LAP CHART - Mallory Park - 9th August 2009**  
 (contd.)

Lap 6			Lap 7			Lap 8			Lap 9			Lap 10		
No	Behind	Laptime	No	Behind	Laptime	No	Behind	Laptime	No	Behind	Laptime	No	Behind	Laptime
46		57.916	46		58.264	46		57.728	46		58.233	46		58.001
83	1 LAP	1:08.673	90	1 LAP	1:08.804	49	6.008	58.913	49	5.862	58.087	49	6.299	58.438
49	3.685	58.300	49	4.823	59.402	57	6.473	58.730	57	6.513	58.273	57	6.593	58.081
32	4.097	58.296	57	5.471	59.039	39	1 LAP	1:07.776	39	1 LAP	1:06.114	50	21.003	59.404
57	4.696	58.316	83	1 LAP	1:07.367	90	1 LAP	1:06.686	50	19.600	59.800	39	1 LAP	1:05.540
85	5.440	58.409	50	15.613	59.564	50	18.033	1:00.148	90	1 LAP	1:06.551	32	26.905	59.410
50	14.313	59.868	32	23.807	1:17.974	83	1 LAP	1:07.933	32	25.496	58.863	90	1 LAP	1:06.332
23	21.416	1:00.120	23	23.835	1:00.683	32	24.866	58.787	83	1 LAP	1:06.283	23	32.140	1:00.914
95	22.140	1:02.287	95	25.551	1:01.675	23	26.796	1:00.689	23	29.227	1:00.664	83	1 LAP	1:04.162
61	34.254	1:03.976	45	37.795	1:01.609	95	29.153	1:01.330	95	32.385	1:01.465	95	35.788	1:01.404
45	34.450	1:01.878	61	38.251	1:02.261	45	41.084	1:01.017	45	42.758	59.907	45	44.710	59.953
65	34.729	1:04.122	65	38.661	1:02.196	65	41.942	1:01.009	65	43.682	59.973	65	45.646	59.965
92	35.769	1:01.462	92	39.710	1:02.205	61	42.559	1:02.036	61	45.341	1:01.015	61	48.791	1:01.451
39	56.852	1:07.158				92	43.759	1:01.777	92	46.674	1:01.148	92	49.840	1:01.167

Weather/Track: Sun / Dry

www.mstworld.com

Mallory Park  
 Circuit Length = 1.3500 miles.  
 Start: 13:32 End: 13:47

**HSCC/HRSR 'ByBox' Historic Racing Saloons**  
**RACE 1 - LAP CHART - Mallory Park - 9th August 2009**  
 (contd.)

Lap 11			Lap 12			Lap 13			Lap 14			Lap 15		
No	Behind	Laptime	No	Behind	Laptime	No	Behind	Laptime	No	Behind	Laptime	No	Behind	Laptime
46		58.051	46		58.105	46		57.844	46		57.600	46		58.035
49	6.043	57.795	49	5.863	57.925	49	6.244	58.225	61	1 LAP	1:03.161	83	2 LAPS	1:05.520
57	6.546	58.004	57	6.482	58.041	57	6.535	57.897	92	1 LAP	1:02.552	90	2 LAPS	1:06.219
50	23.017	1:00.065	50	24.642	59.730	50	27.639	1:00.841	49	6.540	57.896	92	1 LAP	1:01.443
32	27.959	59.105	32	27.958	58.104	32	28.497	58.383	57	7.088	58.153	49	7.124	58.619
39	1 LAP	1:06.082	39	1 LAP	1:05.901	23	43.421	1:01.381	50	29.386	59.347	57	7.638	58.585
23	35.700	1:01.611	23	39.884	1:02.289	95	47.089	1:02.017	32	29.511	58.614	61	1 LAP	1:03.468
90	1 LAP	1:05.994	95	42.916	1:01.854	39	1 LAP	1:06.688	23	46.843	1:01.022	32	30.182	58.706
95	39.167	1:01.430	90	1 LAP	1:06.209	90	1 LAP	1:05.478	95	51.583	1:02.094	50	31.802	1:00.451
83	1 LAP	1:04.952	83	1 LAP	1:03.158	45	51.956	1:00.093	45	54.397	1:00.041	23	50.321	1:01.513
45	47.125	1:00.466	45	49.707	1:00.687	83	1 LAP	1:04.140	65	56.801	1:01.629	95	55.562	1:02.014
65	47.775	1:00.180	65	49.986	1:00.316	65	52.772	1:00.630	39	1 LAP	1:05.693	45	56.125	59.763
61	51.842	1:01.102	61	55.479	1:01.742									
92	53.112	1:01.323	92	56.426	1:01.419									

Weather/Track: Sun / Dry

www.mstworld.com

Page 3 of 4

Mallory Park  
 Circuit Length = 1.3500 miles.  
 Start: 13:32 End: 13:47

Printed - 13:50 Sunday, 09 August 2009

**HSCC/HRSR 'ByBox' Historic Racing Saloons**  
**RACE 1 - LAP CHART - Mallory Park - 9th August 2009**  
 (contd.)

Lap 16			Lap 17			Lap 18			Lap 19			Lap 20		
No	Behind	Laptime	No	Behind	Laptime	No	Behind	Laptime	No	Behind	Laptime	No	Behind	Laptime
46		57.504												
65	1 LAP	1:00.978												
39	2 LAPS	1:06.260												
49	8.115	58.495												
57	9.093	58.959												
90	2 LAPS	1:05.661												
83	2 LAPS	1:05.911												
92	1 LAP	1:02.605												
61	1 LAP	1:01.585												
32	31.259	58.581												
50	33.295	58.997												
23	54.302	1:01.485												
45	59.649	1:01.028												
95	1:00.624	1:02.566												

Weather/Track: Sun / Dry

**HSCC 'Grandstand Sports Tours' Formula Ford supported by Avon Tyres  
PRACTICE FOR RACE 2 - Mallory Park - 9th August 2009**

POS	NO	CL	NAME	NAT	ENTRY	TIME	LAPS	GAP	MPH
1	51		Simon HADFIELD		Lotus 51	50.125	18		96.95
2	11		Westie MITCHELL		Merlyn Mk20	50.428	18	0.303	96.37
3	7		Amanda WHITAKER		Elden Mk8	50.573	14	0.448	96.09
4	79		Diogo FERRAO		Merlyn Mk20	50.784	18	0.659	95.69
5	32		Robert WAINWRIGHT		Elden Mk8	50.800	17	0.675	95.66
6	2		Simon MOULTON		Merlyn Mk20A	51.000	17	0.875	95.29
7	88		Derek RODGERS		Merlyn Mk11A	51.022	17	0.897	95.25
8	57		David WILD		Lola T200	51.036	17	0.911	95.22
9	82		Thomas ARME		Alexis Mk18	51.037	17	0.912	95.22
10	60		Derek BUCKTON		Elden Mk8	51.230	17	1.105	94.86
11	33		Andy WILLIS		Lola T200	51.518	15	1.393	94.33
12	54		Alex MEEK		Merlyn Mk20A	51.590	17	1.465	94.20
13	92		Simon TOYNE		Lola T200	51.623	17	1.498	94.14
14	38		John HAYES-HARLOW		Elden Mk 8/10	51.777	16	1.652	93.86
15	8		Andrew MANSELL		Merlyn Mk11A	51.951	16	1.826	93.55
16	56		Alan FAIRBROTHER		Merlyn Mk20	52.536	17	2.411	92.50
17	27		Dick DIXON		Lotus 61	52.570	14	2.445	92.44
18	40		Peter LAVENDER		Merlyn Mk11A/17	52.610	16	2.485	92.37
19	71		Philip GREEN		Merlyn Mk20AS	53.655	16	3.530	90.57
20	28		Michael WALES		Merlyn Mk20	53.844	16	3.719	90.26
21	44		John BLADON		Merlyn Mk11A	53.873	16	3.748	90.21
22	31		Roy SIERGIEJEW		Merlyn Mk17	54.641	16	4.516	88.94
23	20		Nick TART		March 708	56.098	15	5.973	86.63
24	29		Amanda HADFIELD		Merlyn Mk20	57.773	15	7.648	84.12

Weather/Track: Sun / Dry

These results are provisional until the conclusion of any judicial and technical matters.

Mallory Park  
Circuit Length = 1.3500 miles.  
Start: 9:50 End: 10:05

Clerk of Course:	Stewards:	Timekeeper:
------------------	-----------	-------------

**HSCC 'Grandstand Sports Tours' Formula Ford supported by Avon Tyres  
PRACTICE - LAP ANALYSIS - Mallory Park - 9th August 2009**

<b>2</b>	<b>Simon MOULTON</b>	Merlyn Mk20A					
1 -	6:44.381	6 -	52.730	11 -	52.424	16 -	53.049
2 -	52.555	7 -	51.469	12 -	51.801	17 -	51.361
3 -	51.580	8 -	52.832	13 -	52.798		
4 -	<b>51.000</b>	9 -	52.410	14 -	51.716		
5 -	51.281	10 -	55.630	15 -	52.143		
<b>7</b>	<b>Amanda WHITAKER</b>	Elden Mk8					
1 -	6:43.263	6 -	51.812	11 -	59.823		
2 -	51.797	7 -	51.130	12 -	3:33.124		
3 -	51.018	8 -	51.263	13 -	50.728		
4 -	50.819	9 -	56.320	14 -	51.721		
5 -	<b>50.573</b>	10 -	1:03.082				
<b>8</b>	<b>Andrew MANSELL</b>	Merlyn Mk11A					
1 -	7:17.436	6 -	52.410	11 -	53.467	16 -	52.346
2 -	58.018	7 -	52.365	12 -	53.963		
3 -	54.512	8 -	53.221	13 -	<b>51.951</b>		
4 -	53.584	9 -	53.431	14 -	53.889		
5 -	52.097	10 -	1:16.897	15 -	53.436		
<b>11</b>	<b>Westie MITCHELL</b>	Merlyn Mk20					
1 -	6:40.992	6 -	51.562	11 -	51.228	16 -	51.023
2 -	51.368	7 -	50.555	12 -	50.437	17 -	50.540
3 -	50.501	8 -	52.907	13 -	51.456	18 -	<b>50.428</b>
4 -	52.116	9 -	52.563	14 -	50.480		
5 -	51.283	10 -	51.226	15 -	50.466		
<b>20</b>	<b>Nick TART</b>	March 708					
1 -	7:18.553	6 -	58.295	11 -	57.336		
2 -	1:00.046	7 -	56.591	12 -	58.281		
3 -	1:00.084	8 -	58.725	13 -	<b>56.098</b>		
4 -	58.546	9 -	57.595	14 -	56.186		
5 -	57.791	10 -	57.686	15 -	57.531		
<b>27</b>	<b>Dick DIXON</b>	Lotus 61					
1 -	7:16.031	6 -	52.722	11 -	52.823		
2 -	56.182	7 -	53.202	12 -	53.023		
3 -	54.796	8 -	53.797	13 -	54.502		
4 -	53.076	9 -	53.535	14 -	53.192		
5 -	<b>52.570</b>	10 -	53.493				

Weather/Track: Sun / Dry

www.mstworld.com

Page 1 of 4

Mallory Park  
Circuit Length = 1.3500 miles.  
Start: 9:50 End: 10:05

Printed - 10:08 Sunday, 09 August 2009

**HSCC 'Grandstand Sports Tours' Formula Ford supported by Avon Tyres**  
**PRACTICE - LAP ANALYSIS - Mallory Park - 9th August 2009**  
 (contd.)

<b>28</b>	<b>Michael WALES</b>	Merlyn Mk20					
1 -	6:51.105	6 -	54.309	11 -	54.601	16 -	55.002
2 -	57.787	7 -	54.738	12 -	55.576		
3 -	56.306	8 -	55.459	13 -	54.811		
4 -	55.351	9 -	54.807	14 -	54.499		
5 -	55.713	10 -	<b>53.844</b>	15 -	54.793		
<b>29</b>	<b>Amanda HADFIELD</b>	Merlyn Mk20					
1 -	7:11.099	6 -	58.435	11 -	1:01.421		
2 -	57.851	7 -	<b>57.773</b>	12 -	1:00.606		
3 -	59.292	8 -	59.601	13 -	59.439		
4 -	58.793	9 -	57.800	14 -	59.441		
5 -	59.428	10 -	59.011	15 -	58.047		
<b>31</b>	<b>Roy SIERGIEJEV</b>	Merlyn Mk17					
1 -	6:55.483	6 -	55.623	11 -	54.722	16 -	54.796
2 -	57.891	7 -	<b>54.641</b>	12 -	55.741		
3 -	56.416	8 -	55.660	13 -	55.081		
4 -	56.070	9 -	55.049	14 -	55.163		
5 -	55.555	10 -	57.256	15 -	54.875		
<b>32</b>	<b>Robert WAINWRIGHT</b>	Elden Mk8					
1 -	6:57.791	6 -	51.895	11 -	51.470	16 -	51.910
2 -	53.367	7 -	51.533	12 -	52.328	17 -	51.901
3 -	52.125	8 -	51.616	13 -	50.981		
4 -	52.375	9 -	51.653	14 -	51.550		
5 -	52.747	10 -	51.107	15 -	<b>50.800</b>		
<b>33</b>	<b>Andy WILLIS</b>	Lola T200					
1 -	6:52.983	6 -	52.618	11 -	53.572		
2 -	56.107	7 -	52.733	12 -	52.311		
3 -	53.628	8 -	52.028	13 -	52.290		
4 -	53.115	9 -	51.923	14 -	52.392		
5 -	52.066	10 -	<b>51.518</b>	15 -	51.661		
<b>38</b>	<b>John HAYES-HARLOW</b>	Elden Mk 8/10					
1 -	6:54.132	6 -	52.861	11 -	56.813	16 -	1:03.541
2 -	54.938	7 -	<b>51.777</b>	12 -	57.075		
3 -	53.491	8 -	53.013	13 -	58.582		
4 -	53.592	9 -	54.024	14 -	1:00.218		
5 -	53.176	10 -	55.469	15 -	1:00.951		

Weather/Track: Sun / Dry

www.mstworld.com

Page 2 of 4

Mallory Park  
 Circuit Length = 1.3500 miles.  
 Start: 9:50 End: 10:05

Printed - 10:08 Sunday, 09 August 2009

**HSCC 'Grandstand Sports Tours' Formula Ford supported by Avon Tyres**  
**PRACTICE - LAP ANALYSIS - Mallory Park - 9th August 2009**  
 (contd.)

<b>40</b>	<b>Peter LAVENDER</b>	Merlyn Mk11A/17					
1 -	7:14.106	6 -	52.975	11 -	53.183	16 -	53.580
2 -	55.577	7 -	52.973	12 -	52.746		
3 -	55.266	8 -	53.793	13 -	54.397		
4 -	53.479	9 -	53.783	14 -	<b>52.610</b>		
5 -	53.091	10 -	53.345	15 -	52.883		
<b>44</b>	<b>John BLADON</b>	Merlyn Mk11A					
1 -	7:07.937	6 -	53.980	11 -	55.091	16 -	54.775
2 -	54.599	7 -	55.485	12 -	54.967		
3 -	55.526	8 -	58.450	13 -	54.305		
4 -	54.446	9 -	54.449	14 -	<b>53.873</b>		
5 -	55.116	10 -	54.456	15 -	55.266		
<b>51</b>	<b>Simon HADFIELD</b>	Lotus 51					
1 -	6:45.946	6 -	50.942	11 -	50.699	16 -	50.693
2 -	51.660	7 -	50.650	12 -	50.863	17 -	50.436
3 -	50.513	8 -	50.746	13 -	51.419	18 -	50.741
4 -	50.469	9 -	52.096	14 -	50.895		
5 -	<b>50.125</b>	10 -	51.308	15 -	50.621		
<b>54</b>	<b>Alex MEEK</b>	Merlyn Mk20A					
1 -	6:51.514	6 -	52.307	11 -	52.578	16 -	52.100
2 -	59.439	7 -	52.715	12 -	52.337	17 -	53.928
3 -	54.778	8 -	52.312	13 -	51.732		
4 -	53.831	9 -	52.161	14 -	<b>51.590</b>		
5 -	53.055	10 -	53.718	15 -	52.657		
<b>56</b>	<b>Alan FAIRBROTHER</b>	Merlyn Mk20					
1 -	7:06.992	6 -	53.767	11 -	53.965	16 -	53.020
2 -	55.112	7 -	53.163	12 -	55.866	17 -	53.288
3 -	53.856	8 -	52.635	13 -	53.418		
4 -	53.550	9 -	53.475	14 -	53.739		
5 -	<b>52.536</b>	10 -	53.237	15 -	53.872		
<b>57</b>	<b>David WILD</b>	Lola T200					
1 -	7:11.285	6 -	51.849	11 -	52.017	16 -	52.104
2 -	51.866	7 -	51.377	12 -	51.886	17 -	51.495
3 -	51.806	8 -	51.497	13 -	51.624		
4 -	51.050	9 -	51.640	14 -	51.544		
5 -	<b>51.036</b>	10 -	52.000	15 -	52.846		

Weather/Track: Sun / Dry

www.mstworld.com

Page 3 of 4

Mallory Park  
 Circuit Length = 1.3500 miles.  
 Start: 9:50 End: 10:05

Printed - 10:08 Sunday, 09 August 2009

**HSCC 'Grandstand Sports Tours' Formula Ford supported by Avon Tyres**  
**PRACTICE - LAP ANALYSIS - Mallory Park - 9th August 2009**  
 (contd.)

<b>60</b>	<b>Derek BUCKTON</b>	Elden Mk8					
1 -	6:44.848	6 -	51.700	11 -	52.282	16 -	52.063
2 -	52.634	7 -	<b>51.230</b>	12 -	52.309	17 -	51.580
3 -	51.702	8 -	52.648	13 -	51.999		
4 -	51.492	9 -	51.832	14 -	51.961		
5 -	52.759	10 -	52.706	15 -	53.632		
<b>71</b>	<b>Philip GREEN</b>	Merlyn Mk20AS					
1 -	7:21.243	6 -	<b>53.655</b>	11 -	55.968	16 -	53.814
2 -	54.901	7 -	55.154	12 -	54.169		
3 -	54.207	8 -	54.131	13 -	54.442		
4 -	54.901	9 -	54.737	14 -	54.291		
5 -	55.422	10 -	56.763	15 -	54.401		
<b>79</b>	<b>Diogo FERRAO</b>	Merlyn Mk20					
1 -	6:41.828	6 -	52.007	11 -	52.307	16 -	52.425
2 -	52.439	7 -	50.833	12 -	51.511	17 -	51.757
3 -	51.765	8 -	51.079	13 -	51.888	18 -	52.379
4 -	51.533	9 -	52.629	14 -	52.451		
5 -	<b>50.784</b>	10 -	51.395	15 -	51.578		
<b>82</b>	<b>Thomas ARME</b>	Alexis Mk18					
1 -	6:55.853	6 -	51.473	11 -	51.341	16 -	52.521
2 -	54.406	7 -	52.231	12 -	51.596	17 -	52.415
3 -	54.460	8 -	51.142	13 -	51.350		
4 -	51.890	9 -	51.723	14 -	<b>51.037</b>		
5 -	52.837	10 -	51.319	15 -	51.094		
<b>88</b>	<b>Derek RODGERS</b>	Merlyn Mk11A					
1 -	7:15.531	6 -	51.645	11 -	52.612	16 -	51.424
2 -	53.273	7 -	51.331	12 -	51.781	17 -	<b>51.022</b>
3 -	52.443	8 -	51.564	13 -	51.813		
4 -	52.295	9 -	52.178	14 -	51.359		
5 -	52.186	10 -	52.245	15 -	51.307		
<b>92</b>	<b>Simon TOYNE</b>	Lola T200					
1 -	7:16.868	6 -	51.686	11 -	52.011	16 -	51.702
2 -	53.583	7 -	52.117	12 -	51.918	17 -	<b>51.623</b>
3 -	54.726	8 -	52.228	13 -	51.816		
4 -	52.546	9 -	51.918	14 -	51.728		
5 -	52.615	10 -	52.019	15 -	51.754		

Weather/Track: Sun / Dry


www.mstworld.com

Page 4 of 4

Mallory Park  
 Circuit Length = 1.3500 miles.  
 Start: 9:50 End: 10:05

Printed - 10:08 Sunday, 09 August 2009

**HSCC 'Grandstand Sports Tours' Formula Ford supported by Avon Tyres  
AMENDED GRID FOR RACE 2 - Mallory Park - 9th August 2009**

ROW 12	20   TART	29   HADFIELD
ROW 11	44   BLADON	31   SIERGIEJEW
ROW 10	71   GREEN	28   WALES
ROW 9	27   DIXON	40   LAVENDER
ROW 8	8   MANSELL	56   FAIRBROTHER
ROW 7	92   TOYNE	38   HAYES-HARLOW
ROW 6	33   WILLIS	54   MEEK
ROW 5	82   ARME	60   BUCKTON
ROW 4	88   RODGERS	57   WILD
ROW 3	32   WAINWRIGHT	2   MOULTON
ROW 2	7   WHITAKER	79   FERRAO
ROW 1	51   HADFIELD	11   MITCHELL
	<b>POLE</b>	
		

**Weather/Track: Sun / Dry**

**These results are provisional until the conclusion of any judicial and technical matters.**

Mallory Park  
Circuit Length = 1.3500 miles.  
Start: 9:50 End: 10:05

Clerk of Course:	Stewards:	Timekeeper:
------------------	-----------	-------------



Mallory Park 9 August 2009

Race 2 – Historic Formula Ford

No result, Race Abandoned.

**HSCC Historic Road Sports**  
**PRACTICE FOR RACE 3 - Mallory Park - 9th August 2009**

POS	NO	CL	NAME	NAT	ENTRY	TIME	LAPS	GAP	MPH
1	84	C	Andrew MARLER		Lotus Elan	54.486	15		89.19
2	54	C	Martin HALLIDAY		Lotus Seven S3	54.830	16	0.344	88.63
3	72	C	Jim GATHERCOLE		Lotus Elan Plus 2	55.013	11	0.527	88.34
4	46	C	Paul TOOMS		Lotus Elan S4	55.452	7	0.966	87.64
5	69	C	Andy SHEPHERD		Lotus Seven S2	55.511	12	1.025	87.55
6	52	C	Justin MURPHY		Ginetta G4	56.200	12	1.714	86.47
7	1	B	Colin SHARP		Triumph TR5	56.497	15	2.011	86.02
8	15	B	Mike EAGLES	TR	Milan GT Mk1	56.703	15	2.217	85.71
9	3	A	Martin EDRIDGE		Ford Mustang	57.846	11	3.360	84.01
10	78	B	Jonathon RUSHTON		Morgan Plus 4	58.048	15	3.562	83.72
11	87	C	Bill SMITH		Marcos 1600GT	58.736	15	4.250	82.74
12	7	C	Adrian MOSSOP		Piper GTT	59.108	14	4.622	82.22
13	71	E	Dick COFFEY		Turner Mk1	1:00.307	4	5.821	80.58
14	50	C	Rachel WATTS		Lotus Elan	1:01.339	14	6.853	79.23
15	91	F	Richard OWEN		Triumph TR2	1:02.197	11	7.711	78.13
16	37	D	Mervyn SELWYN	TR	Porsche 911S	1:05.330	13	10.844	74.39

TR = No working transponder

Weather/Track: Sun / Dry

These results are provisional until the conclusion of any judicial and technical matters.

Mallory Park

Circuit Length = 1.3500 miles.

Start: 10:11 End: 10:26

Clerk of Course:	Stewards:	Timekeeper:
------------------	-----------	-------------

# HSCC Historic Road Sports

## PRACTICE - LAP ANALYSIS - Mallory Park - 9th August 2009

<b>1</b>	<b>Colin SHARP</b>				Triumph TR5
1 -	X:00.000	6 -	57.238	11 -	57.046
2 -	1:03.441	7 -	57.907	12 -	57.057
3 -	1:01.997	8 -	57.176	13 -	58.841
4 -	58.878	9 -	57.194	14 -	59.283
5 -	58.131	10 -	<b>56.497</b>	15 -	56.676
<b>3</b>	<b>Martin EDRIDGE</b>				Ford Mustang
1 -	X:00.000	6 -	59.421	11 -	1:27.416
2 -	1:09.128	7 -	58.475		
3 -	59.411	8 -	58.092		
4 -	58.849	9 -	<b>57.846</b>		
5 -	59.057	10 -	58.004		
<b>7</b>	<b>Adrian MOSSOP</b>				Piper GTT
1 -	X:00.000	6 -	59.654	11 -	59.982
2 -	1:01.009	7 -	1:00.416	12 -	1:06.949
3 -	1:03.204	8 -	59.292	13 -	1:00.457
4 -	59.508	9 -	1:00.563	14 -	<b>59.108</b>
5 -	59.121	10 -	1:00.826		
<b>15</b>	<b>Mike EAGLES</b>			TR	Milan GT Mk1
1 -	X:00.000	6 -	59.117	11 -	<b>56.703</b>
2 -	1:10.181	7 -	58.429	12 -	57.793
3 -	59.859	8 -	57.916	13 -	58.512
4 -	58.997	9 -	59.124	14 -	57.103
5 -	58.999	10 -	59.494	15 -	58.047
<b>37</b>	<b>Mervyn SELWYN</b>			TR	Porsche 911S
1 -	X:00.000	6 -	1:06.622	11 -	1:05.522
2 -	1:10.227	7 -	1:05.602	12 -	1:05.494
3 -	1:12.354	8 -	<b>1:05.330</b>	13 -	1:05.591
4 -	1:08.977	9 -	1:06.051		
5 -	1:07.122	10 -	1:09.437		
<b>46</b>	<b>Paul TOOMS</b>				Lotus Elan S4
1 -	X:00.000	6 -	<b>55.452</b>		
2 -	1:00.288	7 -	1:07.500		
3 -	57.082				
4 -	55.838				
5 -	56.195				

TR = No working transponder  
Weather/Track: Sun / Dry

# HSCC Historic Road Sports

## PRACTICE - LAP ANALYSIS - Mallory Park - 9th August 2009

(contd.)

<b>50</b>	<b>Rachel WATTS</b>	Lotus Elan	
1 - X:00.000	6 - 1:01.793	11 - 1:04.730	
2 - 1:05.532	7 - 1:02.899	12 - 1:03.686	
3 - 1:05.309	8 - <b>1:01.339</b>	13 - 1:02.373	
4 - 1:03.983	9 - 1:11.927	14 - 1:02.270	
5 - 1:02.613	10 - 1:02.659		
<b>52</b>	<b>Justin MURPHY</b>	Ginetta G4	
1 - X:00.000	6 - 1:07.666	11 - 56.342	
2 - 1:02.905	7 - 57.077	12 - 1:19.516	
3 - 57.464	8 - 56.790		
4 - 57.127	9 - <b>56.200</b>		
5 - 56.217	10 - 56.265		
<b>54</b>	<b>Martin HALLIDAY</b>	Lotus Seven S3	
1 - X:00.000	6 - 59.324	11 - 56.575	16 - 56.994
2 - 56.822	7 - 1:01.574	12 - 57.657	
3 - 56.024	8 - 58.486	13 - 55.996	
4 - 55.420	9 - <b>54.830</b>	14 - 55.578	
5 - 59.984	10 - 55.317	15 - 56.174	
<b>69</b>	<b>Andy SHEPHERD</b>	Lotus Seven S2	
1 - X:00.000	6 - 56.873	11 - 55.961	
2 - 1:11.257	7 - 58.674	12 - 56.373	
3 - 1:04.791	8 - 55.843		
4 - 58.918	9 - <b>55.511</b>		
5 - 56.930	10 - 56.383		
<b>71</b>	<b>Dick COFFEY</b>	Turner Mk1	
1 - X:00.000			
2 - 1:09.645			
3 - <b>1:00.307</b>			
4 - 1:01.365			
<b>72</b>	<b>Jim GATHERCOLE</b>	Lotus Elan Plus 2	
1 - X:00.000	6 - 57.056	11 - 1:02.510	
2 - 1:59.437	7 - 56.611		
3 - 55.697	8 - <b>55.013</b>		
4 - 55.786	9 - 56.733		
5 - 55.409	10 - 1:06.960		

TR = No working transponder  
Weather/Track: Sun / Dry

## HSCC Historic Road Sports


### PRACTICE - LAP ANALYSIS - Mallory Park - 9th August 2009

(contd.)

<b>78</b>	<b>Jonathon RUSHTON</b>	Morgan Plus 4
1 - X:00.000	6 - 59.020	11 - 1:00.237
2 - 1:03.840	7 - 58.995	12 - 58.788
3 - 1:03.412	8 - 58.591	13 - 58.385
4 - 59.874	9 - <b>58.048</b>	14 - 58.693
5 - 59.455	10 - 1:00.700	15 - 59.120
<b>84</b>	<b>Andrew MARLER</b>	Lotus Elan
1 - X:00.000	6 - 2:04.082	11 - 54.939
2 - 56.508	7 - 55.351	12 - 55.018
3 - 55.399	8 - 54.693	13 - 55.320
4 - 54.952	9 - 54.921	14 - 58.345
5 - 1:02.090	10 - 55.791	15 - <b>54.486</b>
<b>87</b>	<b>Bill SMITH</b>	Marcos 1600GT
1 - X:00.000	6 - 1:00.548	11 - 59.504
2 - 1:04.772	7 - 1:00.745	12 - 1:00.435
3 - 1:00.749	8 - <b>58.736</b>	13 - 1:01.488
4 - 1:00.681	9 - 59.783	14 - 1:00.400
5 - 59.544	10 - 59.358	15 - 59.495
<b>91</b>	<b>Richard OWEN</b>	Triumph TR2
1 - X:00.000	6 - 1:02.359	11 - 1:03.826
2 - 1:11.249	7 - 1:04.204	
3 - 1:03.478	8 - <b>1:02.197</b>	
4 - 1:02.536	9 - 1:03.021	
5 - 1:04.594	10 - 1:03.280	

TR = No working transponder  
Weather/Track: Sun / Dry

**HSCC Historic Road Sports**  
**GRID FOR RACE 3 - Mallory Park - 9th August 2009**

ROW 8	91 OWEN	37 SELWYN
ROW 7	71 COFFEY	50 WATTS
ROW 6	87 SMITH	7 MOSSOP
ROW 5	3 EDRIDGE	78 RUSHTON
ROW 4	1 SHARP	15 EAGLES
ROW 3	69 SHEPHERD	52 MURPHY
ROW 2	72 GATHERCOLE	46 TOOMS
ROW 1	84 MARLER	54 HALLIDAY
	POLE	
		

TR = No working transponder

Weather/Track: Sun / Dry

These results are provisional until the conclusion of any judicial and technical matters.

Mallory Park

Circuit Length = 1.3500 miles.

Start: 10:11 End: 10:26

Clerk of Course:	Stewards:	Timekeeper:
------------------	-----------	-------------

# HSCC Historic Road Sports

## RACE 3 CLASSIFICATION - Mallory Park - 9th August 2009

POS	NO	CL	NAME	NAT	ENTRY	TIME	LAPS	GAP	MPH	BEST
1	84	C	Andrew MARLER		Lotus Elan	10:12.492	11		87.28	54.657
2	54	C	Martin HALLIDAY		Lotus Seven S3	10:13.835	11	1.343	87.09	54.759
3	46	C	Paul TOOMS		Lotus Elan S4	10:18.872	11	6.380	86.38	54.914
4	69	C	Andy SHEPHERD		Lotus Seven S2	10:24.394	11	11.902	85.61	55.466
5	72	C	Jim GATHERCOLE		Lotus Elan Plus 2	10:33.602	11	21.110	84.37	55.604
6	15	B	Mike EAGLES		Milan GT Mk1	10:37.761	11	25.269	83.82	56.608
7	1	B	Colin SHARP		Triumph TR5	10:40.003	11	27.511	83.53	56.618
8	52	C	Justin MURPHY		Ginetta G4	10:52.995	11	40.503	81.86	56.972
9	87	C	Bill SMITH		Marcos 1600GT	11:02.455	11	49.963	80.70	58.795
10	78	B	Jonathon RUSHTON		Morgan Plus 4	11:03.429	11	50.937	80.58	58.557
11	7	C	Adrian MOSSOP		Piper GTT	11:03.945	11	51.453	80.51	58.740
12	91	F	Richard OWEN		Triumph TR2	10:55.786	10	1 LAP	74.11	1:02.929
13	37	D	Mervyn SELWYN		Porsche 911S	11:14.093	10	1 LAP	72.09	1:05.159

### NOT CLASSIFIED

50	C	Rachel WATTS	Lotus Elan			0	D.N.F.	N/A
----	---	--------------	------------	--	--	---	--------	-----

### FASTEST LAP

84	C	Andrew MARLER	Lotus Elan			54.657	11	88.91mph	143.10kph
15	B	Mike EAGLES	Milan GT Mk1			56.608	2	85.85mph	138.16kph
91	F	Richard OWEN	Triumph TR2			1:02.929	7	77.23mph	124.28kph
37	D	Mervyn SELWYN	Porsche 911S			1:05.159	10	74.58mph	120.03kph

Weather/Track: Sun / Dry

These results are provisional until the conclusion of any judicial and technical matters.

Mallory Park  
Circuit Length = 1.3500 miles.  
Start: 15:57 End: 16:07

Clerk of Course:	Stewards:	Timekeeper:
------------------	-----------	-------------

# HSCC Historic Road Sports

## PRACTICE - LAP ANALYSIS - Mallory Park - 9th August 2009

<b>1</b>	<b>Colin SHARP</b>	Triumph TR5
1 - 1:07.500	6 - 57.005	11 - 57.101
2 - 57.801	7 - <b>56.618</b>	
3 - 57.767	8 - 57.291	
4 - 57.400	9 - 56.936	
5 - 57.844	10 - 56.740	
<b>7</b>	<b>Adrian MOSSOP</b>	Piper GTT
1 - 1:07.687	6 - 59.311	11 - 58.745
2 - 59.163	7 - 59.466	
3 - 59.695	8 - <b>58.740</b>	
4 - 59.687	9 - 1:00.511	
5 - 1:00.505	10 - 1:00.435	
<b>15</b>	<b>Mike EAGLES</b>	Milan GT Mk1
1 - 1:04.754	6 - 57.159	11 - 56.805
2 - <b>56.608</b>	7 - 57.108	
3 - 57.319	8 - 56.863	
4 - 57.399	9 - 57.725	
5 - 58.937	10 - 57.084	
<b>37</b>	<b>Mervyn SELWYN</b>	Porsche 911S
1 - 1:16.931	6 - 1:06.775	
2 - 1:05.689	7 - 1:06.642	
3 - 1:06.331	8 - 1:05.810	
4 - 1:05.644	9 - 1:07.901	
5 - 1:07.211	10 - <b>1:05.159</b>	
<b>46</b>	<b>Paul TOOMS</b>	Lotus Elan S4
1 - 1:02.774	6 - 56.567	11 - 55.807
2 - 55.240	7 - 55.431	
3 - 55.172	8 - 55.733	
4 - <b>54.914</b>	9 - 55.620	
5 - 55.786	10 - 55.828	
<b>50</b>	<b>Rachel WATTS</b>	Lotus Elan

Weather/Track: Sun / Dry

www.mstworld.com

Page 1 of 3

Mallory Park  
Circuit Length = 1.3500 miles.  
Start: 15:57 End: 16:07  
Printed - 16:11 Sunday, 09 August 2009

# HSCC Historic Road Sports

## PRACTICE - LAP ANALYSIS - Mallory Park - 9th August 2009

(contd.)

<b>52</b>	<b>Justin MURPHY</b>	<b>Ginetta G4</b>
1 - 1:12.266	6 - 58.116	11 - 57.272
2 - 57.031	7 - 57.434	
3 - 1:01.750	8 - 57.244	
4 - 59.569	9 - 57.389	
5 - 57.952	10 - <b>56.972</b>	
<b>54</b>	<b>Martin HALLIDAY</b>	<b>Lotus Seven S3</b>
1 - 1:01.947	6 - 55.590	11 - 54.850
2 - 55.674	7 - 55.065	
3 - <b>54.759</b>	8 - 55.355	
4 - 54.921	9 - 55.407	
5 - 54.991	10 - 55.276	
<b>69</b>	<b>Andy SHEPHERD</b>	<b>Lotus Seven S2</b>
1 - 1:04.101	6 - <b>55.466</b>	11 - 56.471
2 - 56.478	7 - 56.044	
3 - 55.557	8 - 56.160	
4 - 55.699	9 - 56.061	
5 - 56.073	10 - 56.284	
<b>72</b>	<b>Jim GATHERCOLE</b>	<b>Lotus Elan Plus 2</b>
1 - 1:03.222	6 - 56.818	11 - 58.116
2 - 56.516	7 - 57.274	
3 - 55.942	8 - 57.964	
4 - <b>55.604</b>	9 - 58.336	
5 - 56.436	10 - 57.374	
<b>78</b>	<b>Jonathon RUSHTON</b>	<b>Morgan Plus 4</b>
1 - 1:08.523	6 - 1:00.194	11 - <b>58.557</b>
2 - 59.445	7 - 59.122	
3 - 59.534	8 - 59.723	
4 - 59.346	9 - 59.515	
5 - 1:00.262	10 - 59.208	
<b>84</b>	<b>Andrew MARLER</b>	<b>Lotus Elan</b>
1 - 1:01.196	6 - 55.462	11 - <b>54.657</b>
2 - 55.288	7 - 55.095	
3 - 54.986	8 - 55.300	
4 - 55.083	9 - 55.453	
5 - 54.939	10 - 55.033	

Weather/Track: Sun / Dry

www.mstworld.com

Page 2 of 3

Mallory Park  
Circuit Length = 1.3500 miles.  
Start: 15:57 End: 16:07

Printed - 16:11 Sunday, 09 August 2009

## HSCC Historic Road Sports

### PRACTICE - LAP ANALYSIS - Mallory Park - 9th August 2009

(contd.)

<b>87</b>	<b>Bill SMITH</b>	Marcos 1600GT
1 - 1:09.225	6 - 59.392	11 - 58.827
2 - 59.856	7 - 59.082	
3 - 1:00.174	8 - 58.827	
4 - 59.387	9 - <b>58.795</b>	
5 - 59.825	10 - 59.065	
<b>91</b>	<b>Richard OWEN</b>	Triumph TR2
1 - 1:14.040	6 - 1:05.822	
2 - 1:05.410	7 - <b>1:02.929</b>	
3 - 1:05.585	8 - 1:05.959	
4 - 1:05.115	9 - 1:03.655	
5 - 1:04.010	10 - 1:03.261	

# HSCC Historic Road Sports

## RACE 3 - LAP CHART - Mallory Park - 9th August 2009

Lap 1			Lap 2			Lap 3			Lap 4			Lap 5		
No	Behind	Laptime	No	Behind	Laptime	No	Behind	Laptime	No	Behind	Laptime	No	Behind	Laptime
84		1:01.196	84		55.288	84		54.986	84		55.083	84		54.939
54	0.751	1:01.947	54	1.137	55.674	54	0.910	54.759	54	0.748	54.921	54	0.800	54.991
46	1.578	1:02.774	46	1.530	55.240	46	1.716	55.172	46	1.547	54.914	46	2.394	55.786
72	2.026	1:03.222	72	3.254	56.516	72	4.210	55.942	72	4.731	55.604	72	6.228	56.436
69	2.905	1:04.101	69	4.095	56.478	69	4.666	55.557	69	5.282	55.699	69	6.416	56.073
15	3.558	1:04.754	15	4.878	56.608	15	7.211	57.319	15	9.527	57.399	15	13.525	58.937
1	6.304	1:07.500	1	8.817	57.801	1	11.598	57.767	1	13.915	57.400	1	16.820	57.844
7	6.491	1:07.687	7	10.366	59.163	7	15.075	59.695	7	19.679	59.687	7	25.245	1:00.505
78	7.327	1:08.523	78	11.484	59.445	78	16.032	59.534	78	20.295	59.346	78	25.618	1:00.262
87	8.029	1:09.225	87	12.597	59.856	87	17.785	1:00.174	87	22.089	59.387	87	26.975	59.825
52	11.070	1:12.266	52	12.813	57.031	52	19.577	1:01.750	52	24.063	59.569	52	27.076	57.952
91	12.844	1:14.040	91	22.966	1:05.410	91	33.565	1:05.585	91	43.597	1:05.115	91	52.668	1:04.010
37	15.735	1:16.931	37	26.136	1:05.689	37	37.481	1:06.331	37	48.042	1:05.644			

Weather/Track: Sun / Dry

www.mstworld.com

Page 1 of 3

Mallory Park  
Circuit Length = 1.3500 miles.  
Start: 15:57 End: 16:07

Printed - 16:10 Sunday, 09 August 2009

# HSCC Historic Road Sports

## RACE 3 - LAP CHART - Mallory Park - 9th August 2009

(contd.)

Lap 6			Lap 7			Lap 8			Lap 9			Lap 10		
No	Behind	Laptime	No	Behind	Laptime	No	Behind	Laptime	No	Behind	Laptime	No	Behind	Laptime
84		55.462	84		55.095	84		55.300	84		55.453	84		55.033
54	0.928	55.590	54	0.898	55.065	54	0.953	55.355	54	0.907	55.407	54	1.150	55.276
46	3.499	56.567	46	3.835	55.431	46	4.268	55.733	46	4.435	55.620	46	5.230	55.828
37	1 LAP	1:07.211	69	7.369	56.044	69	8.229	56.160	69	8.837	56.061	69	10.088	56.284
69	6.420	55.466	91	1 LAP	1:05.822	72	12.427	57.964	72	15.310	58.336	72	17.651	57.374
72	7.584	56.818	72	9.763	57.274	91	1 LAP	1:02.929	15	21.070	57.725	15	23.121	57.084
15	15.222	57.159	37	1 LAP	1:06.775	15	18.798	56.863	1	23.360	56.936	1	25.067	56.740
1	18.363	57.005	15	17.235	57.108	1	21.877	57.291	91	1 LAP	1:05.959	91	1 LAP	1:03.655
7	29.094	59.311	1	19.886	56.618	37	1 LAP	1:06.642	52	35.949	57.389	52	37.888	56.972
52	29.730	58.116	52	32.069	57.434	52	34.013	57.244	37	1 LAP	1:05.810	87	45.793	59.065
78	30.350	1:00.194	7	33.465	59.466	7	36.905	58.740	87	41.761	58.795	78	47.037	59.208
87	30.905	59.392	78	34.377	59.122	87	38.419	58.827	7	41.963	1:00.511	7	47.365	1:00.435
			87	34.892	59.082	78	38.800	59.723	78	42.862	59.515	37	1 LAP	1:07.901

Weather/Track: Sun / Dry

www.mstworld.com

Page 2 of 3

Mallory Park  
Circuit Length = 1.3500 miles.  
Start: 15:57 End: 16:07

Printed - 16:10 Sunday, 09 August 2009

# HSCC Historic Road Sports

## RACE 3 - LAP CHART - Mallory Park - 9th August 2009

(contd.)

Lap 11			Lap 12			Lap 13			Lap 14			Lap 15		
No	Behind	Laptime	No	Behind	Laptime	No	Behind	Laptime	No	Behind	Laptime	No	Behind	Laptime
84		54.657												
54	1.343	54.850												
46	6.380	55.807												
69	11.902	56.471												
72	21.110	58.116												
15	25.269	56.805												
1	27.511	57.101												
52	40.503	57.272												
91	1 LAP	1:03.261												
87	49.963	58.827												
78	50.937	58.557												
7	51.453	58.745												
37	1 LAP	1:05.159												

Weather/Track: Sun / Dry

www.mstworld.com

Page 3 of 3

Mallory Park  
Circuit Length = 1.3500 miles.  
Start: 15:57 End: 16:07

Printed - 16:10 Sunday, 09 August 2009

**HSCC/FJHRA Millers Oils Historic Formula Junior Championship  
PRACTICE FOR RACE 4 - AMENDED - Mallory Park - 9th August 2009**

POS	NO	CL	NAME	NAT	ENTRY	TIME	LAPS	GAP	MPH
1	2	B	Jack WOODHOUSE		Elva 100	55.551	7		87.48
2	29	B	William GRIMSHAW		Moorland Mk1	56.182	10	0.631	86.50
3	14	B	Crispian BESLEY		Elva 100	56.214	10	0.663	86.45
4	5	B	Robin LONGDON		Lola Mk2	56.385	11	0.834	86.19
5	3	B	Stuart TIZZARD		Lola Mk2	56.699	10	1.148	85.71
6	23	B	Justin FLEMING		Elva 100	57.270	10	1.719	84.86
7	11	B	David STEVENSON		Mallock U2	58.964	10	3.413	82.42
8	7	B	Duncan RABAGLIATI		Alexis HF1	59.786	10	4.235	81.29
9	26	B	Roger DEXTER		Elva 100	1:00.599	9	5.048	80.19
10	25	B	Andrew TART		Bond	1:00.614	10	5.063	80.17
11	27	B	Paul DIXON		Gemini Mk2	1:01.632	9	6.081	78.85
12	15	B	Chris FEATHERSTONE		Gemini Mk2	1:01.892	5	6.341	78.52
13	10	B	Paul HEWES		Lola Mk2	1:02.613	9	7.062	77.62
14	19	A	Jan BIEKENS		Stanguellini	1:02.944	9	7.393	77.21
15	17	B	Vernon WILLIAMSON		Scorpion 500	1:03.947	9	8.396	76.00
16	16	A	Gordon WRIGHT		Stanguellini	1:05.081	9	9.530	74.67

**Car 11, 2 fastest times disallowed as Clerk of the Course decision refers.**

**Weather/Track: Sun / Dry**

**These results are provisional until the conclusion of any judicial and technical matters.**

Mallory Park

Circuit Length = 1.3500 miles.

Start: 10:33 End: 10:43

Clerk of Course:	Stewards:	Timekeeper:
------------------	-----------	-------------

**HSCC/FJHRA Millers Oils Historic Formula Junior Championship**  
**PRACTICE - LAP ANALYSIS - Mallory Park - 9th August 2009**

<b>2</b>	<b>Jack WOODHOUSE</b>	Elva 100	
1 -	9:52.892	6 - 56.755	
2 -	58.980	7 - <b>55.551</b>	
3 -	56.925		
4 -	57.102		
5 -	57.044		
<b>3</b>	<b>Stuart TIZZARD</b>	Lola Mk2	
1 -	X:00.000	6 - 57.255	
2 -	1:00.900	7 - <b>56.699</b>	
3 -	57.605	8 - 57.250	
4 -	57.936	9 - 1:00.407	
5 -	56.966	10 - 58.410	
<b>5</b>	<b>Robin LONGDON</b>	Lola Mk2	
1 -	9:52.372	6 - 56.894	11 - 57.259
2 -	58.281	7 - <b>56.385</b>	
3 -	56.992	8 - 58.406	
4 -	56.975	9 - 59.214	
5 -	57.516	10 - 58.233	
<b>7</b>	<b>Duncan RABAGLIATI</b>	Alexis HF1	
1 -	X:00.000	6 - 59.857	
2 -	1:02.297	7 - <b>59.786</b>	
3 -	1:00.546	8 - 1:01.125	
4 -	1:00.141	9 - 1:05.540	
5 -	1:00.803	10 - 1:02.788	
<b>10</b>	<b>Paul HEWES</b>	Lola Mk2	
1 -	X:00.000	6 - <b>1:02.613</b>	
2 -	1:03.609	7 - 1:04.228	
3 -	1:05.262	8 - 1:07.906	
4 -	1:03.881	9 - 1:25.199	
5 -	1:03.377		
<b>11</b>	<b>David STEVENSON</b>	Mallock U2	
1 -	X:00.000	6 - 59.448	
2 -	1:01.570	7 - 57.729	
3 -	59.198	8 - <b>57.000</b>	
4 -	59.420	9 - 1:00.427	
5 -	59.342	10 - 58.964	

Weather/Track: Sun / Dry

**HSCC/FJHRA Millers Oils Historic Formula Junior Championship**  
**PRACTICE - LAP ANALYSIS - Mallory Park - 9th August 2009**  
 (contd.)

<b>14</b>	<b>Crispian BESLEY</b>	Elva 100
1 -	X:00.000	6 - 56.478
2 -	58.086	7 - 56.588
3 -	56.272	8 - 56.923
4 -	56.256	9 - 1:00.847
5 -	<b>56.214</b>	10 - 57.973
<b>15</b>	<b>Chris FEATHERSTONE</b>	Gemini Mk2
1 -	X:00.000	
2 -	<b>1:01.892</b>	
3 -	1:03.716	
4 -	1:08.259	
5 -	1:37.040	
<b>16</b>	<b>Gordon WRIGHT</b>	Stanguellini
1 -	X:00.000	6 - <b>1:05.081</b>
2 -	1:10.156	7 - 1:05.612
3 -	1:06.883	8 - 1:05.388
4 -	1:07.372	9 - 1:05.521
5 -	1:05.557	
<b>17</b>	<b>Vernon WILLIAMSON</b>	Scorpion 500
1 -	X:00.000	6 - 1:06.952
2 -	1:10.844	7 - 1:05.257
3 -	1:05.030	8 - 1:23.244
4 -	<b>1:03.947</b>	9 - 1:11.517
5 -	1:05.941	
<b>19</b>	<b>Jan BIEKENS</b>	Stanguellini
1 -	X:00.000	6 - 1:03.351
2 -	1:06.773	7 - <b>1:02.944</b>
3 -	1:05.475	8 - 1:05.779
4 -	1:04.303	9 - 1:05.181
5 -	1:04.002	
<b>23</b>	<b>Justin FLEMING</b>	Elva 100
1 -	X:00.000	6 - 57.804
2 -	1:00.738	7 - <b>57.270</b>
3 -	58.552	8 - 57.897
4 -	58.196	9 - 1:01.750
5 -	58.016	10 - 1:01.762

Weather/Track: Sun / Dry

www.mstworld.com

Page 2 of 3

Mallory Park  
 Circuit Length = 1.3500 miles.  
 Start: 10:33 End: 10:43

Printed - 10:48 Sunday, 09 August 2009

**HSCC/FJHRA Millers Oils Historic Formula Junior Championship**  
**PRACTICE - LAP ANALYSIS - Mallory Park - 9th August 2009**  
 (contd.)

<b>25</b>	<b>Andrew TART</b>	Bond
1 -	9:42.803	6 - 1:04.365
2 -	1:03.125	7 - 1:01.587
3 -	1:02.716	8 - <b>1:00.614</b>
4 -	1:00.924	9 - 1:02.134
5 -	1:01.562	10 - 1:00.691
<b>26</b>	<b>Roger DEXTER</b>	Elva 100
1 -	X:00.000	6 - 1:00.672
2 -	<b>1:00.599</b>	7 - 1:03.654
3 -	1:02.667	8 - 1:03.447
4 -	1:01.313	9 - 1:04.699
5 -	1:01.689	
<b>27</b>	<b>Paul DIXON</b>	Gemini Mk2
1 -	X:00.000	6 - 1:02.098
2 -	1:02.717	7 - 1:04.920
3 -	1:01.700	8 - 1:04.425
4 -	1:02.475	9 - 1:05.746
5 -	<b>1:01.632</b>	
<b>29</b>	<b>William GRIMSHAW</b>	Moorland Mk1
1 -	X:00.000	6 - 58.804
2 -	57.769	7 - 1:01.993
3 -	<b>56.182</b>	8 - 1:02.365
4 -	56.242	9 - 59.721
5 -	57.356	10 - 58.767

Weather/Track: Sun / Dry

www.mstworld.com


Page 3 of 3

Mallory Park  
 Circuit Length = 1.3500 miles.  
 Start: 10:33 End: 10:43

Printed - 10:48 Sunday, 09 August 2009

# HSCC/FJHRA Millers Oils Historic Formula Junior Championship

## GRID FOR RACE 4 - AMENDED - Mallory Park - 9th August 2009

ROW 8	17 WILLIAMSON	16 WRIGHT
ROW 7	10 HEWES	19 BIEKENS
ROW 6	27 DIXON	15 FEATHERSTONE
ROW 5	26 DEXTER	25 TART
ROW 4	23 FLEMING	7 RABAGLIATI
ROW 3	3 TIZZARD	11 STEVENSON
ROW 2	14 BESLEY	5 LONGDON
ROW 1	2 WOODHOUSE	29 GRIMSHAW
	<b>POLE</b>	
		

Car 11, 2 fastest times disallowed as Clerk of the Course decision, regulation G80f refers.

Weather/Track: Sun / Dry

These results are provisional until the conclusion of any judicial and technical matters.

Mallory Park

Circuit Length = 1.3500 miles.

Start: 10:33 End: 10:43

Clerk of Course:	Stewards:	Timekeeper:
------------------	-----------	-------------

**HSCC/FJHRA Millers Oils Historic Formula Junior Championship**  
**RACE 4 CLASSIFICATION - AMENDED - Mallory Park - 9th August 2009**

POS	NO	CL	NAME	NAT	ENTRY	TIME	LAPS	GAP	MPH	BEST
1	5	B	Robin LONGDON		Lola Mk2	6:43.074	7		84.40	55.979
2	14	B	Crispian BESLEY		Elva 100	6:43.627	7	0.553	84.28	55.969
3	3	B	Stuart TIZZARD		Lola Mk2	6:43.910	7	0.836	84.22	55.755
4	29	B	William GRIMSHAW		Moorland Mk1	6:45.136	7	2.062	83.97	56.064
5	2	B	Jack WOODHOUSE		Elva 100	6:46.962	7	3.888	83.59	55.973
6	25	B	Andrew TART		Bond	6:54.395	7	11.321	82.09	56.220
7	7	B	Duncan RABAGLIATI		Alexis HF1	7:13.266	7	30.192	78.52	59.794
8	27	B	Paul DIXON		Gemini Mk2	7:14.796	7	31.722	78.24	1:00.181
9	26	B	Roger DEXTER		Elva 100	7:16.522	7	33.448	77.93	1:00.283
10	10	B	Paul HEWES		Lola Mk2	7:29.791	7	46.717	75.63	1:01.781
11	17	B	Vernon WILLIAMSON		Scorpion 500	7:45.941	7	1:02.867	73.01	1:02.789
12	11	B	David STEVENSON		Mallock U2	6:52.239	6	1 LAP	70.73	58.845
13	16	A	Gordon WRIGHT		Stanguellini	6:53.087	6	1 LAP	70.59	1:06.212
					NOT CLASSIFIED					
19	A		Jan BIEKENS		Stanguellini	6:24.346	6	D.N.F.	75.86	1:01.757
					FASTEST LAP					
3	B		Stuart TIZZARD		Lola Mk2	55.755	7	87.16mph	140.28kph	
19	A		Jan BIEKENS		Stanguellini	1:01.757	3	78.69mph	126.64kph	

Race stopped due to accident car 23.

Weather/Track: Sun / Dry Car 17 Classified.

These results are provisional until the conclusion of any judicial and technical matters.

Mallory Park

Circuit Length = 1.3500 miles.

Start: 16:16 End: 16:24

Clerk of Course:	Stewards:	Timekeeper:
------------------	-----------	-------------

**HSCC/FJHRA Millers Oils Historic Formula Junior Championship**  
**RACE 4 - LAP ANALYSIS - Mallory Park - 9th August 2009**

<b>2</b>	<b>Jack WOODHOUSE</b>	Elva 100
1 -	1:06.041	6 - 56.984
2 -	58.047	7 - 57.520
3 -	56.386	
4 -	56.011	
5 -	<b>55.973</b>	
<b>3</b>	<b>Stuart TIZZARD</b>	Lola Mk2
1 -	1:06.111	6 - 56.267
2 -	57.228	7 - <b>55.755</b>
3 -	55.935	
4 -	56.367	
5 -	56.247	
<b>5</b>	<b>Robin LONGDON</b>	Lola Mk2
1 -	1:04.102	6 - 56.575
2 -	56.753	7 - 56.238
3 -	<b>55.979</b>	
4 -	56.952	
5 -	56.475	
<b>7</b>	<b>Duncan RABAGLIATI</b>	Alexis HF1
1 -	1:11.386	6 - 1:01.011
2 -	1:00.282	7 - 1:00.047
3 -	1:00.177	
4 -	1:00.569	
5 -	<b>59.794</b>	
<b>10</b>	<b>Paul HEWES</b>	Lola Mk2
1 -	1:11.887	6 - 1:02.014
2 -	1:03.056	7 - 1:04.772
3 -	<b>1:01.781</b>	
4 -	1:02.219	
5 -	1:04.062	
<b>11</b>	<b>David STEVENSON</b>	Mallock U2
1 -	1:08.891	6 - 1:02.424
2 -	58.846	
3 -	<b>58.845</b>	
4 -	1:00.532	
5 -	1:42.701	

Race stopped due to accident car 23.  
 Weather/Track: Sun / Dry

**HSCC/FJHRA Millers Oils Historic Formula Junior Championship**  
**RACE 4 - LAP ANALYSIS - Mallory Park - 9th August 2009**  
 (contd.)

<b>14</b>	<b>Crispian BESLEY</b>	Elva 100
1 -	1:05.331	6 - <b>55.969</b>
2 -	56.659	7 - 56.591
3 -	56.385	
4 -	56.543	
5 -	56.149	
<b>16</b>	<b>Gordon WRIGHT</b>	Stanguellini
1 -	1:15.412	6 - 1:10.574
2 -	<b>1:06.212</b>	
3 -	1:07.058	
4 -	1:07.143	
5 -	1:06.688	
<b>17</b>	<b>Vernon WILLIAMSON</b>	Scorpion 500
1 -	1:13.719	6 - 1:05.809
2 -	1:03.752	
3 -	<b>1:02.789</b>	
4 -	1:04.787	
5 -	1:06.045	
<b>19</b>	<b>Jan BIEKENS</b>	Stanguellini
1 -	1:12.343	6 - 1:01.965
2 -	1:03.022	
3 -	<b>1:01.757</b>	
4 -	1:02.119	
5 -	1:03.140	
<b>23</b>	<b>Justin FLEMING</b>	Elva 100
1 -	1:06.632	6 - 57.810
2 -	58.165	7 - 57.504
3 -	<b>57.389</b>	
4 -	57.905	
5 -	58.224	
<b>25</b>	<b>Andrew TART</b>	Bond
1 -	1:10.271	6 - <b>56.220</b>
2 -	58.197	7 - 57.674
3 -	58.159	
4 -	56.897	
5 -	56.977	

Race stopped due to accident car 23.  
 Weather/Track: Sun / Dry

**HSCC/FJHRA Millers Oils Historic Formula Junior Championship**  
**RACE 4 - LAP ANALYSIS - Mallory Park - 9th August 2009**  
 (contd.)

<b>26</b>	<b>Roger DEXTER</b>	Elva 100
1 -	1:10.307	6 - 1:01.809
2 -	<b>1:00.283</b>	7 - 1:01.379
3 -	1:00.855	
4 -	1:00.904	
5 -	1:00.985	
<b>27</b>	<b>Paul DIXON</b>	Gemini Mk2
1 -	1:08.044	6 - 1:03.072
2 -	1:01.198	7 - 1:00.400
3 -	<b>1:00.181</b>	
4 -	1:00.774	
5 -	1:01.127	
<b>29</b>	<b>William GRIMSHAW</b>	Moorland Mk1
1 -	1:04.852	6 - 57.568
2 -	56.930	7 - <b>56.064</b>
3 -	56.315	
4 -	56.290	
5 -	57.117	

Race stopped due to accident car 23.  
 Weather/Track: Sun / Dry

**HSCC/FJHRA Millers Oils Historic Formula Junior Championship**  
**RACE 4 - LAP CHART - Mallory Park - 9th August 2009**

Lap 1			Lap 2			Lap 3			Lap 4			Lap 5		
No	Behind	Laptime	No	Behind	Laptime	No	Behind	Laptime	No	Behind	Laptime	No	Behind	Laptime
5		1:04.102	5		56.753	5		55.979	5		56.952	5		56.475
29	0.750	1:04.852	29	0.927	56.930	29	1.263	56.315	29	0.601	56.290	14	0.806	56.149
14	1.229	1:05.331	14	1.135	56.659	14	1.541	56.385	14	1.132	56.543	29	1.243	57.117
2	1.939	1:06.041	3	2.484	57.228	3	2.440	55.935	3	1.855	56.367	3	1.627	56.247
3	2.009	1:06.111	2	3.233	58.047	2	3.640	56.386	2	2.699	56.011	2	2.197	55.973
23	2.530	1:06.632	23	3.942	58.165	23	5.352	57.389	23	6.305	57.905	23	8.054	58.224
27	3.942	1:08.044	11	6.882	58.846	11	9.748	58.845	25	9.738	56.897	25	10.240	56.977
11	4.789	1:08.891	25	7.613	58.197	25	9.793	58.159	11	13.328	1:00.532	27	21.063	1:01.127
25	6.169	1:10.271	27	8.387	1:01.198	27	12.589	1:00.181	27	16.411	1:00.774	7	21.947	59.794
26	6.205	1:10.307	26	9.735	1:00.283	26	14.611	1:00.855	26	18.563	1:00.904	26	23.073	1:00.985
7	7.284	1:11.386	7	10.813	1:00.282	7	15.011	1:00.177	7	18.628	1:00.569	19	32.120	1:03.140
10	7.785	1:11.887	10	14.088	1:03.056	10	19.890	1:01.781	10	25.157	1:02.219	10	32.744	1:04.062
19	8.241	1:12.343	19	14.510	1:03.022	19	20.288	1:01.757	19	25.455	1:02.119	17	40.831	1:06.045
17	9.617	1:13.719	17	16.616	1:03.752	17	23.426	1:02.789	17	31.261	1:04.787	16	52.252	1:06.688
16	11.310	1:15.412	16	20.769	1:06.212	16	31.848	1:07.058	16	42.039	1:07.143			

Race stopped due to accident car 23.  
Weather/Track: Sun / Dry

Mallory Park  
Circuit Length = 1.3500 miles.  
Start: 16:16 End: 16:24

**HSCC/FJHRA Millers Oils Historic Formula Junior Championship**  
**RACE 4 - LAP CHART - Mallory Park - 9th August 2009**  
 (contd.)

Lap 6			Lap 7			Lap 8			Lap 9			Lap 10		
No	Behind	Laptime	No	Behind	Laptime	No	Behind	Laptime	No	Behind	Laptime	No	Behind	Laptime
5		56.575	5		56.238									
14	0.200	55.969	14	0.553	56.591									
3	1.319	56.267	3	0.836	55.755									
29	2.236	57.568	29	2.062	56.064									
2	2.606	56.984	2	3.888	57.520									
11	1 LAP	1:42.701	11	1 LAP	1:02.424									
23	9.289	57.810	16	1 LAP	1:10.574									
25	9.885	56.220	23	10.555	57.504									
7	26.383	1:01.011	25	11.321	57.674									
27	27.560	1:03.072	7	30.192	1:00.047									
26	28.307	1:01.809	27	31.722	1:00.400									
19	37.510	1:01.965	26	33.448	1:01.379									
10	38.183	1:02.014	10	46.717	1:04.772									
17	50.065	1:05.809												

Race stopped due to accident car 23.  
 Weather/Track: Sun / Dry

Mallory Park  
 Circuit Length = 1.3500 miles.  
 Start: 16:16 End: 16:24

**HSCC/FJHRA Millers Oils Historic Formula Junior Championship  
PRACTICE FOR RACE 5 - AMENDED - Mallory Park - 9th August 2009**

POS	NO	CL	NAME	NAT	ENTRY	TIME	LAPS	GAP	MPH
1	1	E	Jon MILICEVIC		Cooper T59	51.306	13		94.72
2	50	E	Sam WILSON		Cooper T59	51.675	12	0.369	94.04
3	62	E	Simon ARMER		Cooper T59	52.661	13	1.355	92.28
4	57	E	Denis WELCH		Merlyn	52.859	10	1.553	91.94
5	53	D	Christopher DRAKE		Elva 300	53.731	12	2.425	90.45
6	48	D	Callum MACLEOD		Caravelle Mk2	55.193	9	3.887	88.05
7	88	B	John BOYES		Lotus 20	55.726	11	4.420	87.21
8	41	C	John HUTCHISON		Lotus 18	55.935	12	4.629	86.88
9	64	E	Anthony SMITH		Lotus 22	56.843	11	5.537	85.49
10	59	D	David HALL		BMC Huffaker Mk2	56.916	11	5.610	85.38
11	14	E	Crispian BESLEY		Cooper T56	57.211	11	5.905	84.94
12	35	C	Tim BISHOP		Sauter	57.251	11	5.945	84.88
13	45	C	Lorraine GATHERCOLE		Lotus 18	57.529	8	6.223	84.47
14	65	E	George COOPER		Cooper T59	59.032	11	7.726	82.32
15	32	C	John DOWSON		Elva 200	59.565	11	8.259	81.59
16	46	C	Sue SPENCE		Elva 200	1:01.204	10	9.898	79.40
17	42	C	Simon HAMILTON		Lotus 18	1:01.655	10	10.349	78.82
18	47	C	Richard UTLEY		Caravelle Mk1	1:02.628	10	11.322	77.60
19	94	D	David GRUNBERG		Lotus 20	1:04.084	10	12.778	75.83
20	96	H	Malcolm WISHART		Cooper T65	1:16.842	7	25.536	63.24
21	49	C	Kevin WHITTLE		Lotus 18	1:22.427	8	31.121	58.96

Cars 48, 88, Change of class.

Weather/Track: Sun / Dry

These results are provisional until the conclusion of any judicial and technical matters.

Mallory Park

Circuit Length = 1.3500 miles.

Start: 10:52 End: 11:03

Clerk of Course:	Stewards:	Timekeeper:
------------------	-----------	-------------

**HSCC/FJHRA Millers Oils Historic Formula Junior Championship  
PRACTICE - LAP ANALYSIS - Mallory Park - 9th August 2009**

<b>1</b>	<b>Jon MILICEVIC</b>	Cooper T59	
1 -	X:00.000	6 - <b>51.306</b>	11 - 51.428
2 -	51.831	7 - 52.291	12 - 51.454
3 -	51.509	8 - 51.580	13 - 52.087
4 -	52.207	9 - 52.518	
5 -	52.639	10 - 51.341	
<b>14</b>	<b>Crispian BESLEY</b>	Cooper T56	
1 -	X:00.000	6 - 57.522	11 - 1:00.513
2 -	1:00.875	7 - <b>57.211</b>	
3 -	58.579	8 - 58.776	
4 -	58.015	9 - 57.226	
5 -	57.979	10 - 59.303	
<b>32</b>	<b>John DOWSON</b>	Elva 200	
1 -	X:00.000	6 - 1:00.801	11 - <b>59.565</b>
2 -	1:03.279	7 - 1:04.050	
3 -	1:04.747	8 - 59.678	
4 -	1:00.463	9 - 59.626	
5 -	1:00.969	10 - 59.659	
<b>35</b>	<b>Tim BISHOP</b>	Sauter	
1 -	X:00.000	6 - 59.369	11 - 57.793
2 -	1:00.033	7 - 58.447	
3 -	59.479	8 - <b>57.251</b>	
4 -	58.400	9 - 57.995	
5 -	57.461	10 - 1:01.941	
<b>41</b>	<b>John HUTCHISON</b>	Lotus 18	
1 -	X:00.000	6 - 1:00.992	11 - 59.441
2 -	57.684	7 - 56.379	12 - 57.821
3 -	57.775	8 - <b>55.935</b>	
4 -	56.325	9 - 58.770	
5 -	56.508	10 - 57.351	
<b>42</b>	<b>Simon HAMILTON</b>	Lotus 18	
1 -	X:00.000	6 - 1:03.961	
2 -	1:07.233	7 - 1:03.892	
3 -	1:04.608	8 - 1:02.809	
4 -	1:04.284	9 - 1:02.878	
5 -	1:04.075	10 - <b>1:01.655</b>	

Weather/Track: Sun / Dry

www.mstworld.com

Page 1 of 4

Mallory Park  
Circuit Length = 1.3500 miles.  
Start: 10:52 End: 11:03

Printed - 11:07 Sunday, 09 August 2009

**HSCC/FJHRA Millers Oils Historic Formula Junior Championship**  
**PRACTICE - LAP ANALYSIS - Mallory Park - 9th August 2009**  
 (contd.)

<b>45</b>	<b>Lorraine GATHERCOLE</b>	Lotus 18			
1 -	X:00.000	6 -	58.637		
2 -	1:02.051	7 -	<b>57.529</b>		
3 -	1:01.079	8 -	57.666		
4 -	1:02.968				
5 -	59.193				
<b>46</b>	<b>Sue SPENCE</b>	Elva 200			
1 -	X:00.000	6 -	<b>1:01.204</b>		
2 -	1:04.734	7 -	1:05.080		
3 -	1:03.038	8 -	1:02.910		
4 -	1:03.538	9 -	1:03.127		
5 -	1:04.567	10 -	1:02.404		
<b>47</b>	<b>Richard UTLEY</b>	Caravelle Mk1			
1 -	X:00.000	6 -	1:03.115		
2 -	1:03.955	7 -	1:03.272		
3 -	1:03.890	8 -	<b>1:02.628</b>		
4 -	1:08.633	9 -	1:05.046		
5 -	1:09.484	10 -	1:02.706		
<b>48</b>	<b>Callum MACLEOD</b>	Caravelle Mk2			
1 -	X:00.000	6 -	56.411		
2 -	1:00.767	7 -	55.942		
3 -	1:02.272	8 -	58.391		
4 -	3:09.105	9 -	<b>55.193</b>		
5 -	59.127				
<b>49</b>	<b>Kevin WHITTLE</b>	Lotus 18			
1 -	X:00.000	6 -	1:22.448		
2 -	1:24.142	7 -	1:32.081		
3 -	1:27.139	8 -	1:23.618		
4 -	<b>1:22.427</b>				
5 -	1:23.131				
<b>50</b>	<b>Sam WILSON</b>	Cooper T59			
1 -	X:00.000	6 -	56.575	11 -	55.874
2 -	54.950	7 -	52.996	12 -	52.194
3 -	54.293	8 -	<b>51.675</b>		
4 -	52.554	9 -	54.618		
5 -	52.260	10 -	53.510		

Weather/Track: Sun / Dry

www.mstworld.com

Page 2 of 4

Mallory Park  
 Circuit Length = 1.3500 miles.  
 Start: 10:52 End: 11:03

Printed - 11:07 Sunday, 09 August 2009

**HSCC/FJHRA Millers Oils Historic Formula Junior Championship**  
**PRACTICE - LAP ANALYSIS - Mallory Park - 9th August 2009**  
 (contd.)

<b>53</b>	<b>Christopher DRAKE</b>	Elva 300
1 - X:00.000	6 - 54.201	11 - 55.086
2 - 54.319	7 - 54.708	12 - <b>53.731</b>
3 - 54.453	8 - 55.955	
4 - 54.762	9 - 53.957	
5 - 53.840	10 - 55.048	
<b>57</b>	<b>Denis WELCH</b>	Merlyn
1 - X:00.000	6 - 52.908	
2 - 53.616	7 - 54.101	
3 - 53.300	8 - 54.767	
4 - 53.711	9 - <b>52.859</b>	
5 - 53.243	10 - 53.243	
<b>59</b>	<b>David HALL</b>	BMC Huffaker Mk2
1 - X:00.000	6 - 57.032	11 - 56.926
2 - 57.898	7 - 57.202	
3 - 59.149	8 - 57.686	
4 - 58.308	9 - <b>56.916</b>	
5 - 56.976	10 - 57.584	
<b>62</b>	<b>Simon ARMER</b>	Cooper T59
1 - X:00.000	6 - 52.817	11 - 54.361
2 - 53.313	7 - 54.289	12 - <b>52.661</b>
3 - 53.801	8 - 52.769	13 - 53.366
4 - 52.786	9 - 54.528	
5 - 55.395	10 - 53.988	
<b>64</b>	<b>Anthony SMITH</b>	Lotus 22
1 - X:00.000	6 - 57.432	11 - 57.200
2 - 1:00.930	7 - 59.867	
3 - 58.098	8 - 58.461	
4 - 58.455	9 - <b>56.843</b>	
5 - 57.646	10 - 58.807	
<b>65</b>	<b>George COOPER</b>	Cooper T59
1 - X:00.000	6 - <b>59.032</b>	11 - 1:08.643
2 - 1:03.138	7 - 59.462	
3 - 1:01.766	8 - 59.148	
4 - 1:00.414	9 - 1:00.120	
5 - 59.325	10 - 1:01.005	

Weather/Track: Sun / Dry

www.mstworld.com

Page 3 of 4


Mallory Park  
 Circuit Length = 1.3500 miles.  
 Start: 10:52 End: 11:03  
 Printed - 11:07 Sunday, 09 August 2009

**HSCC/FJHRA Millers Oils Historic Formula Junior Championship**  
**PRACTICE - LAP ANALYSIS - Mallory Park - 9th August 2009**  
 (contd.)

<b>88</b>	<b>John BOYES</b>	Lotus 20
1 - X:00.000	6 - 57.704	11 - <b>55.726</b>
2 - 58.957	7 - 58.919	
3 - 1:00.221	8 - 57.535	
4 - 58.458	9 - 56.322	
5 - 56.830	10 - 57.905	
<b>94</b>	<b>David GRUNBERG</b>	Lotus 20
1 - X:00.000	6 - 1:04.280	
2 - 1:09.381	7 - 1:04.998	
3 - 1:06.143	8 - <b>1:04.084</b>	
4 - 1:06.308	9 - 1:05.790	
5 - 1:09.436	10 - 1:04.400	
<b>96</b>	<b>Malcolm WISHART</b>	Cooper T65
1 - X:00.000	6 - <b>1:16.842</b>	
2 - 1:20.516	7 - 1:41.172	
3 - 1:23.815		
4 - 1:20.888		
5 - 1:20.872		

# HSCC/FJHRA Millers Oils Historic Formula Junior Championship

## GRID FOR RACE 5 - AMENDED - Mallory Park - 9th August 2009

ROW 10	96 WISHART	49 WHITTLE
ROW 9	47 UTLEY	94 GRUNBERG
ROW 8	46 SPENCE	42 HAMILTON
ROW 7	65 COOPER	32 DOWSON
ROW 6	35 BISHOP	45 GATHERCOLE
ROW 5	59 HALL	14 BESLEY
ROW 4	41 HUTCHISON	64 SMITH
ROW 3	48 MACLEOD	88 BOYES
ROW 2	62 ARMER	53 DRAKE
ROW 1	1 MILICEVIC	50 WILSON
	<b>POLE</b>	
		

Car 57, withdrawn.

Weather/Track: Sun / Dry

These results are provisional until the conclusion of any judicial and technical matters.

Mallory Park

Circuit Length = 1.3500 miles.

Start: 10:52 End: 11:03

Clerk of Course:

Stewards:

Timekeeper:

# HSCC/FJHRA Millers Oils Historic Formula Junior Championship

## RACE 5 CLASSIFICATION - Mallory Park - 9th August 2009

POS	NO	CL	NAME	NAT	ENTRY	TIME	LAPS	GAP	MPH	BEST
1	1	E	Jon MILICEVIC		Cooper T59	9:37.013	11		92.65	51.194
2	50	E	Sam WILSON		Cooper T59	9:44.477	11	7.464	91.46	51.339
3	62	E	Simon ARMER		Cooper T59	9:56.128	11	19.115	89.67	52.705
4	53	D	Christopher DRAKE		Elva 300	10:06.546	11	29.533	88.13	53.712
5	48	D	Callum MACLEOD		Caravelle Mk2	10:24.150	11	47.137	85.65	55.021
6	64	E	Anthony SMITH		Lotus 22	9:39.345	10	1 LAP	83.88	55.585
7	88	D	John BOYES		Lotus 20	9:44.440	10	1 LAP	83.15	56.157
8	59	D	David HALL		BMC Huffaker Mk2	9:45.006	10	1 LAP	83.07	56.296
9	41	C	John HUTCHISON		Lotus 18	9:48.270	10	1 LAP	82.61	56.053
10	14	C	Crispian BESLEY		Cooper T56	9:48.276	10	1 LAP	82.61	56.541
11	45	C	Lorraine GATHERCOLE		Lotus 18	9:49.058	10	1 LAP	82.50	57.049
12	32	C	John DOWSON		Elva 200	10:06.579	10	1 LAP	80.12	59.041
13	65	E	George COOPER		Cooper T59	10:23.318	10	1 LAP	77.97	1:00.238
14	42	C	Simon HAMILTON		Lotus 18	9:44.512	9	2 LAPS	74.83	1:02.613
15	47	C	Richard UTLEY		Caravelle Mk1	9:46.611	9	2 LAPS	74.56	1:00.974
16	94	D	David GRUNBERG		Lotus 20	9:52.925	9	2 LAPS	73.77	1:03.852
17	46	C	Sue SPENCE		Elva 200	9:56.063	9	2 LAPS	73.38	1:03.866
18	96	H	Malcolm WISHART		Cooper T65	10:09.007	8	3 LAPS	63.84	1:12.568

### NOT CLASSIFIED

35	C	Tim BISHOP		Sauter	8:20.773	8	D.N.F.	77.64	57.287
----	---	------------	--	--------	----------	---	--------	-------	--------

### FASTEST LAP

1	E	Jon MILICEVIC		Cooper T59	51.194	3	94.93mph	152.77kph
53	D	Christopher DRAKE		Elva 300	53.712	3	90.48mph	145.61kph
41	C	John HUTCHISON		Lotus 18	56.053	3	86.70mph	139.53kph
96	H	Malcolm WISHART		Cooper T65	1:12.568	8	66.97mph	107.78kph

Weather/Track: Sun / Dry

These results are provisional until the conclusion of any judicial and technical matters.

Mallory Park  
Circuit Length = 1.3500 miles.  
Start: 16:54 End: 17:04

Clerk of Course:	Stewards:	Timekeeper:
------------------	-----------	-------------

# HSCC/FJHRA Millers Oils Historic Formula Junior Championship

## RACE 5 - LAP ANALYSIS - Mallory Park - 9th August 2009

<b>1</b>	<b>Jon MILICEVIC</b>	Cooper T59
1 -	57.431	6 - 51.279
2 -	51.384	7 - 51.769
3 -	<b>51.194</b>	8 - 51.318
4 -	51.247	9 - 51.465
5 -	53.061	10 - 54.547
<b>11</b>	52.318	
<b>14</b>	<b>Crispian BESLEY</b>	Cooper T56
1 -	1:07.691	6 - 58.363
2 -	56.861	7 - 58.022
3 -	<b>56.541</b>	8 - 57.076
4 -	56.645	9 - 1:00.519
5 -	58.601	10 - 57.957
<b>32</b>	<b>John DOWSON</b>	Elva 200
1 -	1:10.235	6 - <b>59.041</b>
2 -	59.323	7 - 59.555
3 -	59.192	8 - 59.415
4 -	59.321	9 - 1:00.051
5 -	59.773	10 - 1:00.673
<b>35</b>	<b>Tim BISHOP</b>	Sauter
1 -	1:08.612	6 - 57.642
2 -	57.579	7 - <b>57.287</b>
3 -	58.022	8 - 1:26.269
4 -	57.340	
5 -	58.022	
<b>41</b>	<b>John HUTCHISON</b>	Lotus 18
1 -	1:06.316	6 - 57.110
2 -	57.221	7 - 58.224
3 -	<b>56.053</b>	8 - 56.304
4 -	56.766	9 - 1:04.097
5 -	58.843	10 - 57.336
<b>42</b>	<b>Simon HAMILTON</b>	Lotus 18
1 -	1:12.466	6 - <b>1:02.613</b>
2 -	1:02.968	7 - 1:03.505
3 -	1:03.764	8 - 1:05.126
4 -	1:06.438	9 - 1:03.225
5 -	1:04.407	

Weather/Track: Sun / Dry

www.mstworld.com

Page 1 of 4

Mallory Park  
Circuit Length = 1.3500 miles.  
Start: 16:54 End: 17:04

Printed - 17:06 Sunday, 09 August 2009

**HSCC/FJHRA Millers Oils Historic Formula Junior Championship**  
**RACE 5 - LAP ANALYSIS - Mallory Park - 9th August 2009**  
 (contd.)

<b>45</b>	<b>Lorraine GATHERCOLE</b>	Lotus 18	
1 -	1:08.911	6 - 57.667	
2 -	57.576	7 - 57.171	
3 -	58.321	8 - <b>57.049</b>	
4 -	57.133	9 - 59.408	
5 -	58.285	10 - 57.537	
<b>46</b>	<b>Sue SPENCE</b>	Elva 200	
1 -	1:15.019	6 - 1:05.103	
2 -	1:04.202	7 - 1:05.307	
3 -	1:05.169	8 - 1:06.859	
4 -	1:05.333	9 - <b>1:03.866</b>	
5 -	1:05.205		
<b>47</b>	<b>Richard UTLEY</b>	Caravelle Mk1	
1 -	1:18.780	6 - 1:03.158	
2 -	1:02.095	7 - 1:03.505	
3 -	<b>1:00.974</b>	8 - 1:08.722	
4 -	1:03.103	9 - 1:03.359	
5 -	1:02.915		
<b>48</b>	<b>Callum MACLEOD</b>	Caravelle Mk2	
1 -	1:03.502	6 - 55.491	11 - 56.473
2 -	<b>55.021</b>	7 - 57.611	
3 -	55.069	8 - 57.467	
4 -	55.891	9 - 56.631	
5 -	55.334	10 - 55.660	
<b>50</b>	<b>Sam WILSON</b>	Cooper T59	
1 -	57.906	6 - 53.361	11 - 53.477
2 -	52.825	7 - 51.956	
3 -	51.732	8 - 52.545	
4 -	52.031	9 - <b>51.339</b>	
5 -	51.514	10 - 55.791	
<b>53</b>	<b>Christopher DRAKE</b>	Elva 300	
1 -	1:00.575	6 - 54.848	11 - 54.457
2 -	53.938	7 - 55.520	
3 -	<b>53.712</b>	8 - 54.521	
4 -	54.612	9 - 54.928	
5 -	54.136	10 - 55.299	

Weather/Track: Sun / Dry

www.mstworld.com

Page 2 of 4

Mallory Park  
 Circuit Length = 1.3500 miles.  
 Start: 16:54 End: 17:04

Printed - 17:06 Sunday, 09 August 2009

**HSCC/FJHRA Millers Oils Historic Formula Junior Championship**  
**RACE 5 - LAP ANALYSIS - Mallory Park - 9th August 2009**  
 (contd.)

<b>59</b>	<b>David HALL</b>	BMC Huffaker Mk2		
1 -	1:06.060	6 -	57.117	
2 -	<b>56.296</b>	7 -	57.310	
3 -	56.402	8 -	57.173	
4 -	57.324	9 -	1:00.037	
5 -	58.703	10 -	58.584	
<b>62</b>	<b>Simon ARMER</b>	Cooper T59		
1 -	59.473	6 -	54.509	11 - 54.771
2 -	52.838	7 -	53.301	
3 -	<b>52.705</b>	8 -	53.760	
4 -	53.391	9 -	54.094	
5 -	53.010	10 -	54.276	
<b>64</b>	<b>Anthony SMITH</b>	Lotus 22		
1 -	1:04.508	6 -	57.505	
2 -	55.950	7 -	57.156	
3 -	<b>55.585</b>	8 -	58.403	
4 -	56.779	9 -	58.968	
5 -	56.329	10 -	58.162	
<b>65</b>	<b>George COOPER</b>	Cooper T59		
1 -	1:11.207	6 -	1:00.786	
2 -	<b>1:00.238</b>	7 -	1:01.347	
3 -	1:01.162	8 -	1:01.056	
4 -	1:02.731	9 -	1:01.674	
5 -	1:01.894	10 -	1:01.223	
<b>88</b>	<b>John BOYES</b>	Lotus 20		
1 -	1:04.804	6 -	58.041	
2 -	<b>56.157</b>	7 -	57.822	
3 -	56.159	8 -	58.159	
4 -	56.543	9 -	1:01.025	
5 -	57.312	10 -	58.418	
<b>94</b>	<b>David GRUNBERG</b>	Lotus 20		
1 -	1:15.613	6 -	1:03.992	
2 -	1:05.125	7 -	1:03.900	
3 -	1:05.323	8 -	<b>1:03.852</b>	
4 -	1:04.574	9 -	1:04.374	
5 -	1:06.172			

Weather/Track: Sun / Dry

**HSCC/FJHRA Millers Oils Historic Formula Junior Championship**  
**RACE 5 - LAP ANALYSIS - Mallory Park - 9th August 2009**  
(contd.)

<b>96</b>	<b>Malcolm WISHART</b>	Cooper T65
1 - 1:21.265	6 - 1:17.321	
2 - 1:15.809	7 - 1:15.203	
3 - 1:15.710	8 - <b>1:12.568</b>	
4 - 1:15.164		
5 - 1:15.967		

Weather/Track: Sun / Dry

[www.mstworld.com](http://www.mstworld.com)

Page 4 of 4

Mallory Park  
Circuit Length = 1.3500 miles.  
Start: 16:54 End: 17:04  
Printed - 17:06 Sunday, 09 August 2009

**HSCC/FJHRA Millers Oils Historic Formula Junior Championship**  
**RACE 5 - LAP CHART - Mallory Park - 9th August 2009**

Lap 1			Lap 2			Lap 3			Lap 4			Lap 5		
No	Behind	Laptime	No	Behind	Laptime	No	Behind	Laptime	No	Behind	Laptime	No	Behind	Laptime
1		57.431	1		51.384	1		51.194	1		51.247	1		53.061
50	0.475	57.906	50	1.916	52.825	50	2.454	51.732	50	3.238	52.031	47	1 LAP	1:03.103
62	2.042	59.473	62	3.496	52.838	62	5.007	52.705	62	7.151	53.391	42	1 LAP	1:06.438
53	3.144	1:00.575	53	5.698	53.938	53	8.216	53.712	53	11.581	54.612	50	1.691	51.514
48	6.071	1:03.502	48	9.708	55.021	48	13.583	55.069	48	18.227	55.891	46	1 LAP	1:05.333
64	7.077	1:04.508	64	11.643	55.950	64	16.034	55.585	96	1 LAP	1:15.710	94	1 LAP	1:04.574
88	7.373	1:04.804	88	12.146	56.157	88	17.111	56.159	64	21.566	56.779	62	7.100	53.010
59	8.629	1:06.060	59	13.541	56.296	59	18.749	56.402	88	22.407	56.543	53	12.656	54.136
41	8.885	1:06.316	41	14.722	57.221	41	19.581	56.053	59	24.826	57.324	48	20.500	55.334
14	10.260	1:07.691	14	15.737	56.861	14	21.084	56.541	41	25.100	56.766	64	24.834	56.329
35	11.181	1:08.612	35	17.376	57.579	35	24.204	58.022	14	26.482	56.645	88	26.658	57.312
45	11.480	1:08.911	45	17.672	57.576	45	24.799	58.321	35	30.297	57.340	59	30.468	58.703
32	12.804	1:10.235	32	20.743	59.323	32	28.741	59.192	45	30.685	57.133	41	30.882	58.843
65	13.776	1:11.207	65	22.630	1:00.238	65	32.598	1:01.162	32	36.815	59.321	14	32.022	58.601
42	15.035	1:12.466	42	26.619	1:02.968	42	39.189	1:03.764	65	44.082	1:02.731	35	35.258	58.022
46	17.588	1:15.019	46	30.406	1:04.202	47	41.840	1:00.974				45	35.909	58.285
94	18.182	1:15.613	94	31.923	1:05.125	46	44.381	1:05.169				32	43.527	59.773
47	21.349	1:18.780	47	32.060	1:02.095	94	46.052	1:05.323				96	1 LAP	1:15.164
96	23.834	1:21.265	96	48.259	1:15.809									

Weather/Track: Sun / Dry

www.mstworld.com

Page 1 of 3

Mallory Park  
Circuit Length = 1.3500 miles.  
Start: 16:54 End: 17:04

Printed - 17:06 Sunday, 09 August 2009

**HSCC/FJHRA Millers Oils Historic Formula Junior Championship**  
**RACE 5 - LAP CHART - Mallory Park - 9th August 2009**  
 (contd.)

Lap 6			Lap 7			Lap 8			Lap 9			Lap 10		
No	Behind	Laptime	No	Behind	Laptime	No	Behind	Laptime	No	Behind	Laptime	No	Behind	Laptime
1		51.279	1		51.769	1		51.318	1		51.465	1		54.547
65	1 LAP	1:01.894	50	3.960	51.956	50	5.187	52.545	45	1 LAP	57.049	88	1 LAP	1:01.025
50	3.773	53.361	65	1 LAP	1:00.786	32	1 LAP	59.555	50	5.061	51.339	59	1 LAP	1:00.037
62	10.330	54.509	62	11.862	53.301	62	14.304	53.760	32	1 LAP	59.415	94	2 LAPS	1:03.852
47	1 LAP	1:02.915	96	2 LAPS	1:15.967	65	1 LAP	1:01.347	62	16.933	54.094	14	1 LAP	1:00.519
42	1 LAP	1:04.407	53	19.976	55.520	53	23.179	54.521	53	26.642	54.928	41	1 LAP	1:04.097
53	16.225	54.848	47	1 LAP	1:03.158	47	1 LAP	1:03.505	65	1 LAP	1:01.056	50	6.305	55.791
46	1 LAP	1:05.205	42	1 LAP	1:02.613	48	36.703	57.467	35	1 LAP	1:26.269	45	1 LAP	59.408
94	1 LAP	1:06.172	48	30.554	57.611	42	1 LAP	1:03.505	48	41.869	56.631	46	2 LAPS	1:06.859
48	24.712	55.491	46	1 LAP	1:05.103	96	2 LAPS	1:17.321	64	51.035	58.968	96	3 LAPS	1:15.203
64	31.060	57.505	94	1 LAP	1:03.992	64	43.532	58.403	42	1 LAP	1:05.126	62	16.662	54.276
88	33.420	58.041	64	36.447	57.156	94	1 LAP	1:03.900	47	1 LAP	1:08.722	32	1 LAP	1:00.051
59	36.306	57.117	88	39.473	57.822	88	46.314	58.159				53	27.394	55.299
41	36.713	57.110	59	41.847	57.310	46	1 LAP	1:05.307				65	1 LAP	1:01.674
14	39.106	58.363	41	43.168	58.224	59	47.702	57.173				48	42.982	55.660
35	41.621	57.642	14	45.359	58.022	41	48.154	56.304						
45	42.297	57.667	35	47.139	57.287	14	51.117	57.076						
32	51.289	59.041	45	47.699	57.171									

Weather/Track: Sun / Dry

Mallory Park  
 Circuit Length = 1.3500 miles.  
 Start: 16:54 End: 17:04

**HSCC/FJHRA Millers Oils Historic Formula Junior Championship**  
**RACE 5 - LAP CHART - Mallory Park - 9th August 2009**  
 (contd.)

Lap 11			Lap 12			Lap 13			Lap 14			Lap 15		
No	Behind	Laptime	No	Behind	Laptime	No	Behind	Laptime	No	Behind	Laptime	No	Behind	Laptime
1		52.318												
64	1 LAP	58.162												
88	1 LAP	58.418												
50	7.464	53.477												
42	2 LAPS	1:03.225												
59	1 LAP	58.584												
47	2 LAPS	1:03.359												
41	1 LAP	57.336												
14	1 LAP	57.957												
45	1 LAP	57.537												
94	2 LAPS	1:04.374												
46	2 LAPS	1:03.866												
62	19.115	54.771												
53	29.533	54.457												
32	1 LAP	1:00.673												
96	3 LAPS	1:12.568												
65	1 LAP	1:01.223												
48	47.137	56.473												

Weather/Track: Sun / Dry

Mallory Park  
 Circuit Length = 1.3500 miles.  
 Start: 16:54 End: 17:04

**HSCC Classic Racing Cars supported by Chartland Properties Ltd.  
PRACTICE FOR RACE 6 - Mallory Park - 9th August 2009**

POS	NO	CL	NAME	NAT	ENTRY	TIME	LAPS	GAP	MPH
1	1	G	Ian GRAY		Brabham BT16	50.011	18		97.17
2	88	C	Michael SCOTT		Brabham BT30	50.512	16	0.501	96.21
3	62	G	Alasdair PIKE		Brabham BT21	52.123	16	2.112	93.24
4	74	G	Jon WAGGITT		Brabham BT18	52.186	16	2.175	93.12
5	24	D	Peter St BARBE		Tecno	53.186	9	3.175	91.37
6	56	G	Cliff GIDDENS		Brabham BT16	53.893	16	3.882	90.17
7	21	D	Andrew THORPE		March 703	53.906	16	3.895	90.15
8	61	F	Benjamin MITCHELL		Merlyn Mk20	54.127	15	4.116	89.78
9	45	G	Ronnie HAINES		Cooper T82	54.572	16	4.561	89.05
10	11	C	David BROWN		Brabham BT23C	55.390	11	5.379	87.74
11	71	D	Chris HOLLAND		Brabham BT21	55.553	8	5.542	87.48
12	8	G	Rodger NEWMAN		Brabham BT14	58.258	15	8.247	83.42
13	65	E	George COOPER		Cooper T59	58.281	15	8.270	83.38
14	27	D	Peter WILLIAMS		Brabham BT15	1:02.065	14	12.054	78.30
15	32	G	Julian JUDD		Jovis	1:21.160	11	31.149	59.88

**Weather/Track: Sun / Dry**

**These results are provisional until the conclusion of any judicial and technical matters.**

Mallory Park  
Circuit Length = 1.3500 miles.  
Start: 11:12 End: 11:27

Clerk of Course:	Stewards:	Timekeeper:
------------------	-----------	-------------

**HSCC Classic Racing Cars supported by Chartland Properties Ltd.**  
**PRACTICE - LAP ANALYSIS - Mallory Park - 9th August 2009**

<b>1</b>	<b>Ian GRAY</b>	Brabham BT16					
1 -	X:00.000	6 -	52.479	11 -	52.328	16 -	50.299
2 -	53.394	7 -	<b>50.011</b>	12 -	51.206	17 -	50.190
3 -	51.661	8 -	52.606	13 -	50.711	18 -	53.056
4 -	52.086	9 -	50.954	14 -	50.531		
5 -	52.091	10 -	52.803	15 -	51.244		
<b>8</b>	<b>Rodger NEWMAN</b>	Brabham BT14					
1 -	X:00.000	6 -	59.644	11 -	58.868		
2 -	1:01.467	7 -	1:01.084	12 -	1:01.397		
3 -	1:00.813	8 -	1:02.321	13 -	58.487		
4 -	1:03.030	9 -	59.766	14 -	<b>58.258</b>		
5 -	1:00.366	10 -	1:01.280	15 -	1:00.151		
<b>11</b>	<b>David BROWN</b>	Brabham BT23C					
1 -	X:00.000	6 -	55.774	11 -	57.093		
2 -	1:01.906	7 -	57.379				
3 -	57.534	8 -	57.570				
4 -	55.982	9 -	56.331				
5 -	<b>55.390</b>	10 -	57.463				
<b>21</b>	<b>Andrew THORPE</b>	March 703					
1 -	X:00.000	6 -	55.911	11 -	55.431	16 -	1:01.194
2 -	1:00.582	7 -	58.817	12 -	54.652		
3 -	1:00.942	8 -	55.995	13 -	57.284		
4 -	59.707	9 -	57.469	14 -	<b>53.906</b>		
5 -	57.110	10 -	57.148	15 -	55.060		
<b>24</b>	<b>Peter St BARBE</b>	Tecno					
1 -	X:00.000	6 -	53.964				
2 -	55.962	7 -	<b>53.186</b>				
3 -	54.316	8 -	56.209				
4 -	54.797	9 -	55.222				
5 -	54.475						
<b>27</b>	<b>Peter WILLIAMS</b>	Brabham BT15					
1 -	X:00.000	6 -	1:03.641	11 -	1:02.379		
2 -	1:07.495	7 -	1:04.189	12 -	1:03.613		
3 -	1:04.685	8 -	<b>1:02.065</b>	13 -	1:02.419		
4 -	1:06.786	9 -	1:05.055	14 -	1:04.185		
5 -	1:04.651	10 -	1:03.711				

Weather/Track: Sun / Dry

www.mstworld.com

Page 1 of 3

Mallory Park  
Circuit Length = 1.3500 miles.  
Start: 11:12 End: 11:27

Printed - 11:30 Sunday, 09 August 2009

**HSCC Classic Racing Cars supported by Chartland Properties Ltd.**  
**PRACTICE - LAP ANALYSIS - Mallory Park - 9th August 2009**  
 (contd.)


<b>32</b>	<b>Julian JUDD</b>	Jovis			
1 -	X:00.000	6 -	1:23.245	11 -	1:23.911
2 -	1:24.426	7 -	1:22.651		
3 -	1:22.120	8 -	1:24.686		
4 -	1:23.987	9 -	1:21.627		
5 -	<b>1:21.160</b>	10 -	1:22.393		
<b>45</b>	<b>Ronnie HAINES</b>	Cooper T82			
1 -	X:00.000	6 -	<b>54.572</b>	11 -	54.879
2 -	1:05.566	7 -	56.060	12 -	54.600
3 -	57.619	8 -	55.672	13 -	56.270
4 -	56.496	9 -	55.623	14 -	55.177
5 -	55.721	10 -	57.103	15 -	55.595
<b>56</b>	<b>Cliff GIDDENS</b>	Brabham BT16			
1 -	X:00.000	6 -	54.569	11 -	56.769
2 -	59.296	7 -	58.380	12 -	54.321
3 -	57.976	8 -	54.647	13 -	<b>53.893</b>
4 -	54.621	9 -	57.195	14 -	55.821
5 -	54.635	10 -	54.510	15 -	56.483
<b>61</b>	<b>Benjamin MITCHELL</b>	Merlyn Mk20			
1 -	X:00.000	6 -	54.817	11 -	57.986
2 -	57.269	7 -	54.409	12 -	54.700
3 -	56.495	8 -	55.592	13 -	54.967
4 -	54.992	9 -	56.266	14 -	54.197
5 -	56.330	10 -	56.864	15 -	<b>54.127</b>
<b>62</b>	<b>Alasdair PIKE</b>	Brabham BT21			
1 -	X:00.000	6 -	53.658	11 -	53.880
2 -	57.132	7 -	55.851	12 -	54.237
3 -	54.625	8 -	53.650	13 -	53.767
4 -	55.368	9 -	56.980	14 -	53.893
5 -	53.593	10 -	55.534	15 -	52.399
<b>65</b>	<b>George COOPER</b>	Cooper T59			
1 -	X:00.000	6 -	58.486	11 -	59.017
2 -	59.900	7 -	59.674	12 -	58.636
3 -	59.958	8 -	1:00.876	13 -	58.853
4 -	58.922	9 -	59.450	14 -	58.470
5 -	<b>58.281</b>	10 -	1:01.369	15 -	59.141

Weather/Track: Sun / Dry

**HSCC Classic Racing Cars supported by Chartland Properties Ltd.**  
**PRACTICE - LAP ANALYSIS - Mallory Park - 9th August 2009**  
 (contd.)

<b>71</b>	<b>Chris HOLLAND</b>					Brabham BT21	
1 -	X:00.000	6 -	56.599				
2 -	59.138	7 -	1:17.985				
3 -	56.404	8 -	2:20.834				
4 -	<b>55.553</b>						
5 -	56.650						
<b>74</b>	<b>Jon WAGGITT</b>					Brabham BT18	
1 -	X:00.000	6 -	53.534	11 -	54.919	16 -	<b>52.186</b>
2 -	1:01.662	7 -	54.679	12 -	53.271		
3 -	57.066	8 -	53.898	13 -	54.490		
4 -	54.477	9 -	54.453	14 -	53.567		
5 -	56.384	10 -	52.900	15 -	52.989		
<b>88</b>	<b>Michael SCOTT</b>					Brabham BT30	
1 -	X:00.000	6 -	54.156	11 -	53.488	16 -	<b>50.512</b>
2 -	55.261	7 -	53.270	12 -	52.753		
3 -	54.717	8 -	51.999	13 -	53.781		
4 -	53.723	9 -	1:06.052	14 -	51.704		
5 -	55.510	10 -	53.109	15 -	51.545		

**HSCC Classic Racing Cars supported by Chartland Properties Ltd.  
GRID FOR RACE 6 - AMENDED - Mallory Park - 9th August 2009**

ROW 7	27 WILLIAMS	32 JUDD
ROW 6	8 NEWMAN	65 COOPER
ROW 5	45 HAINES	71 HOLLAND
ROW 4	21 THORPE	61 MITCHELL
ROW 3	24 BARBE	56 GIDDENS
ROW 2	62 PIKE	74 WAGGITT
ROW 1	1 GRAY	88 SCOTT
	<b>POLE</b>	
		

**Car 11 Withdrawn.**

**Weather/Track: Sun / Dry**

**These results are provisional until the conclusion of any judicial and technical matters.**

Mallory Park

Circuit Length = 1.3500 miles.

Start: 11:12 End: 11:27

Clerk of Course:

Stewards:

Timekeeper:

**HSCC Classic Racing Cars supported by Chartland Properties Ltd.**  
**RACE 6 CLASSIFICATION - Mallory Park - 9th August 2009**

POS	NO	CL	NAME	NAT	ENTRY	TIME	LAPS	GAP	MPH	BEST
1	1	G	Ian GRAY		Brabham BT16	9:30.498	11		93.70	50.748
2	88	C	Michael SCOTT		Brabham BT30	9:32.607	11	2.109	93.36	50.845
3	74	G	Jon WAGGITT		Brabham BT18	9:50.023	11	19.525	90.60	52.830
4	62	G	Alasdair PIKE		Brabham BT21	9:56.857	11	26.359	89.56	52.761
5	24	D	Peter St BARBE		Tecno	10:02.292	11	31.794	88.76	52.801
6	56	G	Cliff GIDDENS		Brabham BT16	10:02.690	11	32.192	88.70	53.580
7	45	G	Ronnie HAINES		Cooper T82	10:29.939	11	59.441	84.86	54.944
8	21	D	Andrew THORPE		March 703	9:31.070	10	1 LAP	85.10	55.636
9	8	G	Rodger NEWMAN		Brabham BT14	10:13.836	10	1 LAP	79.17	57.996
10	27	D	Peter WILLIAMS		Brabham BT15	9:48.573	9	2 LAPS	74.31	1:03.752
11	32	G	Julian JUDD		Jovis	10:24.556	9	2 LAPS	70.03	1:06.288

**FASTEST LAP**

1	G	Ian GRAY	Brabham BT16	50.748	3	95.76mph	154.12kph
88	C	Michael SCOTT	Brabham BT30	50.845	9	95.58mph	153.82kph
24	D	Peter St BARBE	Tecno	52.801	5	92.04mph	148.13kph

**Car 27, No working transponder.**

**Weather/Track: Sun / Dry**

**These results are provisional until the conclusion of any judicial and technical matters.**

Mallory Park

Circuit Length = 1.3500 miles.

Start: 17:09 End: 17:19

Clerk of Course:	Stewards:	Timekeeper:
------------------	-----------	-------------

**HSCC Classic Racing Cars supported by Chartland Properties Ltd.**  
**RACE 6 - LAP ANALYSIS - Mallory Park - 9th August 2009**

<b>1</b>	<b>Ian GRAY</b>	Brabham BT16
1 -	56.959	6 - 51.099
2 -	51.041	7 - 51.654
3 -	<b>50.748</b>	8 - 51.797
4 -	51.478	9 - 51.073
5 -	51.207	10 - 52.009
<b>8</b>	<b>Rodger NEWMAN</b>	Brabham BT14
1 -	1:06.783	6 - 1:01.427
2 -	<b>57.996</b>	7 - 1:02.047
3 -	58.586	8 - 1:01.851
4 -	59.506	9 - 1:02.354
5 -	1:02.124	10 - 1:01.162
<b>21</b>	<b>Andrew THORPE</b>	March 703
1 -	1:03.473	6 - 56.298
2 -	<b>55.636</b>	7 - 55.948
3 -	56.050	8 - 57.487
4 -	56.381	9 - 56.134
5 -	56.582	10 - 57.081
<b>24</b>	<b>Peter St BARBE</b>	Tecno
1 -	1:02.172	6 - 54.160
2 -	53.729	7 - 53.362
3 -	53.499	8 - 54.679
4 -	53.477	9 - 54.542
5 -	<b>52.801</b>	10 - 55.552
<b>27</b>	<b>Peter WILLIAMS</b>	Brabham BT15
1 -	1:12.950	6 - 1:04.422
2 -	1:03.840	7 - 1:05.239
3 -	<b>1:03.752</b>	8 - 1:04.665
4 -	1:04.513	9 - 1:04.149
5 -	1:05.043	
<b>32</b>	<b>Julian JUDD</b>	Jovis
1 -	1:17.536	6 - 1:08.596
2 -	1:08.646	7 - 1:08.593
3 -	1:07.921	8 - 1:08.757
4 -	1:09.375	9 - <b>1:06.288</b>
5 -	1:08.844	

Car 27, No working transponder.  
 Weather/Track: Sun / Dry

# HSCC Classic Racing Cars supported by Chartland Properties Ltd.

## RACE 6 - LAP ANALYSIS - Mallory Park - 9th August 2009

(contd.)

<b>45</b>	<b>Ronnie HAINES</b>	Cooper T82	
1 -	1:02.608	6 - 57.729	11 - 59.738
2 -	<b>54.944</b>	7 - 56.229	
3 -	55.326	8 - 57.613	
4 -	55.937	9 - 56.462	
5 -	56.643	10 - 56.710	
<b>56</b>	<b>Cliff GIDDENS</b>	Brabham BT16	
1 -	59.278	6 - 55.135	11 - 53.995
2 -	53.713	7 - 54.063	
3 -	<b>53.580</b>	8 - 54.594	
4 -	53.815	9 - 54.640	
5 -	53.771	10 - 56.106	
<b>62</b>	<b>Alasdair PIKE</b>	Brabham BT21	
1 -	1:00.861	6 - 53.683	11 - 53.954
2 -	53.302	7 - 53.289	
3 -	52.919	8 - <b>52.761</b>	
4 -	53.562	9 - 54.600	
5 -	53.660	10 - 54.266	
<b>74</b>	<b>Jon WAGGITT</b>	Brabham BT18	
1 -	56.167	6 - 53.115	11 - 53.179
2 -	54.336	7 - 53.110	
3 -	<b>52.830</b>	8 - 52.855	
4 -	53.062	9 - 54.196	
5 -	53.833	10 - 53.340	
<b>88</b>	<b>Michael SCOTT</b>	Brabham BT30	
1 -	57.499	6 - 51.326	11 - 50.962
2 -	52.343	7 - 51.452	
3 -	51.189	8 - 51.972	
4 -	52.121	9 - <b>50.845</b>	
5 -	51.637	10 - 51.261	

Car 27, No working transponder.  
Weather/Track: Sun / Dry

**HSCC Classic Racing Cars supported by Chartland Properties Ltd.**  
**RACE 6 - LAP CHART - Mallory Park - 9th August 2009**

Lap 1			Lap 2			Lap 3			Lap 4			Lap 5		
No	Behind	Laptime	No	Behind	Laptime	No	Behind	Laptime	No	Behind	Laptime	No	Behind	Laptime
74		56.167	1		51.041	1		50.748	1		51.478	1		51.207
1	0.792	56.959	88	1.842	52.343	88	2.283	51.189	88	2.926	52.121	88	3.356	51.637
88	1.332	57.499	74	2.503	54.336	74	4.585	52.830	32	1 LAP	1:07.921	27	1 LAP	1:04.513
56	3.111	59.278	56	4.991	53.713	56	7.823	53.580	74	6.169	53.062	74	8.795	53.833
62	4.694	1:00.861	62	6.163	53.302	62	8.334	52.919	56	10.160	53.815	56	12.724	53.771
24	6.005	1:02.172	24	7.901	53.729	24	10.652	53.499	62	10.418	53.562	62	12.871	53.660
45	6.441	1:02.608	45	9.552	54.944	45	14.130	55.326	24	12.651	53.477	24	14.245	52.801
21	7.306	1:03.473	21	11.109	55.636	21	16.411	56.050	45	18.589	55.937	32	1 LAP	1:09.375
8	10.616	1:06.783	8	16.779	57.996	8	24.617	58.586	21	21.314	56.381	45	24.025	56.643
27	16.783	1:12.950	27	28.790	1:03.840	27	41.794	1:03.752	8	32.645	59.506	21	26.689	56.582
32	21.369	1:17.536	32	38.182	1:08.646							8	43.562	1:02.124

**Car 27, No working transponder.**  
**Weather/Track: Sun / Dry**

Mallory Park  
 Circuit Length = 1.3500 miles.  
 Start: 17:09 End: 17:19

**HSCC Classic Racing Cars supported by Chartland Properties Ltd.**  
**RACE 6 - LAP CHART - Mallory Park - 9th August 2009**  
 (contd.)

Lap 6			Lap 7			Lap 8			Lap 9			Lap 10		
No	Behind	Laptime	No	Behind	Laptime	No	Behind	Laptime	No	Behind	Laptime	No	Behind	Laptime
1		51.099	1		51.654	1		51.797	1		51.073	1		52.009
88	3.583	51.326	8	1 LAP	1:01.427	88	3.556	51.972	88	3.328	50.845	88	2.580	51.261
74	10.811	53.115	88	3.381	51.452	32	2 LAPS	1:08.596	74	16.448	54.196	27	2 LAPS	1:04.665
62	15.455	53.683	74	12.267	53.110	8	1 LAP	1:02.047	62	21.581	54.600	74	17.779	53.340
56	16.760	55.135	62	17.090	53.289	74	13.325	52.855	32	2 LAPS	1:08.593	62	23.838	54.266
24	17.306	54.160	24	19.014	53.362	62	18.054	52.761	8	1 LAP	1:01.851	24	28.908	55.552
27	1 LAP	1:05.043	56	19.169	54.063	24	21.896	54.679	24	25.365	54.542	56	29.630	56.106
45	30.655	57.729	27	1 LAP	1:04.422	56	21.966	54.594	56	25.533	54.640	8	1 LAP	1:02.354
21	31.888	56.298	45	35.230	56.229	45	41.046	57.613	45	46.435	56.462	32	2 LAPS	1:08.757
32	1 LAP	1:08.844	21	36.182	55.948	21	41.872	57.487	21	46.933	56.134	45	51.136	56.710
						27	1 LAP	1:05.239						

Car 27, No working transponder.  
 Weather/Track: Sun / Dry

Mallory Park  
 Circuit Length = 1.3500 miles.  
 Start: 17:09 End: 17:19

**HSCC Classic Racing Cars supported by Chartland Properties Ltd.**  
**RACE 6 - LAP CHART - Mallory Park - 9th August 2009**  
 (contd.)

Lap 11			Lap 12			Lap 13			Lap 14			Lap 15		
No	Behind	Laptime	No	Behind	Laptime	No	Behind	Laptime	No	Behind	Laptime	No	Behind	Laptime
1		51.433												
21	1 LAP	57.081												
88	2.109	50.962												
27	2 LAPS	1:04.149												
74	19.525	53.179												
62	26.359	53.954												
24	31.794	54.319												
56	32.192	53.995												
8	1 LAP	1:01.162												
32	2 LAPS	1:06.288												
45	59.441	59.738												

**Car 27, No working transponder.**  
**Weather/Track: Sun / Dry**

# HSCC 70's Road Sports Championship

## PRACTICE FOR RACE 7 - Mallory Park - 9th August 2009

POS	NO	CL	NAME	NAT	ENTRY	TIME	LAPS	GAP	MPH
1	34	B	Peter SHAW		TVR Tuscan	55.301	16		87.88
2	29	A	Phil BRIGGS		Porsche 928	55.664	16	0.363	87.31
3	1	D2	Ian JACOBS		Jensen Healey	55.786	15	0.485	87.11
4	65	C	Steve COOKE		Lotus 7 S4	56.174	14	0.873	86.51
5	9	B	Julian BARTER	TR	TVR 3000M	56.232	16	0.931	86.42
6	37	B	Josh SADLER		Porsche 911	57.286	15	1.985	84.83
7	26	B	Paul STAFFORD		Datsun 240Z	57.845	15	2.544	84.01
8	98	D2	Bob TROTTER		Jensen Healey	58.005	13	2.704	83.78
9	92	D2	Brian JARVIS		Porsche 924	59.383	14	4.082	81.84
10	22	B	Scott WINNARD		TVR Taimar	59.440	15	4.139	81.76
11	8	B	Clive FOSKETT		Datsun 240Z	59.940	15	4.639	81.08
12	78	D2	Mark DUDLEY		Alfa Romeo 2000 GTV	1:00.546	14	5.245	80.27
13	82	D1	Alex CHILDS		Lancia Fulvia Sport	1:00.812	15	5.511	79.91
14	58	D1	Robert BARTER		Alfa Romeo GT 1600 Junior	1:00.945	15	5.644	79.74
15	68	D2	Jon WAGSTAFF		Alfa Romeo 2000GTV	1:02.233	14	6.932	78.09
16	76	D2	David ERWIN		Alfa Romeo 2000GTV	1:02.803	14	7.502	77.38
17	81	D2	John DOBSON		Alfa Romeo 2000 GTV	1:03.136	14	7.835	76.97
18	50	D2	Jeremy STAFFORD		Triumph GT6	1:03.436	7	8.135	76.61

TR = No working transponder.

Weather/Track: Sun / Dry

These results are provisional until the conclusion of any judicial and technical matters.

Mallory Park

Circuit Length = 1.3500 miles.

Start: 11:37 End: 11:52

Clerk of Course:	Stewards:	Timekeeper:
------------------	-----------	-------------

**HSCC 70's Road Sports Championship**  
**PRACTICE - LAP ANALYSIS - Mallory Park - 9th August 2009**

<b>1</b>	<b>Ian JACOBS</b>	Jensen Healey				
1 -	X:00.000	6 -	56.411	11 -	56.269	
2 -	58.963	7 -	56.206	12 -	56.098	
3 -	58.110	8 -	56.283	13 -	56.924	
4 -	56.847	9 -	55.911	14 -	<b>55.786</b>	
5 -	58.405	10 -	56.872	15 -	1:04.509	
<b>8</b>	<b>Clive FOSKETT</b>	Datsun 240Z				
1 -	X:00.000	6 -	1:01.685	11 -	1:00.720	
2 -	1:01.761	7 -	1:01.081	12 -	1:00.860	
3 -	1:00.421	8 -	1:00.293	13 -	1:00.367	
4 -	<b>59.940</b>	9 -	1:00.818	14 -	1:00.391	
5 -	1:02.139	10 -	1:00.467	15 -	1:02.486	
<b>9</b>	<b>Julian BARTER</b>	TR		TVR 3000M		
1 -	X:00.000	6 -	58.817	11 -	<b>56.232</b>	
2 -	58.386	7 -	57.405	12 -	57.587	
3 -	57.875	8 -	57.879	13 -	58.548	
4 -	57.204	9 -	56.778	14 -	58.001	
5 -	57.303	10 -	56.933	15 -	57.427	
<b>22</b>	<b>Scott WINNARD</b>	TVR Taimar				
1 -	X:00.000	6 -	1:03.294	11 -	1:00.111	
2 -	1:03.833	7 -	1:00.894	12 -	1:00.883	
3 -	1:02.439	8 -	1:00.572	13 -	59.856	
4 -	1:01.004	9 -	1:01.621	14 -	1:00.035	
5 -	1:02.038	10 -	59.972	15 -	<b>59.440</b>	
<b>26</b>	<b>Paul STAFFORD</b>	Datsun 240Z				
1 -	X:00.000	6 -	58.521	11 -	58.106	
2 -	59.878	7 -	58.070	12 -	58.545	
3 -	58.130	8 -	58.265	13 -	59.612	
4 -	58.054	9 -	58.730	14 -	59.903	
5 -	<b>57.845</b>	10 -	59.814	15 -	58.542	
<b>29</b>	<b>Phil BRIGGS</b>	Porsche 928				
1 -	X:00.000	6 -	56.304	11 -	58.310	
2 -	58.539	7 -	56.299	12 -	56.697	
3 -	56.699	8 -	57.097	13 -	57.543	
4 -	56.826	9 -	<b>55.664</b>	14 -	58.489	
5 -	59.317	10 -	1:00.136	15 -	57.415	

TR = No working transponder.  
 Weather/Track: Sun / Dry

**HSCC 70's Road Sports Championship**  
**PRACTICE - LAP ANALYSIS - Mallory Park - 9th August 2009**  
 (contd.)

<b>34</b>	<b>Peter SHAW</b>			TVR Tuscan
1 -	X:00.000	6 -	<b>55.301</b>	11 - 1:04.655
2 -	58.024	7 -	56.517	12 - 55.800
3 -	56.219	8 -	56.532	13 - 1:05.457
4 -	58.163	9 -	56.244	14 - 57.675
5 -	56.292	10 -	55.664	15 - 57.169
16 -				1:00.739
<b>37</b>	<b>Josh SADLER</b>			Porsche 911
1 -	X:00.000	6 -	57.570	11 - 57.631
2 -	1:00.621	7 -	57.900	12 - 57.756
3 -	58.657	8 -	58.177	13 - 57.361
4 -	57.663	9 -	57.904	14 - <b>57.286</b>
5 -	57.443	10 -	57.961	15 - 58.015
<b>50</b>	<b>Jeremy STAFFORD</b>			Triumph GT6
1 -	X:00.000	6 -	<b>1:03.436</b>	
2 -	1:05.963	7 -	1:03.448	
3 -	1:03.798			
4 -	1:04.097			
5 -	1:03.563			
<b>58</b>	<b>Robert BARTER</b>			Alfa Romeo GT 1600 Junior
1 -	X:00.000	6 -	1:02.418	11 - 1:02.916
2 -	1:02.148	7 -	1:02.333	12 - 1:01.675
3 -	1:01.431	8 -	1:02.542	13 - <b>1:00.945</b>
4 -	1:02.583	9 -	1:01.747	14 - 1:01.330
5 -	1:02.008	10 -	1:02.633	15 - 1:01.386
<b>65</b>	<b>Steve COOKE</b>			Lotus 7 S4
1 -	X:00.000	6 -	58.917	11 - 56.755
2 -	1:02.601	7 -	57.658	12 - 57.920
3 -	58.869	8 -	1:04.472	13 - 56.815
4 -	58.078	9 -	2:14.010	14 - <b>56.174</b>
5 -	57.529	10 -	56.857	
<b>68</b>	<b>Jon WAGSTAFF</b>			Alfa Romeo 2000GTV
1 -	X:00.000	6 -	1:02.404	11 - 1:02.889
2 -	1:04.668	7 -	<b>1:02.233</b>	12 - 1:02.776
3 -	1:03.336	8 -	1:02.971	13 - 1:03.758
4 -	1:02.946	9 -	1:03.366	14 - 1:04.647
5 -	1:02.429	10 -	1:03.338	

TR = No working transponder.  
 Weather/Track: Sun / Dry


**HSCC 70's Road Sports Championship**  
**PRACTICE - LAP ANALYSIS - Mallory Park - 9th August 2009**  
 (contd.)

<b>76</b>	<b>David ERWIN</b>	Alfa Romeo 2000GTV		
1 - X:00.000	6 - 1:06.175	11 - <b>1:02.803</b>		
2 - 1:09.691	7 - 1:06.759	12 - 1:04.091		
3 - 1:09.961	8 - 1:03.987	13 - 1:04.142		
4 - 1:05.848	9 - 1:04.284	14 - 1:03.443		
5 - 1:04.884	10 - 1:05.013			
<b>78</b>	<b>Mark DUDLEY</b>	Alfa Romeo 2000 GTV		
1 - X:00.000	6 - 1:02.270	11 - 1:00.655		
2 - 1:04.330	7 - 1:02.085	12 - 1:00.989		
3 - 1:03.352	8 - 1:01.111	13 - 1:01.647		
4 - 1:03.736	9 - 1:01.144	14 - <b>1:00.546</b>		
5 - 1:02.864	10 - 1:01.016			
<b>81</b>	<b>John DOBSON</b>	Alfa Romeo 2000 GTV		
1 - X:00.000	6 - 1:04.225	11 - 1:04.181		
2 - 1:06.874	7 - 1:04.169	12 - 1:03.955		
3 - 1:06.423	8 - 1:05.319	13 - 1:03.607		
4 - 1:05.406	9 - 1:03.878	14 - <b>1:03.136</b>		
5 - 1:04.866	10 - 1:03.583			
<b>82</b>	<b>Alex CHILDS</b>	Lancia Fulvia Sport		
1 - X:00.000	6 - 1:02.540	11 - 1:04.080		
2 - 1:03.172	7 - 1:02.454	12 - 1:01.106		
3 - 1:01.948	8 - 1:02.696	13 - 1:01.214		
4 - 1:02.434	9 - 1:00.913	14 - 1:01.111		
5 - <b>1:00.812</b>	10 - 1:03.038	15 - 1:01.191		
<b>92</b>	<b>Brian JARVIS</b>	Porsche 924		
1 - X:00.000	6 - 1:00.713	11 - 1:02.982		
2 - 1:02.619	7 - 1:00.368	12 - 1:54.846		
3 - 1:01.491	8 - <b>59.383</b>	13 - 1:00.265		
4 - 1:02.761	9 - 1:02.633	14 - 1:02.083		
5 - 1:02.640	10 - 1:04.530			
<b>98</b>	<b>Bob TROTTER</b>	Jensen Healey		
1 - X:00.000	6 - 58.823	11 - 58.690		
2 - 1:01.946	7 - <b>58.005</b>	12 - 58.066		
3 - 59.296	8 - 58.319	13 - 1:18.703		
4 - 59.240	9 - 58.241			
5 - 58.354	10 - 59.254			

TR = No working transponder.  
 Weather/Track: Sun / Dry

# HSCC 70's Road Sports Championship

## GRID FOR RACE 7 - Mallory Park - 9th August 2009

ROW 9	81 DOBSON	50 STAFFORD
ROW 8	68 WAGSTAFF	76 ERWIN
ROW 7	82 CHILDS	58 BARTER
ROW 6	8 FOSKETT	78 DUDLEY
ROW 5	92 JARVIS	22 WINNARD
ROW 4	26 STAFFORD	98 TROTTER
ROW 3	9 BARTER	37 SADLER
ROW 2	1 JACOBS	65 COOKE
ROW 1	34 SHAW	29 BRIGGS
	POLE	
		

TR = No working transponder.

Weather/Track: Sun / Dry

These results are provisional until the conclusion of any judicial and technical matters.

Mallory Park

Circuit Length = 1.3500 miles.

Start: 11:37 End: 11:52

Clerk of Course:

Stewards:

Timekeeper:

# HSCC 70's Road Sports Championship

## RACE 7 CLASSIFICATION - Mallory Park - 9th August 2009

POS	NO	CL	NAME	NAT	ENTRY	TIME	LAPS	GAP	MPH	BEST
1	34	B	Peter SHAW		TVR Tuscan	15:08.963	16		85.54	55.855
2	9	B	Julian BARTER		TVR 3000M	15:16.140	16	7.177	84.87	55.880
3	29	A	Phil BRIGGS		Porsche 928	15:18.620	16	9.657	84.64	56.204
4	1	D2	Ian JACOBS		Jensen Healey	15:18.952	16	9.989	84.61	56.045
5	65	C	Steve COOKE		Lotus 7 S4	15:25.727	16	16.764	83.99	56.782
6	37	B	Josh SADLER		Porsche 911	15:31.050	16	22.087	83.51	56.969
7	98	D2	Bob TROTTER		Jensen Healey	15:43.729	16	34.766	82.39	57.908
8	26	B	Paul STAFFORD		Datsun 240Z	15:45.392	16	36.429	82.25	57.349
9	22	B	Scott WINNARD		TVR Taimar	16:06.746	16	57.783	80.43	59.252
10	92	D2	Brian JARVIS		Porsche 924	15:19.147	15	1 LAP	79.31	59.653
11	8	B	Clive FOSKETT		Datsun 240Z	15:23.244	15	1 LAP	78.96	59.366
12	68	D2	Jon WAGSTAFF		Alfa Romeo 2000GTV	15:28.928	15	1 LAP	78.47	59.841
13	82	D1	Alex CHILDS		Lancia Fulvia Sport	15:37.814	15	1 LAP	77.73	1:00.979
14	81	D2	John DOBSON		Alfa Romeo 2000 GTV	16:00.038	15	1 LAP	75.93	1:02.386
15	76	D2	David ERWIN		Alfa Romeo 2000GTV	16:01.069	15	1 LAP	75.85	1:02.264
16	58	D1	Robert BARTER		Alfa Romeo GT 1600 Junior	15:22.752	14	2 LAPS	73.73	1:02.038

### NOT CLASSIFIED

78	D2	Mark DUDLEY		Alfa Romeo 2000 GTV	14:31.136	14	D.N.F.	78.10	1:00.294
50	D2	Jeremy STAFFORD		Triumph GT6	11:51.071	11	D.N.F.	75.18	1:02.115

### FASTEST LAP

34	B	Peter SHAW		TVR Tuscan	55.855	4	87.01mph	140.03kph
1	D2	Ian JACOBS		Jensen Healey	56.045	8	86.71mph	139.55kph
29	A	Phil BRIGGS		Porsche 928	56.204	4	86.47mph	139.16kph
65	C	Steve COOKE		Lotus 7 S4	56.782	15	85.59mph	137.74kph
82	D1	Alex CHILDS		Lancia Fulvia Sport	1:00.979	9	79.70mph	128.26kph

Weather/Track: Sun / Dry

These results are provisional until the conclusion of any judicial and technical matters.

Mallory Park  
Circuit Length = 1.3500 miles.  
Start: 17:42 End: 17:57

Clerk of Course:	Stewards:	Timekeeper:
------------------	-----------	-------------

# HSCC 70's Road Sports Championship

## RACE 7 - LAP ANALYSIS - Mallory Park - 9th August 2009

<b>1</b>	<b>Ian JACOBS</b>	Jensen Healey					
1 -	1:03.987	6 -	56.388	11 -	56.557	16 -	57.448
2 -	56.423	7 -	56.219	12 -	57.680		
3 -	57.356	8 -	<b>56.045</b>	13 -	57.313		
4 -	56.570	9 -	57.410	14 -	57.575		
5 -	56.246	10 -	57.657	15 -	58.078		
<b>8</b>	<b>Clive FOSKETT</b>	Datsun 240Z					
1 -	1:09.541	6 -	1:00.897	11 -	1:00.741		
2 -	1:00.776	7 -	1:00.864	12 -	1:01.402		
3 -	1:00.792	8 -	1:00.868	13 -	59.857		
4 -	1:01.374	9 -	1:01.720	14 -	1:02.351		
5 -	1:01.564	10 -	1:01.131	15 -	<b>59.366</b>		
<b>9</b>	<b>Julian BARTER</b>	TVR 3000M					
1 -	1:04.595	6 -	56.311	11 -	56.799	16 -	56.971
2 -	<b>55.880</b>	7 -	56.715	12 -	57.482		
3 -	56.132	8 -	56.252	13 -	57.444		
4 -	56.220	9 -	57.724	14 -	56.963		
5 -	56.257	10 -	57.324	15 -	57.071		
<b>22</b>	<b>Scott WINNARD</b>	TVR Taimar					
1 -	1:07.574	6 -	59.966	11 -	59.398	16 -	1:00.169
2 -	59.700	7 -	1:00.460	12 -	59.710		
3 -	<b>59.252</b>	8 -	59.982	13 -	1:00.439		
4 -	59.882	9 -	59.501	14 -	1:00.671		
5 -	59.801	10 -	1:00.148	15 -	1:00.093		
<b>26</b>	<b>Paul STAFFORD</b>	Datsun 240Z					
1 -	1:08.333	6 -	57.518	11 -	58.422	16 -	58.062
2 -	59.356	7 -	57.474	12 -	59.073		
3 -	<b>57.349</b>	8 -	58.177	13 -	59.995		
4 -	59.452	9 -	59.599	14 -	59.418		
5 -	57.654	10 -	58.018	15 -	57.492		
<b>29</b>	<b>Phil BRIGGS</b>	Porsche 928					
1 -	1:02.108	6 -	56.288	11 -	56.818	16 -	57.454
2 -	57.214	7 -	56.294	12 -	57.884		
3 -	56.486	8 -	56.613	13 -	57.800		
4 -	<b>56.204</b>	9 -	58.027	14 -	57.487		
5 -	56.723	10 -	56.905	15 -	58.315		

Weather/Track: Sun / Dry

www.mstworld.com

Page 1 of 3

Mallory Park  
Circuit Length = 1.3500 miles.  
Start: 17:42 End: 17:57

Printed - 18:01 Sunday, 09 August 2009

**HSCC 70's Road Sports Championship**  
**RACE 7 - LAP ANALYSIS - Mallory Park - 9th August 2009**  
 (contd.)

<b>34</b>	<b>Peter SHAW</b>				TVR Tuscan
1 -	1:01.331	6 -	56.417	11 -	57.903
2 -	56.045	7 -	56.037	12 -	56.803
3 -	55.923	8 -	56.032	13 -	56.727
4 -	<b>55.855</b>	9 -	57.328	14 -	56.452
5 -	56.391	10 -	56.326	15 -	56.083
16 -	57.310				
<b>37</b>	<b>Josh SADLER</b>				Porsche 911
1 -	1:05.761	6 -	57.406	11 -	58.295
2 -	57.411	7 -	57.705	12 -	57.754
3 -	57.477	8 -	57.441	13 -	58.073
4 -	<b>56.969</b>	9 -	57.527	14 -	58.022
5 -	57.349	10 -	57.548	15 -	57.901
16 -	58.411				
<b>50</b>	<b>Jeremy STAFFORD</b>				Triumph GT6
1 -	1:14.901	6 -	1:02.575	11 -	1:08.437
2 -	1:02.745	7 -	1:02.202		
3 -	1:03.193	8 -	1:03.131		
4 -	<b>1:02.115</b>	9 -	1:04.002		
5 -	1:02.477	10 -	1:05.293		
<b>58</b>	<b>Robert BARTER</b>				Alfa Romeo GT 1600 Junior
1 -	1:17.359	6 -	<b>1:02.038</b>	11 -	1:04.362
2 -	1:02.442	7 -	1:02.552	12 -	1:03.152
3 -	1:02.610	8 -	1:03.523	13 -	1:16.467
4 -	1:03.054	9 -	1:03.528	14 -	1:15.364
5 -	1:02.732	10 -	1:03.569		
<b>65</b>	<b>Steve COOKE</b>				Lotus 7 S4
1 -	1:05.022	6 -	57.295	11 -	58.384
2 -	57.370	7 -	57.853	12 -	57.316
3 -	56.917	8 -	57.068	13 -	57.857
4 -	57.680	9 -	57.521	14 -	56.958
5 -	57.372	10 -	57.116	15 -	<b>56.782</b>
16 -	57.216				
<b>68</b>	<b>Jon WAGSTAFF</b>				Alfa Romeo 2000GTV
1 -	1:12.887	6 -	1:01.267	11 -	1:00.821
2 -	1:01.517	7 -	1:01.092	12 -	1:00.939
3 -	1:01.450	8 -	1:01.357	13 -	<b>59.841</b>
4 -	1:01.734	9 -	1:01.165	14 -	1:00.231
5 -	1:02.290	10 -	1:01.537	15 -	1:00.800

Weather/Track: Sun / Dry

www.mstworld.com

Page 2 of 3

Mallory Park  
 Circuit Length = 1.3500 miles.  
 Start: 17:42 End: 17:57

Printed - 18:01 Sunday, 09 August 2009

**HSCC 70's Road Sports Championship**  
**RACE 7 - LAP ANALYSIS - Mallory Park - 9th August 2009**  
 (contd.)

<b>76</b>	<b>David ERWIN</b>	Alfa Romeo 2000GTV			
1 -	1:16.020	6 -	1:03.074	11 -	1:04.510
2 -	1:02.863	7 -	1:02.728	12 -	1:03.541
3 -	1:03.074	8 -	1:04.744	13 -	<b>1:02.264</b>
4 -	1:02.961	9 -	1:02.578	14 -	1:03.035
5 -	1:02.945	10 -	1:03.027	15 -	1:03.705
<b>78</b>	<b>Mark DUDLEY</b>	Alfa Romeo 2000 GTV			
1 -	1:11.254	6 -	1:02.124	11 -	1:01.506
2 -	1:01.326	7 -	1:01.097	12 -	1:00.573
3 -	1:01.402	8 -	1:01.346	13 -	<b>1:00.294</b>
4 -	1:03.093	9 -	1:01.303	14 -	1:01.513
5 -	1:01.409	10 -	1:02.896		
<b>81</b>	<b>John DOBSON</b>	Alfa Romeo 2000 GTV			
1 -	1:13.822	6 -	1:02.524	11 -	1:04.119
2 -	1:03.049	7 -	1:02.637	12 -	1:04.012
3 -	1:02.824	8 -	1:03.541	13 -	<b>1:02.386</b>
4 -	1:03.641	9 -	1:03.183	14 -	1:02.738
5 -	1:03.216	10 -	1:04.448	15 -	1:03.898
<b>82</b>	<b>Alex CHILDS</b>	Lancia Fulvia Sport			
1 -	1:12.239	6 -	1:02.717	11 -	1:02.910
2 -	1:01.640	7 -	1:01.202	12 -	1:01.417
3 -	1:01.661	8 -	1:01.067	13 -	1:02.097
4 -	1:01.852	9 -	<b>1:00.979</b>	14 -	1:01.656
5 -	1:02.315	10 -	1:02.652	15 -	1:01.410
<b>92</b>	<b>Brian JARVIS</b>	Porsche 924			
1 -	1:10.778	6 -	<b>59.653</b>	11 -	1:00.682
2 -	1:00.840	7 -	1:00.027	12 -	1:00.820
3 -	1:00.694	8 -	1:00.429	13 -	1:01.008
4 -	1:00.664	9 -	1:00.643	14 -	1:00.479
5 -	1:00.148	10 -	1:00.319	15 -	1:01.963
<b>98</b>	<b>Bob TROTTER</b>	Jensen Healey			
1 -	1:06.700	6 -	58.663	11 -	58.987
2 -	58.125	7 -	58.098	12 -	58.881
3 -	58.120	8 -	58.601	13 -	58.963
4 -	58.105	9 -	59.075	14 -	<b>57.908</b>
5 -	58.443	10 -	58.299	15 -	58.446
				16 -	58.315

Weather/Track: Sun / Dry

www.mstworld.com

Page 3 of 3

Mallory Park  
 Circuit Length = 1.3500 miles.  
 Start: 17:42 End: 17:57

Printed - 18:01 Sunday, 09 August 2009

**HSCC 70's Road Sports Championship**  
**RACE 7 - LAP CHART - Mallory Park - 9th August 2009**

Lap 1			Lap 2			Lap 3			Lap 4			Lap 5		
No	Behind	Laptime	No	Behind	Laptime	No	Behind	Laptime	No	Behind	Laptime	No	Behind	Laptime
34		1:01.331	34		56.045	34		55.923	34		55.855	34		56.391
29	0.777	1:02.108	29	1.946	57.214	29	2.509	56.486	29	2.858	56.204	29	3.190	56.723
1	2.656	1:03.987	1	3.034	56.423	9	3.308	56.132	9	3.673	56.220	9	3.539	56.257
9	3.264	1:04.595	9	3.099	55.880	1	4.467	57.356	1	5.182	56.570	1	5.037	56.246
65	3.691	1:05.022	65	5.016	57.370	65	6.010	56.917	65	7.835	57.680	65	8.816	57.372
37	4.430	1:05.761	37	5.796	57.411	37	7.350	57.477	37	8.464	56.969	37	9.422	57.349
98	5.369	1:06.700	98	7.449	58.125	98	9.646	58.120	98	11.896	58.105	98	13.948	58.443
22	6.243	1:07.574	22	9.898	59.700	26	11.739	57.349	26	15.336	59.452	26	16.599	57.654
26	7.002	1:08.333	26	10.313	59.356	22	13.227	59.252	22	17.254	59.882	22	20.664	59.801
8	8.210	1:09.541	8	12.941	1:00.776	8	17.810	1:00.792	8	23.329	1:01.374	92	27.579	1:00.148
92	9.447	1:10.778	92	14.242	1:00.840	92	19.013	1:00.694	92	23.822	1:00.664	8	28.502	1:01.564
78	9.923	1:11.254	78	15.204	1:01.326	78	20.683	1:01.402	78	27.921	1:03.093	78	32.939	1:01.409
82	10.908	1:12.239	82	16.503	1:01.640	82	22.241	1:01.661	82	28.238	1:01.852	82	34.162	1:02.315
68	11.556	1:12.887	68	17.028	1:01.517	68	22.555	1:01.450	68	28.434	1:01.734	68	34.333	1:02.290
81	12.491	1:13.822	81	19.495	1:03.049	81	26.396	1:02.824	50	33.800	1:02.115	50	39.886	1:02.477
50	13.570	1:14.901	50	20.270	1:02.745	50	27.540	1:03.193	81	34.182	1:03.641	81	41.007	1:03.216
76	14.689	1:16.020	76	21.507	1:02.863	76	28.658	1:03.074	76	35.764	1:02.961	76	42.318	1:02.945
58	16.028	1:17.359	58	22.425	1:02.442	58	29.112	1:02.610	58	36.311	1:03.054	58	42.652	1:02.732

Weather/Track: Sun / Dry

www.mstworld.com

Page 1 of 4

Mallory Park  
Circuit Length = 1.3500 miles.  
Start: 17:42 End: 17:57

Printed - 18:00 Sunday, 09 August 2009

**HSCC 70's Road Sports Championship**  
**RACE 7 - LAP CHART - Mallory Park - 9th August 2009**  
 (contd.)

Lap 6			Lap 7			Lap 8			Lap 9			Lap 10		
No	Behind	Laptime	No	Behind	Laptime	No	Behind	Laptime	No	Behind	Laptime	No	Behind	Laptime
34		56.417	34		56.037	34		56.032	34		57.328	34		56.326
29	3.061	56.288	29	3.318	56.294	29	3.899	56.613	50	1 LAP	1:03.131	29	5.177	56.905
9	3.433	56.311	9	4.111	56.715	9	4.331	56.252	81	1 LAP	1:03.541	9	5.725	57.324
1	5.008	56.388	1	5.190	56.219	1	5.203	56.045	29	4.598	58.027	1	6.616	57.657
65	9.694	57.295	65	11.510	57.853	65	12.546	57.068	9	4.727	57.724	50	1 LAP	1:04.002
37	10.411	57.406	37	12.079	57.705	37	13.488	57.441	58	1 LAP	1:03.523	81	1 LAP	1:03.183
98	16.194	58.663	98	18.255	58.098	98	20.824	58.601	1	5.285	57.410	58	1 LAP	1:03.528
26	17.700	57.518	26	19.137	57.474	26	21.282	58.177	76	1 LAP	1:04.744	76	1 LAP	1:02.578
22	24.213	59.966	22	28.636	1:00.460	22	32.586	59.982	65	12.739	57.521	65	13.529	57.116
92	30.815	59.653	92	34.805	1:00.027	92	39.202	1:00.429	37	13.687	57.527	37	14.909	57.548
8	32.982	1:00.897	8	37.809	1:00.864	8	42.645	1:00.868	98	22.571	59.075	98	24.544	58.299
78	38.646	1:02.124	78	43.706	1:01.097	78	49.020	1:01.346	26	23.553	59.599	26	25.245	58.018
68	39.183	1:01.267	68	44.238	1:01.092	68	49.563	1:01.357	22	34.759	59.501	22	38.581	1:00.148
82	40.462	1:02.717	82	45.627	1:01.202	82	50.662	1:01.067	92	42.517	1:00.643	92	46.510	1:00.319
50	46.044	1:02.575	50	52.209	1:02.202				8	47.037	1:01.720	8	51.842	1:01.131
81	47.114	1:02.524	81	53.714	1:02.637				78	52.995	1:01.303			
58	48.273	1:02.038	58	54.788	1:02.552				68	53.400	1:01.165			
76	48.975	1:03.074	76	55.666	1:02.728				82	54.313	1:00.979			

Weather/Track: Sun / Dry

www.mstworld.com

Page 2 of 4

Mallory Park  
 Circuit Length = 1.3500 miles.  
 Start: 17:42 End: 17:57

Printed - 18:00 Sunday, 09 August 2009

**HSCC 70's Road Sports Championship**  
**RACE 7 - LAP CHART - Mallory Park - 9th August 2009**  
 (contd.)

Lap 11			Lap 12			Lap 13			Lap 14			Lap 15		
No	Behind	Laptime	No	Behind	Laptime	No	Behind	Laptime	No	Behind	Laptime	No	Behind	Laptime
34		57.903	34		56.803	34		56.727	34		56.452	34		56.083
68	1 LAP	1:01.537	68	1 LAP	1:00.821	8	1 LAP	1:01.402	92	1 LAP	1:01.008	92	1 LAP	1:00.479
78	1 LAP	1:02.896	29	5.173	57.884	9	6.017	57.444	8	1 LAP	59.857	9	7.516	57.071
82	1 LAP	1:02.652	9	5.300	57.482	29	6.246	57.800	9	6.528	56.963	29	9.513	58.315
29	4.092	56.818	1	6.147	57.680	1	6.733	57.313	29	7.281	57.487	1	9.851	58.078
9	4.621	56.799	78	1 LAP	1:01.506	68	1 LAP	1:00.939	1	7.856	57.575	8	1 LAP	1:02.351
1	5.270	56.557	82	1 LAP	1:02.910	78	1 LAP	1:00.573	68	1 LAP	59.841	68	1 LAP	1:00.231
65	14.010	58.384	65	14.523	57.316	82	1 LAP	1:01.417	78	1 LAP	1:00.294	65	16.858	56.782
37	15.301	58.295	37	16.252	57.754	65	15.653	57.857	65	16.159	56.958	78	1 LAP	1:01.513
50	1 LAP	1:05.293	81	1 LAP	1:04.119	37	17.598	58.073	37	19.168	58.022	37	20.986	57.901
81	1 LAP	1:04.448	58	1 LAP	1:04.362	98	29.942	58.963	82	1 LAP	1:02.097	82	1 LAP	1:01.656
58	1 LAP	1:03.569	76	1 LAP	1:04.510	26	31.302	59.995	98	31.398	57.908	98	33.761	58.446
76	1 LAP	1:03.027	98	27.706	58.881	58	1 LAP	1:03.152	26	34.268	59.418	26	35.677	57.492
98	25.628	58.987	26	28.034	59.073	81	1 LAP	1:04.012	81	1 LAP	1:02.386	81	1 LAP	1:02.738
26	25.764	58.422	50	1 LAP	1:08.437	76	1 LAP	1:03.541	76	1 LAP	1:02.264	76	1 LAP	1:03.035
22	40.076	59.398	22	42.983	59.710	22	46.695	1:00.439	22	50.914	1:00.671	22	54.924	1:00.093
92	49.289	1:00.682	92	53.306	1:00.820				58	1 LAP	1:16.467			
8	54.680	1:00.741												

Weather/Track: Sun / Dry

Mallory Park  
 Circuit Length = 1.3500 miles.  
 Start: 17:42 End: 17:57

**HSCC 70's Road Sports Championship**  
**RACE 7 - LAP CHART - Mallory Park - 9th August 2009**  
 (contd.)

Lap 16			Lap 17			Lap 18			Lap 19			Lap 20		
No	Behind	Laptime	No	Behind	Laptime	No	Behind	Laptime	No	Behind	Laptime	No	Behind	Laptime
34		57.310												
9	7.177	56.971												
29	9.657	57.454												
1	9.989	57.448												
92	1 LAP	1:01.963												
58	2 LAPS	1:15.364												
8	1 LAP	59.366												
65	16.764	57.216												
68	1 LAP	1:00.800												
37	22.087	58.411												
82	1 LAP	1:01.410												
98	34.766	58.315												
26	36.429	58.062												
81	1 LAP	1:03.898												
76	1 LAP	1:03.705												
22	57.783	1:00.169												

Weather/Track: Sun / Dry

Mallory Park  
 Circuit Length = 1.3500 miles.  
 Start: 17:42 End: 17:57

**HSCC 'Armitstead Barnett Financial Services' Historic Formula Ford 2000  
 QUALIFYING - RACE 8 - Mallory Park - 9th August 2009**

POS	NO	CL	DRIVER	NAT	CAR	TIME	LAPS	GAP	MPH
1	98	A	Neil FOWLER		Reynard SF79	47.777	16		101.72
2	19	A	Scott TEMPLE		Reynard SF79	48.200	18	0.423	100.83
3	49	A	Tom MILLS	TR	Delta T80	48.287	17	0.510	100.64
4	75	A	Colin WRIGHT		Reynard SF79	48.785	18	1.008	99.62
5	41	A	Mark PIERCE		Sparton SF80	49.046	14	1.269	99.09
6	12	A	Wil ARIF		Royale RP30	49.115	17	1.338	98.95
7	57	A	David WILD	TR	Reynard SF79	49.221	17	1.444	98.73
8	36	A	James LEDAMUN		Crossle 51F	49.473	18	1.696	98.23
9	25	B	Antony RAINE		Merlyn MK28	49.490	18	1.713	98.20
10	65	A	Peter DENHAM		Reynard SF78	49.567	17	1.790	98.04
11	14	A	Iain ROWLEY		Delta T78	49.755	18	1.978	97.67
12	11	A	Stuart BOYER		Reynard SF77	49.792	18	2.015	97.60
13	24	A	Alan GAPE		Royale RP27	50.152	17	2.375	96.90
14	73	A	John WILSON		Royale RP26	50.480	17	2.703	96.27
15	10	A	Derek SMITH		Delta T80	50.780	12	3.003	95.70
16	44	A	John De RITTER		Delta T79	51.421	16	3.644	94.51
17	42	B	David CLARK		Dulon MP21	51.642	15	3.865	94.10
18	46	C	John BOWLES		Royale RP9	52.170	8	4.393	93.15
19	74	A	Seamus DOYLE		Lola T580	52.867	16	5.090	91.92

TR = No working transponder.

Weather/Track: Sun /Dry

These results are provisional until the conclusion of any judicial and technical matters.

Mallory Park

Circuit Length = 1.3500 miles.

Start: 12:02 End: 12:17

Clerk of the Course:		Timekeeper:
----------------------	--	-------------

# HSCC 'Armitstead Barnett Financial Services' Historic Formula Ford 2000

## QUALIFYING - LAP ANALYSIS - Mallory Park - 9th August 2009

<b>10</b>	<b>Derek SMITH</b>					Delta T80
1 -	8:39.939	6 -	51.820	11 -	52.094	
2 -	54.595	7 -	51.161	12 -	54.155	
3 -	53.639	8 -	<b>50.780</b>			
4 -	51.499	9 -	50.974			
5 -	50.921	10 -	50.942			
<b>11</b>	<b>Stuart BOYER</b>					Reynard SF77
1 -	8:36.985	6 -	50.436	11 -	<b>49.792</b>	
2 -	50.433	7 -	50.071	12 -	50.047	
3 -	51.219	8 -	50.199	13 -	51.330	
4 -	50.150	9 -	50.502	14 -	50.840	
5 -	51.014	10 -	50.127	15 -	50.164	
<b>12</b>	<b>Wil ARIF</b>					Royale RP30
1 -	8:51.396	6 -	49.920	11 -	50.371	
2 -	51.010	7 -	49.985	12 -	51.465	
3 -	53.329	8 -	50.239	13 -	49.876	
4 -	50.559	9 -	49.990	14 -	<b>49.115</b>	
5 -	50.325	10 -	50.004	15 -	49.340	
<b>14</b>	<b>Iain ROWLEY</b>					Delta T78
1 -	8:16.327	6 -	50.378	11 -	50.318	
2 -	51.931	7 -	50.358	12 -	49.996	
3 -	50.797	8 -	51.336	13 -	49.986	
4 -	50.536	9 -	51.645	14 -	49.919	
5 -	53.767	10 -	50.822	15 -	50.433	
<b>19</b>	<b>Scott TEMPLE</b>					Reynard SF79
1 -	8:49.560	6 -	48.731	11 -	48.387	
2 -	50.606	7 -	49.036	12 -	<b>48.200</b>	
3 -	54.407	8 -	48.668	13 -	48.780	
4 -	50.245	9 -	48.462	14 -	52.437	
5 -	49.124	10 -	48.352	15 -	48.488	
<b>24</b>	<b>Alan GAPE</b>					Royale RP27
1 -	8:43.601	6 -	52.124	11 -	51.649	
2 -	54.683	7 -	52.765	12 -	51.634	
3 -	53.418	8 -	51.668	13 -	52.722	
4 -	53.531	9 -	53.725	14 -	53.371	
5 -	52.914	10 -	52.547	15 -	51.389	

TR = No working transponder.  
Weather/Track: Sun /Dry

**HSCC 'Armitstead Barnett Financial Services' Historic Formula Ford 2000**  
**QUALIFYING - LAP ANALYSIS - Mallory Park - 9th August 2009**  
 (contd.)

<b>25</b>	<b>Antony RAINE</b>	Merlyn MK28					
1 -	8:29.202	6 -	49.792	11 -	50.114	16 -	49.794
2 -	50.135	7 -	49.645	12 -	49.982	17 -	54.406
3 -	50.131	8 -	49.888	13 -	50.059	18 -	49.685
4 -	49.840	9 -	50.903	14 -	49.670		
5 -	<b>49.490</b>	10 -	50.123	15 -	50.080		
<b>36</b>	<b>James LEDAMUN</b>	Crossle 51F					
1 -	8:29.392	6 -	50.402	11 -	50.562	16 -	<b>49.473</b>
2 -	51.175	7 -	50.532	12 -	50.676	17 -	52.332
3 -	50.438	8 -	50.513	13 -	50.348	18 -	51.123
4 -	50.883	9 -	50.004	14 -	49.745		
5 -	50.736	10 -	50.539	15 -	49.781		
<b>41</b>	<b>Mark PIERCE</b>	Sparton SF80					
1 -	8:39.266	6 -	50.793	11 -	<b>49.046</b>		
2 -	54.729	7 -	50.351	12 -	1:08.876		
3 -	54.374	8 -	49.724	13 -	1:45.561		
4 -	51.943	9 -	49.289	14 -	49.336		
5 -	50.765	10 -	49.543				
<b>42</b>	<b>David CLARK</b>	Dulon MP21					
1 -	8:38.606	6 -	54.130	11 -	1:00.215		
2 -	57.651	7 -	54.199	12 -	1:50.430		
3 -	55.541	8 -	52.102	13 -	<b>51.642</b>		
4 -	55.770	9 -	52.249	14 -	54.049		
5 -	54.024	10 -	53.286	15 -	53.506		
<b>44</b>	<b>John De RITTER</b>	Delta T79					
1 -	8:31.321	6 -	52.278	11 -	52.378	16 -	55.560
2 -	52.008	7 -	<b>51.421</b>	12 -	53.090		
3 -	1:25.364	8 -	52.523	13 -	57.129		
4 -	54.463	9 -	52.516	14 -	51.528		
5 -	52.589	10 -	52.129	15 -	51.453		
<b>46</b>	<b>John BOWLES</b>	Royale RP9					
1 -	8:59.105	6 -	52.289				
2 -	52.870	7 -	54.135				
3 -	54.859	8 -	52.592				
4 -	<b>52.170</b>						
5 -	52.220						

TR = No working transponder.  
 Weather/Track: Sun /Dry

# HSCC 'Armitstead Barnett Financial Services' Historic Formula Ford 2000 QUALIFYING - LAP ANALYSIS - Mallory Park - 9th August 2009

(contd.)

<b>49</b>	<b>Tom MILLS</b>				<b>TR</b>	Delta T80
1 -	8:21.617	6 -	48.552	11 -	49.107	16 - <b>48.287</b>
2 -	51.467	7 -	48.762	12 -	49.336	17 - 51.349
3 -	49.643	8 -	48.826	13 -	50.694	
4 -	49.362	9 -	49.072	14 -	48.719	
5 -	50.821	10 -	49.116	15 -	48.467	
<b>57</b>	<b>David WILD</b>				<b>TR</b>	Reynard SF79
1 -	8:57.537	6 -	50.214	11 -	49.905	16 - <b>49.221</b>
2 -	52.925	7 -	51.660	12 -	50.545	17 - 50.762
3 -	55.295	8 -	49.693	13 -	49.982	
4 -	50.248	9 -	50.458	14 -	49.450	
5 -	50.429	10 -	50.308	15 -	49.316	
<b>65</b>	<b>Peter DENHAM</b>					Reynard SF78
1 -	9:08.532	6 -	50.600	11 -	49.845	16 - 50.233
2 -	53.831	7 -	50.299	12 -	49.803	17 - <b>49.567</b>
3 -	52.795	8 -	51.668	13 -	50.325	
4 -	50.892	9 -	50.359	14 -	49.925	
5 -	50.159	10 -	50.746	15 -	49.990	
<b>73</b>	<b>John WILSON</b>					Royale RP26
1 -	8:46.665	6 -	50.753	11 -	51.683	16 - <b>50.480</b>
2 -	53.386	7 -	51.157	12 -	51.587	17 - 51.291
3 -	54.413	8 -	51.839	13 -	51.518	
4 -	53.442	9 -	51.306	14 -	51.186	
5 -	51.684	10 -	51.159	15 -	50.619	
<b>74</b>	<b>Seamus DOYLE</b>					Lola T580
1 -	8:42.726	6 -	53.605	11 -	53.718	16 - 55.910
2 -	56.201	7 -	53.421	12 -	53.104	
3 -	58.761	8 -	54.273	13 -	54.513	
4 -	54.631	9 -	53.430	14 -	53.226	
5 -	55.066	10 -	<b>52.867</b>	15 -	54.265	
<b>75</b>	<b>Colin WRIGHT</b>					Reynard SF79
1 -	8:22.714	6 -	50.558	11 -	50.048	16 - 50.268
2 -	51.496	7 -	49.855	12 -	49.381	17 - 49.459
3 -	50.047	8 -	51.428	13 -	48.957	18 - <b>48.785</b>
4 -	50.002	9 -	51.990	14 -	50.395	
5 -	49.647	10 -	49.549	15 -	50.623	

TR = No working transponder.  
Weather/Track: Sun /Dry


**HSCC 'Armitstead Barnett Financial Services' Historic Formula Ford 2000**  
**QUALIFYING - LAP ANALYSIS - Mallory Park - 9th August 2009**  
(contd.)

<b>98</b>	<b>Neil FOWLER</b>	Reynard SF79					
1 -	8:56.329	6 -	48.531	11 -	47.922	16 -	51.559
2 -	52.714	7 -	48.856	12 -	56.052		
3 -	55.637	8 -	47.873	13 -	48.013		
4 -	48.696	9 -	47.927	14 -	47.863		
5 -	48.797	10 -	47.808	15 -	<b>47.777</b>		

TR = No working transponder.  
Weather/Track: Sun /Dry

**HSCC 'Armitstead Barnett Financial Services' Historic Formula Ford 2000  
GRID FOR RACE 8 - Mallory Park - 9th August 2009**

ROW 10	74	DOYLE		
ROW 9	42	CLARK	46	BOWLES
ROW 8	10	SMITH	44	RITTER
ROW 7	24	GAPE	73	WILSON
ROW 6	14	ROWLEY	11	BOYER
ROW 5	25	RAINE	65	DENHAM
ROW 4	57	WILD	36	LEDAMUN
ROW 3	41	PIERCE	12	ARIF
ROW 2	49	MILLS	75	WRIGHT
ROW 1	98	FOWLER	19	TEMPLE
		POLE		



**Weather/Track: Sun /Dry**

**These results are provisional until the conclusion of any judicial and technical matters.**

Mallory Park  
Circuit Length = 1.3500 miles.  
Start: 12:02 End: 12:17

Clerk of the Course:

Timekeeper:

**HSCC 'Armitstead Barnett Financial Services' Historic Formula Ford 2000**  
**RACE 8 CLASSIFICATION - Mallory Park - 9th August 2009**

POS	NO	CL	DRIVER	NAT	CAR	TIME	LAPS	GAP	MPH	BEST
1	98	A	Neil FOWLER		Reynard SF79	10:34.287	13		99.60	47.841
2	19	A	Scott TEMPLE		Reynard SF79	10:38.784	13	4.497	98.90	48.275
3	49	A	Tom MILLS		Delta T80	10:39.105	13	4.818	98.85	48.239
4	75	A	Colin WRIGHT		Reynard SF79	10:48.777	13	14.490	97.38	48.922
5	12	A	Wil ARIF		Royale RP30	10:49.948	13	15.661	97.20	48.834
6	57	A	David WILD		Reynard SF79	10:52.059	13	17.772	96.89	49.275
7	25	B	Antony RAINE		Merlyn MK28	10:58.952	13	24.665	95.88	49.724
8	41	A	Mark PIERCE		Sparton SF80	11:01.869	13	27.582	95.45	49.668
9	11	A	Stuart BOYER		Reynard SF77	11:02.066	13	27.779	95.42	49.859
10	14	A	Iain ROWLEY		Delta T78	11:02.797	13	28.510	95.32	49.653
11	65	A	Peter DENHAM		Reynard SF78	10:36.801	12	1 LAP	91.58	50.206
12	10	A	Derek SMITH		Delta T80	10:37.068	12	1 LAP	91.54	51.395
13	44	A	John De RITTER		Delta T79	10:47.301	12	1 LAP	90.09	51.294
14	42	B	David CLARK		Dulon MP21	11:29.022	12	1 LAP	84.64	50.895

NOT CLASSIFIED

74	A	Seamus DOYLE		Lola T580	6:00.193	6	D.N.F.	80.95	51.985
24	A	Alan GAPE		Royale RP27	4:30.408	5	D.N.F.	89.86	51.875
73	A	John WILSON		Royale RP26	3:06.176	3	D.N.F.	78.31	51.218
36	A	James LEDAMUN		Crossle 51F	58.434	1	D.N.F.	83.17	58.434

FASTEST LAP

98	A	Neil FOWLER		Reynard SF79	47.841	11	101.58mph	163.48kph
25	B	Antony RAINE		Merlyn MK28	49.724	8	97.74mph	157.29kph

Cars 49, 57, No working transponder.

Weather/Track: Sun /Dry

These results are provisional until the conclusion of any judicial and technical matters.

Mallory Park

Circuit Length = 1.3500 miles.

Start: 17:26 End: 17:36

Clerk of the Course:

Timekeeper:

**HSCC 'Armitstead Barnett Financial Services' Historic Formula Ford 2000  
RACE - LAP ANALYSIS - Mallory Park - 9th August 2009**

<b>10</b>	<b>Derek SMITH</b>				Delta T80
1 -	1:01.687	6 -	51.550	11 -	52.920
2 -	<b>51.395</b>	7 -	51.791	12 -	55.677
3 -	52.166	8 -	52.065		
4 -	52.411	9 -	52.158		
5 -	51.639	10 -	51.609		
<b>11</b>	<b>Stuart BOYER</b>				Reynard SF77
1 -	59.289	6 -	50.537	11 -	50.209
2 -	50.540	7 -	49.941	12 -	50.348
3 -	50.017	8 -	50.309	13 -	50.300
4 -	<b>49.859</b>	9 -	50.396		
5 -	49.904	10 -	50.417		
<b>12</b>	<b>Wil ARIF</b>				Royale RP30
1 -	57.767	6 -	49.364	11 -	49.072
2 -	49.975	7 -	49.312	12 -	49.375
3 -	49.740	8 -	49.503	13 -	49.121
4 -	49.667	9 -	48.924		
5 -	49.294	10 -	<b>48.834</b>		
<b>14</b>	<b>Iain ROWLEY</b>				Delta T78
1 -	59.779	6 -	50.202	11 -	50.021
2 -	50.442	7 -	50.008	12 -	50.666
3 -	50.397	8 -	50.200	13 -	50.180
4 -	50.102	9 -	51.147		
5 -	<b>49.653</b>	10 -	50.000		
<b>19</b>	<b>Scott TEMPLE</b>				Reynard SF79
1 -	54.583	6 -	48.658	11 -	48.444
2 -	49.718	7 -	48.666	12 -	48.710
3 -	48.590	8 -	48.586	13 -	48.605
4 -	48.673	9 -	<b>48.275</b>		
5 -	48.673	10 -	48.603		
<b>24</b>	<b>Alan GAPE</b>				Royale RP27
1 -	1:00.703				
2 -	<b>51.875</b>				
3 -	52.527				
4 -	52.876				
5 -	52.427				

Cars 49, 57, No working transponder.  
Weather/Track: Sun /Dry

**HSCC 'Armitstead Barnett Financial Services' Historic Formula Ford 2000**  
**RACE - LAP ANALYSIS - Mallory Park - 9th August 2009**  
 (contd.)

<b>25</b>	<b>Antony RAINE</b>				Merlyn MK28
1 -	59.077	6 -	50.013	11 -	49.786
2 -	50.474	7 -	49.959	12 -	49.972
3 -	49.741	8 -	<b>49.724</b>	13 -	50.304
4 -	49.867	9 -	50.094		
5 -	49.937	10 -	50.004		
<b>36</b>	<b>James LEDAMUN</b>				Crossle 51F
1 -	<b>58.434</b>				
<b>41</b>	<b>Mark PIERCE</b>				Sparton SF80
1 -	56.291	6 -	49.965	11 -	50.006
2 -	51.408	7 -	50.305	12 -	51.575
3 -	50.833	8 -	49.966	13 -	50.811
4 -	50.068	9 -	50.191		
5 -	50.782	10 -	<b>49.668</b>		
<b>42</b>	<b>David CLARK</b>				Dulon MP21
1 -	1:02.842	6 -	53.119	11 -	1:42.645
2 -	53.325	7 -	51.714	12 -	56.279
3 -	52.743	8 -	51.033		
4 -	51.600	9 -	51.692		
5 -	51.135	10 -	<b>50.895</b>		
<b>44</b>	<b>John De RITTER</b>				Delta T79
1 -	1:02.642	6 -	53.048	11 -	1:05.423
2 -	52.662	7 -	51.362	12 -	51.882
3 -	51.868	8 -	51.388		
4 -	52.128	9 -	<b>51.294</b>		
5 -	51.759	10 -	51.845		
<b>49</b>	<b>Tom MILLS</b>				Delta T80
1 -	55.465	6 -	<b>48.239</b>	11 -	48.485
2 -	49.105	7 -	48.267	12 -	48.635
3 -	49.149	8 -	48.512	13 -	48.581
4 -	49.299	9 -	48.416		
5 -	48.554	10 -	48.398		

Cars 49, 57, No working transponder.  
 Weather/Track: Sun /Dry

**HSCC 'Armitstead Barnett Financial Services' Historic Formula Ford 2000**  
**RACE - LAP ANALYSIS - Mallory Park - 9th August 2009**  
 (contd.)

<b>57</b>	<b>David WILD</b>				Reynard SF79
1 -	57.240	6 -	49.504	11 -	<b>49.275</b>
2 -	50.171	7 -	49.299	12 -	49.535
3 -	49.614	8 -	49.696	13 -	49.355
4 -	49.379	9 -	50.016		
5 -	49.598	10 -	49.377		
<b>65</b>	<b>Peter DENHAM</b>				Reynard SF78
1 -	1:04.747	6 -	<b>50.206</b>	11 -	51.162
2 -	52.135	7 -	52.278	12 -	56.817
3 -	51.232	8 -	52.047		
4 -	50.560	9 -	53.221		
5 -	50.951	10 -	51.445		
<b>73</b>	<b>John WILSON</b>				Royale RP26
1 -	1:00.855				
2 -	<b>51.218</b>				
3 -	1:14.103				
<b>74</b>	<b>Seamus DOYLE</b>				Lola T580
1 -	1:04.561	6 -	1:26.394		
2 -	52.940				
3 -	52.232				
4 -	<b>51.985</b>				
5 -	52.081				
<b>75</b>	<b>Colin WRIGHT</b>				Reynard SF79
1 -	56.495	6 -	49.491	11 -	48.936
2 -	50.095	7 -	49.549	12 -	48.991
3 -	48.931	8 -	49.832	13 -	<b>48.922</b>
4 -	49.190	9 -	49.590		
5 -	49.419	10 -	49.336		
<b>98</b>	<b>Neil FOWLER</b>				Reynard SF79
1 -	54.618	6 -	48.064	11 -	<b>47.841</b>
2 -	49.196	7 -	48.054	12 -	48.035
3 -	48.373	8 -	48.010	13 -	49.539
4 -	48.269	9 -	47.981		
5 -	48.164	10 -	48.143		

Cars 49, 57, No working transponder.  
 Weather/Track: Sun /Dry

**HSCC 'Armitstead Barnett Financial Services' Historic Formula Ford 2000  
RACE - LAP CHART - Mallory Park - 9th August 2009**

Lap 1			Lap 2			Lap 3			Lap 4			Lap 5		
No	Behind	Laptime	No	Behind	Laptime	No	Behind	Laptime	No	Behind	Laptime	No	Behind	Laptime
19		54.583	98		49.196	98		48.373	98		48.269	98		48.164
98	0.035	54.618	19	0.487	49.718	19	0.704	48.590	19	1.108	48.673	19	1.617	48.673
49	0.882	55.465	49	0.756	49.105	49	1.532	49.149	49	2.562	49.299	49	2.952	48.554
41	1.708	56.291	75	2.776	50.095	75	3.334	48.931	75	4.255	49.190	75	5.510	49.419
75	1.912	56.495	57	3.597	50.171	57	4.838	49.614	57	5.948	49.379	57	7.382	49.598
57	2.657	57.240	41	3.885	51.408	12	5.295	49.740	12	6.693	49.667	12	7.823	49.294
12	3.184	57.767	12	3.928	49.975	41	6.345	50.833	41	8.144	50.068	25	10.476	49.937
36	3.851	58.434	25	5.737	50.474	25	7.105	49.741	25	8.703	49.867	41	10.762	50.782
25	4.494	59.077	11	6.015	50.540	11	7.659	50.017	11	9.249	49.859	11	10.989	49.904
11	4.706	59.289	14	6.407	50.442	14	8.431	50.397	14	10.264	50.102	14	11.753	49.653
14	5.196	59.779	73	8.259	51.218	24	12.918	52.527	10	17.203	52.411	10	20.678	51.639
24	6.120	1:00.703	24	8.764	51.875	10	13.061	52.166	24	17.525	52.876	65	21.005	50.951
73	6.272	1:00.855	10	9.268	51.395	44	14.985	51.868	65	18.218	50.560	24	21.788	52.427
10	7.104	1:01.687	44	11.490	52.662	65	15.927	51.232	44	18.844	52.128	44	22.439	51.759
44	8.059	1:02.642	42	12.353	53.325	42	16.723	52.743	42	20.054	51.600	42	23.025	51.135
42	8.259	1:02.842	65	13.068	52.135	74	17.546	52.232	74	21.262	51.985	74	25.179	52.081
74	9.978	1:04.561	74	13.687	52.940	73	33.989	1:14.103						
65	10.164	1:04.747												

Cars 49, 57, No working transponder.  
Weather/Track: Sun /Dry

Mallory Park  
Circuit Length = 1.3500 miles.  
Start: 17:26 End: 17:36

**HSCC 'Armitstead Barnett Financial Services' Historic Formula Ford 2000**  
**RACE - LAP CHART - Mallory Park - 9th August 2009**  
 (contd.)

Lap 6			Lap 7			Lap 8			Lap 9			Lap 10		
No	Behind	Laptime	No	Behind	Laptime	No	Behind	Laptime	No	Behind	Laptime	No	Behind	Laptime
98		48.064	98		48.054	98		48.010	98		47.981	98		48.143
19	2.211	48.658	19	2.823	48.666	19	3.399	48.586	19	3.693	48.275	19	4.153	48.603
49	3.127	48.239	49	3.340	48.267	49	3.842	48.512	49	4.277	48.416	49	4.532	48.398
75	6.937	49.491	75	8.432	49.549	75	10.254	49.832	75	11.863	49.590	75	13.056	49.336
57	8.822	49.504	57	10.067	49.299	57	11.753	49.696	12	12.817	48.924	12	13.508	48.834
12	9.123	49.364	12	10.381	49.312	12	11.874	49.503	57	13.788	50.016	57	15.022	49.377
25	12.425	50.013	25	14.330	49.959	25	16.044	49.724	25	18.157	50.094	25	20.018	50.004
41	12.663	49.965	41	14.914	50.305	41	16.870	49.966	41	19.080	50.191	41	20.605	49.668
11	13.462	50.537	11	15.349	49.941	11	17.648	50.309	11	20.063	50.396	11	22.337	50.417
14	13.891	50.202	74	1 LAP	1:26.394	14	18.035	50.200	14	21.201	51.147	14	23.058	50.000
65	23.147	50.206	14	15.845	50.008	65	31.408	52.047	10	36.133	52.158	10	39.599	51.609
10	24.164	51.550	65	27.371	52.278	10	31.956	52.065	65	36.648	53.221	65	39.950	51.445
44	27.423	53.048	10	27.901	51.791	44	34.109	51.388	44	37.422	51.294	44	41.124	51.845
42	28.080	53.119	44	30.731	51.362	42	34.763	51.033	42	38.474	51.692	42	41.226	50.895
			42	31.740	51.714									

Cars 49, 57, No working transponder.  
 Weather/Track: Sun /Dry

Mallory Park  
 Circuit Length = 1.3500 miles.  
 Start: 17:26 End: 17:36

**HSCC 'Armitstead Barnett Financial Services' Historic Formula Ford 2000**  
**RACE - LAP CHART - Mallory Park - 9th August 2009**  
 (contd.)

Lap 11			Lap 12			Lap 13			Lap 14			Lap 15		
No	Behind	Laptime	No	Behind	Laptime	No	Behind	Laptime	No	Behind	Laptime	No	Behind	Laptime
98		47.841	98		48.035	98		49.539						
19	4.756	48.444	19	5.431	48.710	65	1 LAP	56.817						
49	5.176	48.485	49	5.776	48.635	10	1 LAP	55.677						
75	14.151	48.936	44	1 LAP	1:05.423	19	4.497	48.605						
12	14.739	49.072	75	15.107	48.991	49	4.818	48.581						
57	16.456	49.275	12	16.079	49.375	44	1 LAP	51.882						
25	21.963	49.786	57	17.956	49.535	75	14.490	48.922						
41	22.770	50.006	25	23.900	49.972	12	15.661	49.121						
11	24.705	50.209	41	26.310	51.575	57	17.772	49.355						
14	25.238	50.021	11	27.018	50.348	25	24.665	50.304						
65	43.271	51.162	14	27.869	50.666	41	27.582	50.811						
10	44.678	52.920	42	1 LAP	1:42.645	11	27.779	50.300						
						14	28.510	50.180						
						42	1 LAP	56.279						

Cars 49, 57, No working transponder.  
 Weather/Track: Sun /Dry

Mallory Park  
 Circuit Length = 1.3500 miles.  
 Start: 17:26 End: 17:36

**HSCC Guards Trophy with Dunlop Tyres**  
**PRACTICE FOR RACE 9 - Mallory Park - 9th August 2009**

POS	NO	CL	NAME	ENTRY	TIME	LAPS	GAP	MPH
1	45	SRD	Dodd	Ginetta G16	50.982	17		95.32
2	60	SRD	Hodges	Chevron B8	51.193	12	0.211	94.93
3	2	SRE	Tizzard/Tizzard	Lenham Spider	51.835	20	0.853	93.75
4	7	SRC	Thompson/McClurg	Elva Mk7s	54.197	19	3.215	89.67
5	70	SRB	Wilson	Elva Mk7	54.480	21	3.498	89.20
6	79	D	Garrad	TVR 400 Griffith	54.683	11	3.701	88.87
7	67	B1	Smith	Marcos 1800GT	55.323	21	4.341	87.84
8	43	SRB	Newman	Lotus 23B	58.232	14	7.250	83.45
9	1	B2	Barrie	Porsche 911	58.946	20	7.964	82.44
10	98	B2	Bentley	MG B	59.009	16	8.027	82.36
11	64	B2	Richardson	MGB	59.083	19	8.101	82.25
12	76	D	Ward	Chevrolet Corvette	1:00.008	19	9.026	80.98
13	88	B3	Somerville	Triumph TR4	1:03.202	19	12.220	76.89

**Car 88, No working transponder.**

**Weather/Track: Sun / Dry**

**These results are provisional until the conclusion of any judicial and technical matters.**

Mallory Park

Circuit Length = 1.3500 miles.

Start: 12:28 End: 12:48

Clerk of Course:	Stewards:	Timekeeper:
------------------	-----------	-------------

# HSCC Guards Trophy with Dunlop Tyres

## PRACTICE - LAP ANALYSIS - Mallory Park - 9th August 2009

<b>1</b>	<b>Barrie</b>	Porsche 911					
1 -	X:00.000	6 -	1:00.566	11 -	59.495	16 -	1:00.729
2 -	1:02.521	7 -	59.731	12 -	59.907	17 -	1:00.368
3 -	1:02.236	8 -	59.622	13 -	<b>58.946</b>	18 -	1:02.146
4 -	59.459	9 -	59.408	14 -	1:01.650	19 -	1:00.086
5 -	59.639	10 -	59.108	15 -	58.977	20 -	1:00.160
<b>2</b>	<b>Tizzard/Tizzard</b>	Lenham Spider					
1 -	X:00.000	6 -	52.106	11 -	59.827	16 -	53.577
2 -	53.768	7 -	52.456	12 -	3:06.915	17 -	53.175
3 -	53.331	8 -	52.696	13 -	57.372	18 -	53.983
4 -	<b>51.835</b>	9 -	54.135	14 -	55.888	19 -	53.999
5 -	52.003	10 -	52.299	15 -	54.479	20 -	54.695
<b>7</b>	<b>Thompson/McClurg</b>	Elva Mk7s					
1 -	X:00.000	6 -	56.123	11 -	59.934	16 -	57.777
2 -	1:00.932	7 -	2:10.018	12 -	59.758	17 -	1:20.400
3 -	57.594	8 -	59.558	13 -	57.024	18 -	58.441
4 -	<b>54.197</b>	9 -	59.533	14 -	56.858	19 -	57.613
5 -	54.571	10 -	58.500	15 -	58.617		
<b>43</b>	<b>Newman</b>	Lotus 23B					
1 -	X:00.000	6 -	1:01.582	11 -	1:01.419		
2 -	1:07.447	7 -	1:01.719	12 -	59.141		
3 -	1:03.391	8 -	1:02.730	13 -	<b>58.232</b>		
4 -	1:03.300	9 -	1:03.316	14 -	1:00.515		
5 -	1:02.179	10 -	1:01.084				
<b>45</b>	<b>Dodd</b>	Ginetta G16					
1 -	X:00.000	6 -	52.483	11 -	59.394	16 -	<b>50.982</b>
2 -	58.016	7 -	51.884	12 -	56.181	17 -	59.290
3 -	54.226	8 -	52.011	13 -	51.351		
4 -	53.602	9 -	52.400	14 -	51.552		
5 -	52.876	10 -	52.101	15 -	51.405		
<b>60</b>	<b>Hodges</b>	Chevron B8					
1 -	X:00.000	6 -	52.928	11 -	53.251		
2 -	57.935	7 -	53.358	12 -	57.373		
3 -	54.792	8 -	52.256				
4 -	52.875	9 -	<b>51.193</b>				
5 -	51.929	10 -	51.656				

Car 88, No working transponder.  
Weather/Track: Sun / Dry

**HSCC Guards Trophy with Dunlop Tyres**  
**PRACTICE - LAP ANALYSIS - Mallory Park - 9th August 2009**  
 (contd.)

<b>64</b>	<b>Richardson</b>					<b>MGB</b>			
1 -	X:00.000	6 -	<b>59.083</b>	11 -	1:03.392	16 -	59.341		
2 -	1:05.191	7 -	59.857	12 -	1:00.778	17 -	1:01.322		
3 -	1:01.018	8 -	59.362	13 -	1:01.775	18 -	1:00.707		
4 -	1:00.690	9 -	1:01.171	14 -	1:00.676	19 -	59.842		
5 -	59.656	10 -	1:18.421	15 -	1:00.327				
<b>67</b>	<b>Smith</b>					<b>Marcos 1800GT</b>			
1 -	X:00.000	6 -	59.389	11 -	57.509	16 -	55.860	21 -	56.445
2 -	1:03.288	7 -	58.112	12 -	56.282	17 -	55.837		
3 -	1:00.678	8 -	57.514	13 -	56.095	18 -	56.215		
4 -	1:01.991	9 -	57.609	14 -	55.515	19 -	58.260		
5 -	1:01.410	10 -	58.072	15 -	<b>55.323</b>	20 -	56.123		
<b>70</b>	<b>Wilson</b>					<b>Elva Mk7</b>			
1 -	X:00.000	6 -	55.423	11 -	55.313	16 -	55.367	21 -	55.462
2 -	1:00.954	7 -	55.709	12 -	55.544	17 -	56.376		
3 -	56.625	8 -	58.427	13 -	55.670	18 -	56.134		
4 -	55.289	9 -	57.201	14 -	55.666	19 -	1:00.330		
5 -	58.212	10 -	55.770	15 -	<b>54.480</b>	20 -	56.671		
<b>76</b>	<b>Ward</b>					<b>Chevrolet Corvette</b>			
1 -	X:00.000	6 -	1:01.722	11 -	1:02.640	16 -	<b>1:00.008</b>		
2 -	1:07.504	7 -	1:02.037	12 -	1:03.041	17 -	1:00.288		
3 -	1:04.637	8 -	1:02.704	13 -	1:00.717	18 -	1:00.690		
4 -	1:02.445	9 -	1:02.463	14 -	1:00.275	19 -	1:00.277		
5 -	1:01.702	10 -	1:02.550	15 -	1:01.109				
<b>79</b>	<b>Garrad</b>					<b>TVR 400 Griffith</b>			
1 -	X:00.000	6 -	55.112	11 -	1:06.837				
2 -	55.686	7 -	55.548						
3 -	54.800	8 -	55.493						
4 -	56.063	9 -	54.819						
5 -	55.064	10 -	<b>54.683</b>						
<b>88</b>	<b>Somerville</b>					<b>Triumph TR4</b>			
1 -	X:00.000	6 -	1:04.415	11 -	<b>1:03.202</b>	16 -	1:03.242		
2 -	1:08.943	7 -	1:04.292	12 -	1:03.389	17 -	1:03.604		
3 -	1:06.168	8 -	1:04.882	13 -	1:03.470	18 -	1:06.755		
4 -	1:05.401	9 -	1:05.020	14 -	1:03.261	19 -	1:07.367		
5 -	1:05.390	10 -	1:04.100	15 -	1:04.913				


**Car 88, No working transponder.**  
**Weather/Track: Sun / Dry**

**HSCC Guards Trophy with Dunlop Tyres**  
**PRACTICE - LAP ANALYSIS - Mallory Park - 9th August 2009**  
(contd.)

<b>98</b>	<b>Bentley</b>	<b>MG B</b>			
1 - X:00.000	6 - 59.381	11 - 59.174	16 - 1:00.121		
2 - 1:07.631	7 - 59.365	12 - 1:00.129			
3 - 1:02.217	8 - 59.165	13 - 1:03.415			
4 - 1:00.086	9 - 59.168	14 - 4:05.091			
5 - <b>59.009</b>	10 - 59.167	15 - 1:00.485			

**Car 88, No working transponder.**  
**Weather/Track: Sun / Dry**

**HSCC Guards Trophy with Dunlop Tyres**  
**GRID FOR RACE 9 - AMENDED - Mallory Park - 9th August 2009**

ROW 6	76	Ward	88	Somerville
ROW 5	98	Bentley	64	Richardson
ROW 4	67	Smith	1	Barrie
ROW 3	70	Wilson	79	Garrad
ROW 2	2	Tizzard/Tizzard	7	McClurg/Thompson
ROW 1	45	Dodd	60	Hodges
	<b>POLE</b>			
				

**Car 43 withdrawn.**  
**Weather/Track: Sun / Dry**  
**These results are provisional until the conclusion of any judicial and technical matters.**

Mallory Park  
Circuit Length = 1.3500 miles.  
Start: 12:28 End: 12:48

Clerk of Course:	Stewards:	Timekeeper:
------------------	-----------	-------------



Mallory Park 9 August 2009

Race 9 – Guards Trophy

No result, Race cancelled due to time constraints.